



**Surname** \_\_\_\_\_

**Other Names** \_\_\_\_\_

**Centre Number** \_\_\_\_\_

**Candidate Number** \_\_\_\_\_

**Candidate Signature** \_\_\_\_\_

**AS**

**PSYCHOLOGY**

**Paper 2 Psychology in Context**

**7181/2**

**Thursday 17 May 2018**

**Afternoon**

**Time allowed: 1 hour 30 minutes**

**At the top of the page, write your surname and other names, your centre number, your candidate number and add your signature.**

**[Turn over]**



**For this paper you may use:**

- **a calculator.**

## **INSTRUCTIONS**

- **Use black ink or black ball-point pen.**
- **Answer ALL questions.**
- **You must answer the questions in the spaces provided. Do NOT write on blank pages.**
- **Do all rough work in this book. Cross through any work you do not want to be marked.**





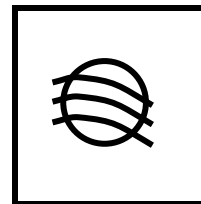
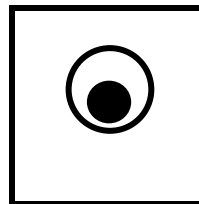

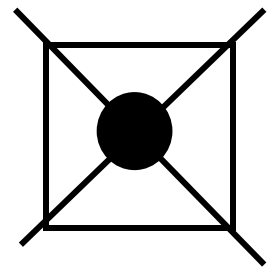
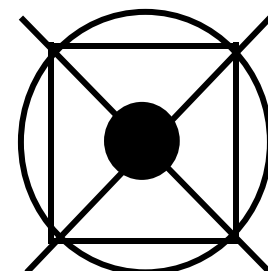
## **INFORMATION**

- **The marks for questions are shown in brackets.**
- **The maximum mark for this paper is 72.**
- **You will be assessed on your ability to:**
  - **use good English**
  - **organise information clearly**
  - **use specialist vocabulary where appropriate.**

**DO NOT TURN OVER UNTIL TOLD TO  
DO SO**



4

**SECTION A****APPROACHES IN PSYCHOLOGY****Answer ALL questions in this section.****Only ONE answer per question is allowed.****For each answer completely fill in the circle alongside the appropriate answer.****CORRECT METHOD****WRONG METHODS****If you want to change your answer you must cross out your original answer as shown.****If you wish to return to an answer previously crossed out, ring the answer you now wish to select as shown.**

5

0	1
---	---

**Which of the following statements best describes Wundt's use of the term introspection?**

**Shade ONE box only. [1 mark]**

**A Explaining behaviour by studying the biological bases of cognitive functions.**

**B Explaining behaviour without the need to consider thoughts and feelings.**

**C Investigating external events through observation and measurement.**

**D Investigating internal events by examining conscious thoughts and feelings.**

**[Turn over]**





**0 3**

**Identify TWO glands that form part of the endocrine system AND outline their functions. [4 marks]**

**1** \_\_\_\_\_

\_\_\_\_\_

\_\_\_\_\_

\_\_\_\_\_

\_\_\_\_\_

\_\_\_\_\_

\_\_\_\_\_

\_\_\_\_\_

**2** \_\_\_\_\_

\_\_\_\_\_

\_\_\_\_\_

\_\_\_\_\_

\_\_\_\_\_

\_\_\_\_\_

\_\_\_\_\_

\_\_\_\_\_

**[Turn over]**

## 8

**A researcher carried out an overt observation study of social learning. For one week the helping behaviour of children in a playgroup was recorded. All the children then saw a short film in which a child was praised for tidying up toys. For the following week the helping behaviour of the same children in the playgroup was recorded.**





<b>0</b>	<b>4</b>
----------	----------

**Which of the following statements is the best description of an overt observation study?**

**Shade ONE box only. [1 mark]**

**A The researcher becomes a member of the group whose behaviour is being observed.**

**B The researcher uses a structured procedure in which behaviour is watched and recorded.**

**C The researcher watches and records behaviour in the setting it would normally occur.**

**D The researcher watches and records behaviour of a group that knows it is being observed.**

**[Turn over]**





**BLANK PAGE**

**[Turn over]**

















## SECTION B

### PSYCHOPATHOLOGY

Answer ALL questions in this section.

**0 8**

**Describe ONE behavioural characteristic that might be seen in a person who has been diagnosed with a phobia of wasps. [2 marks]**

---

---

---

---

---

---

---

---

---

---

**0 9**

**Describe ONE emotional characteristic that might be seen in a person who has been diagnosed with a phobia of wasps. [2 marks]**

---

---

---

---

---

---

---

---

---

---

**[Turn over]**







---

---

---

---

---

---

---

---

**[Turn over]**



**1 2**

**Discuss ONE OR MORE cognitive explanation(s) of depression.**

**[12 marks]**

**You may use this space to plan your answer.**

---

---

---

---













## **SECTION C**

### **RESEARCH METHODS**

**Answer ALL questions in this section.**

**A researcher was interested in the relationship between the number of hours a course was taught using a computer program and the satisfaction of the students on the course.**

**As part of his research he conducted a pilot study as follows. A topic from a business studies course was divided into 10 equal one-hour sessions.**

**Eleven students who were matched for their high level of interest in business studies took part in the study.**

**All 11 students completed all 10 hours of the topic. They were taught either**



**31**

**completely online, with a combination of online teaching and classroom teaching, or just in a classroom.**

**Each student was allocated a letter, from A to K randomly. This determined the number of hours they studied online and the number of hours they studied in a classroom. The combinations are shown in TABLE 1, on page 32.**

**[Turn over]**



**TABLE 1: The numbers of hours each student (labelled A – K) studied the topic online and in a classroom with a teacher**

	<b>Number of online hours</b>	<b>Number of classroom hours</b>
<b>A</b>	<b>10</b>	<b>0</b>
<b>B</b>	<b>9</b>	<b>1</b>
<b>C</b>	<b>8</b>	<b>2</b>
<b>D</b>	<b>7</b>	<b>3</b>
<b>E</b>	<b>6</b>	<b>4</b>
<b>F</b>	<b>5</b>	<b>5</b>
<b>G</b>	<b>4</b>	<b>6</b>
<b>H</b>	<b>3</b>	<b>7</b>
<b>I</b>	<b>2</b>	<b>8</b>
<b>J</b>	<b>1</b>	<b>9</b>
<b>K</b>	<b>0</b>	<b>10</b>





1	3
---	---

**Explain why it was important to match the students on their high level of interest in business studies. [2 marks]**

---

---

---

---

---

---

---

---

---

---

**[Turn over]**

1	4
---	---

**Suggest ONE other variable for which the researcher should have matched the students. Explain how this might have affected the satisfaction scores if it was not controlled. [2 marks]**

---

---

---

---

---

---

---

---





**1 7**

**The researcher designed a questionnaire to collect data from the students about how satisfied they felt when they had completed the course.**

**Give an example of an appropriate question that the researcher might use to collect qualitative data on the questionnaire. [1 mark]**

---

---

---

---

---

**[Turn over]**



**1 8**

**Briefly explain ONE problem the researcher might have in analysing the qualitative data collected from the questionnaires. [2 marks]**

---

---

---

---

---

---

---

**1 9** Outline **ONE** ethical issue that should have been taken into account when carrying out the questionnaire. [1 mark]

---

---

---

---

**[Turn over]**

# 40

**In order to analyse all the responses to the questionnaire, each response was given a score by the researcher. The maximum score on the questionnaire was 20, where a score of 0 meant dissatisfied and a score of 20 meant very satisfied.**

**The following data, on page 41, was collected by the researcher.**



**TABLE 2: The numbers of hours each student (labelled A – K) studied the topic online and the satisfaction scores of each student.**

	<b>Number of online hours</b>	<b>Satisfaction scores</b>
<b>A</b>	<b>10</b>	<b>5</b>
<b>B</b>	<b>9</b>	<b>6</b>
<b>C</b>	<b>8</b>	<b>8</b>
<b>D</b>	<b>7</b>	<b>7</b>
<b>E</b>	<b>6</b>	<b>10</b>
<b>F</b>	<b>5</b>	<b>12</b>
<b>G</b>	<b>4</b>	<b>13</b>
<b>H</b>	<b>3</b>	<b>15</b>
<b>I</b>	<b>2</b>	<b>17</b>
<b>J</b>	<b>1</b>	<b>19</b>
<b>K</b>	<b>0</b>	<b>19</b>

**[Turn over]**




**BLANK PAGE**



43

- 2 0** Using the data in TABLE 2, on page 41, and the graph paper provided below, draw an appropriate scattergram. Fully label your display. [4 marks]



**[Turn over]**



**2 1**

**What conclusion might the researcher draw, based on the results of the study? [2 marks]**

---

---

---

---

---

---

---

---

---

---

**2 2**

**The researcher looked at the mode and median satisfaction scores of the students. Calculate these two descriptive statistics. [2 marks]**

---

---

---

---

---

---

---

---

---

**[Turn over]**

**2 3**

**Explain why the median would be more suitable than the mode to represent the average score for satisfaction for the students.  
[2 marks]**

---

---

---

---

---

---

---

---

---

---

**2 4** Another researcher looked at the data for the satisfaction scores and commented that they suggested a negative skew in the data.

Look at the following sets of descriptive statistics from a different study. Which of the sets (A or B or C) would indicate a negative skew in the distribution of the data?

Shade ONE box only. [1 mark]

**A** Mean: 7.3, median: 7.5,  
mode: 7.0

**B** Mean: 7.3, median: 10.5,  
mode: 16

**C** Mean: 7.3, median: 6.5,  
mode: 5

24

**END OF QUESTIONS**



48

**There are no questions printed on this page**

For Examiner's Use	
Section	Mark
A	
B	
C	
<b>TOTAL</b>	

### Copyright information

For confidentiality purposes, from the November 2015 examination series, acknowledgements of third party copyright material will be published in a separate booklet rather than including them on the examination paper or support materials. This booklet is published after each examination series and is available for free download from [www.aqa.org.uk](http://www.aqa.org.uk) after the live examination series.

Permission to reproduce all copyright material has been applied for. In some cases, efforts to contact copyright-holders may have been unsuccessful and AQA will be happy to rectify any omissions of acknowledgements. If you have any queries please contact the Copyright Team, AQA, Stag Hill House, Guildford, GU2 7XJ.

Copyright © 2018 AQA and its licensors. All rights reserved.

**IB/M/Jun18/LO/7181/2/E2**

