



Please write clearly in block capitals.

Centre number

--	--	--	--	--

Candidate number

--	--	--	--

Surname

Forename(s)

Candidate signature

Level 3 Certificate

MATHEMATICAL STUDIES

Paper 2A Statistical techniques

Wednesday 24 May 2017

Morning

Time allowed: 1 hour 30 minutes

Materials

For this paper you must have:

- a clean copy of the Preliminary Material, Formulae Sheet and Statistical Tables (enclosed)
- a scientific calculator or a graphics calculator
- a ruler.

Instructions

- Use black ink or black ball-point pen. Pencil should only be used for drawing.
- Fill in the boxes at the top of this page.
- Answer **all** questions.
- You must answer questions in the space provided. Do not write outside the box around each page or on blank pages.
- Show all necessary working; otherwise, marks for method may be lost.
- Do all rough work in this book. Cross through any work that you do not want to be marked.
- The **final** answer to questions should be given to an appropriate degree of accuracy.
- You may **not** refer to the copy of the Preliminary Material that was available prior to this examination. A clean copy is enclosed for your use.

Information

- The marks for questions are shown in brackets.
- The maximum mark for this paper is 60.
- You may ask for more answer or graph paper, which must be tagged securely to this answer booklet.
- The paper reference for this paper is 1350/2A.

For Examiner's Use

Pages	Mark
2 – 3	
4 – 5	
6 – 7	
8 – 9	
10 – 11	
12 – 13	
14 – 15	
16 – 17	
18 – 19	
TOTAL	



J U N 1 7 1 3 5 0 2 A 0 1

IB/G/Jun17/E12

1350/2A

Answer **all** questions in the spaces provided.

- 1** Oliver is researching costs for a new smartphone he is planning to buy. He collects information from **five** mobile network operators. The network operators offer the phone on a rental contract or on pay-as-you-go. Users must also make a one-off payment for the phone. He produces the table below.

Operator	One-off payment for the phone	Rental cost
A	£189.99p	£25
B	£129.99p	£36
C	£99.99p	£49
D	£9999p	£0 (pay-as-you-go)

- 1 (a)** Analyse Oliver's table, identifying **two** errors.

Then suggest **two** improvements he could make to his table.

[4 marks]

Error 1

Error 2



- 2** Use **Youth Unemployment** from the Preliminary Material.
- 2 (a)** Work out the decrease, between September–November 2014 and June–August 2015, in the number of people aged 16–24 who were unemployed.

Circle your answer.

[1 mark]

56 000

80 000

136 000

192 000

- 2 (b)** Two newsletters contained articles about the unemployment rate of the economically active population aged 16–24 in September–November 2015

Here are the two headlines.

Unemployment rate for 16–24 year olds declines by one fifth in one year!

Always Young newsletter

For economically active 16–24 year olds, the ratio of men to women is about 11 : 10

Dynamic Youth newsletter

Using the data given, comment on the validity of these headlines.

[8 marks]

Always Young



2 (c) An independent body overseeing the quality of government reports suggested that the briefing paper could have been improved.

Suggest **three improvements** for future briefing papers.

[3 marks]

Improvement 1

Improvement 2

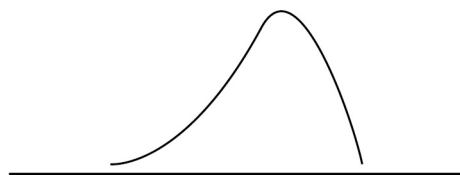

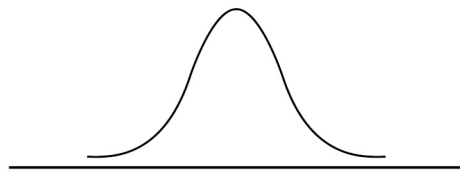
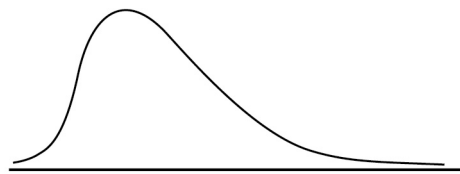
Improvement 3



- 3** William teaches English.
His class sat an exam.
The marks of the students can be modelled by a normal distribution.

- 3 (a)** Which of the following diagrams shows a normal distribution?
Tick **one** box.

[1 mark]



4

Question 3 continues on the next page

Turn over ►



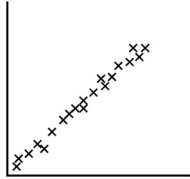
4 Jamir and Lily are investigating different types of correlation between two sets of data.

4 (a) Match each scatter diagram below to the most appropriate type of correlation.

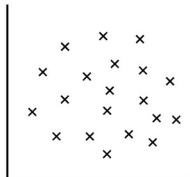
[2 marks]

Scatter diagram

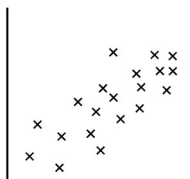
Type of correlation



Weak negative correlation



Weak positive correlation



Strong negative correlation



Strong positive correlation

No correlation

6

Question 4 continues on the next page

Turn over ►



Jamir and Lily each wear a special band that measures
the number of steps walked each day (S)
the number of calories burned each day (C)

The tables below show Jamir's data and Lily's data for the last eight days.

Jamir

S	5900	7400	8300	8600	9700	9900	11 600	12 500
C	2560	2680	2810	2700	2970	2940	3070	3290

Lily

S	14 000	4600	3300	4600	3900	12 200	16 300	5400
C	2320	2400	1980	2000	1960	2420	2780	2200

4 (b) Jamir and Lily want to know if it is justified to use S to estimate C

By calculating the product moment correlation coefficient between S and C ,
show that this is justified for Jamir's data.

[2 marks]



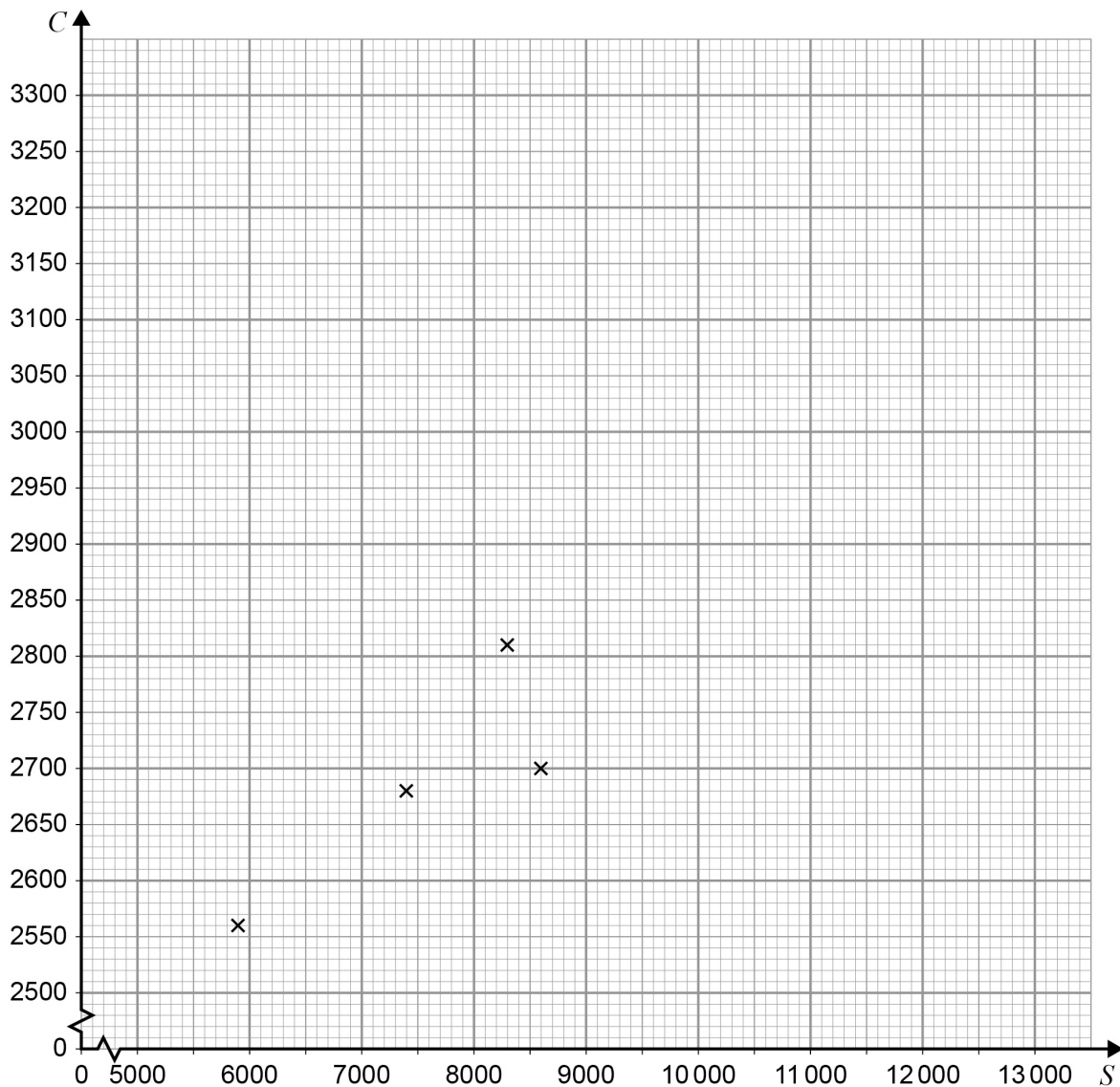
4 (d) (i) Complete the scatter diagram of C against S for **Jamir's** data on the grid below.

The table with Jamir's data is repeated below.

Jamir

S	5900	7400	8300	8600	9700	9900	11 600	12 500
C	2560	2680	2810	2700	2970	2940	3070	3290

[2 marks]



4 (d) (ii) Calculate the equation of the regression line of C on S for Jamir's data.

Draw your regression line on the scatter diagram for values of S from 6000 to 12 000

[4 marks]

4 (d) (iii) Jamir wants to burn at least 20 000 calories each **week**.

Work out the minimum number of steps he should aim to walk each **day**.

[3 marks]

Answer _____

9

Turn over ►



There are no questions printed on this page

**DO NOT WRITE ON THIS PAGE
ANSWER IN THE SPACES PROVIDED**



Answer _____

6 (b) Emily claims that the mean body temperature of patients in the hospital is above 37°C.

Comment on her claim.

[2 marks]

10

END OF QUESTIONS



There are no questions printed on this page

**DO NOT WRITE ON THIS PAGE
ANSWER IN THE SPACES PROVIDED**

Copyright information

For confidentiality purposes, from the November 2015 examination series, acknowledgements of third party copyright material will be published in a separate booklet rather than including them on the examination paper or support materials. This booklet is published after each examination series and is available for free download from www.aqa.org.uk after the live examination series.

Permission to reproduce all copyright material has been applied for. In some cases, efforts to contact copyright-holders may have been unsuccessful and AQA will be happy to rectify any omissions of acknowledgements. If you have any queries please contact the Copyright Team, AQA, Stag Hill House, Guildford, GU2 7XJ.

Copyright © 2017 AQA and its licensors. All rights reserved.

