



Please write clearly in block capitals.

Centre number

|  |  |  |  |  |
|--|--|--|--|--|
|  |  |  |  |  |
|--|--|--|--|--|

Candidate number

|  |  |  |  |
|--|--|--|--|
|  |  |  |  |
|--|--|--|--|

Surname

---

Forename(s)

---

Candidate signature

---

# AS BIOLOGY

## Paper 2

---

Tuesday 7 June 2016

Afternoon

Time allowed: 1 hour 30 minutes

### Materials

For this paper you must have:

- a ruler with millimetre measurements
- a calculator, which you are expected to use where appropriate.

### Instructions

- Use black ink or black ball-point pen.
- Fill in the boxes at the top of this page.
- Answer **all** questions.
- You must answer the questions in the spaces provided. Do not write outside the box around each page or on blank pages.
- All working must be shown.
- Do all work in this book. Cross through any work you do not want to be marked.

### Information

- The marks for questions are shown in brackets.
- The maximum mark for this paper is 75.



J U N 1 6 7 4 0 1 2 R 0 1

IB/M/Jun16/E4

7401/2R

Answer **all** questions in the spaces provided.

**0 1** . **1**

Endopeptidases and exopeptidases are involved in the hydrolysis of proteins.

Name the other type of enzyme required for the complete hydrolysis of proteins to amino acids.

**[1 mark]**

---

**0 1** . **2**

Suggest and explain why the combined actions of endopeptidases and exopeptidases are more efficient than exopeptidases on their own.

**[2 marks]**

---

---

---

---

---





0 2

A student investigated the distribution of stomata on leaves from two species of plant. She removed small pieces from the lower surface of the leaves of each plant species. She mounted these pieces on separate microscope slides. She then counted the number of stomata in several parts of the epidermis on each piece of leaf tissue using an optical microscope.

0 2 . 1

Suggest appropriate units the student should use to compare the distribution of stomata on leaves.

**[1 mark]**

0 2 . 2

The pieces of leaf tissue examined were very thin.

Explain why this was important.

**[2 marks]**

0 2 . 3

Give **two** reasons why it was important that the student counted the number of stomata in several parts of each piece of leaf tissue.

**[2 marks]**

1

2



0 2 . 4

One of the two plant species used by the student in this investigation was a xerophyte.

Other than the distribution of stomata, suggest and explain **two** xerophytic features the leaves of this plant might have.

**[2 marks]**

1 \_\_\_\_\_

2 \_\_\_\_\_

0 2 . 5

The student then compared the rate of transpiration (evaporation of water) from the two species of plant. She did this by measuring the rate of water uptake by each plant species.

Suggest **two** reasons why the rate of water uptake by a plant might **not** be the same as the rate of transpiration.

**[2 marks]**

1 \_\_\_\_\_

2 \_\_\_\_\_

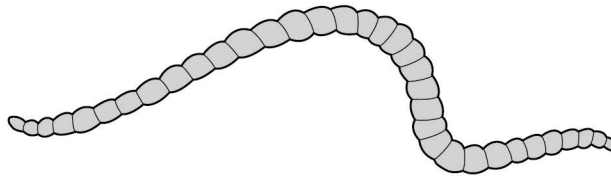
**Turn over for the next question**

0 3

Tubifex worms are small, thin animals that live in water. They have no specialised gas exchange or circulatory system.

**Figure 2** shows a tubifex worm.

**Figure 2**



0 3

. 1

Name the process by which oxygen reaches the cells inside the body of a tubifex worm.

[1 mark]

---

0 3

. 2

Using the information provided, explain how **two** features of the body of the tubifex worm allow efficient gas exchange.

[2 marks]

1 \_\_\_\_\_

---

2 \_\_\_\_\_

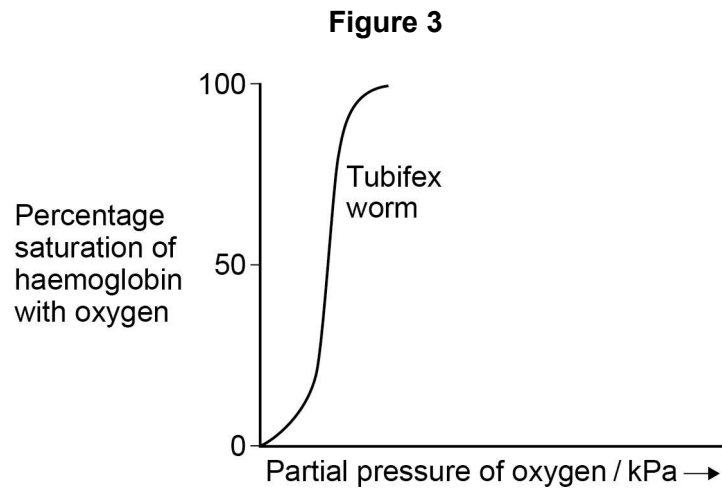
---



03 . 3

Most species of tubifex worms live at the bottom of ponds, lakes and rivers where the partial pressure of oxygen is low. Pollution of water by sewage can cause the partial pressure of oxygen to fall below 0.2 kPa.

**Figure 3** shows the oxyhaemoglobin dissociation curve for a species of tubifex worm found in a river polluted with sewage.



The species of tubifex worm in **Figure 3** has 50% saturation of their haemoglobin with oxygen at 0.08 kPa.

Explain how this enables this species to survive in water polluted with sewage.

[2 marks]

---



---



---



---



---

03 . 4

Species of tubifex worm that live in ponds, lakes and rivers cannot survive in seawater.

Use your knowledge of water potential to explain why they **cannot** survive in seawater.

[2 marks]

---



---



---



---



0 4

Scientists investigated the effect of different types of animal farming on the diversity and number of dung beetles. They determined the number of dung beetle species and their total number on intensive (I), rough grazing (R) and organic (O) farms.

Figure 4 and Figure 5 show some of their results.

Figure 4

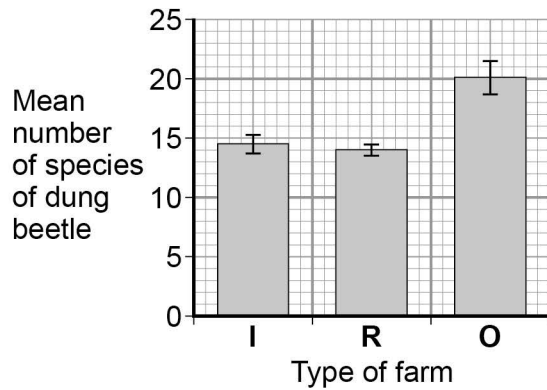
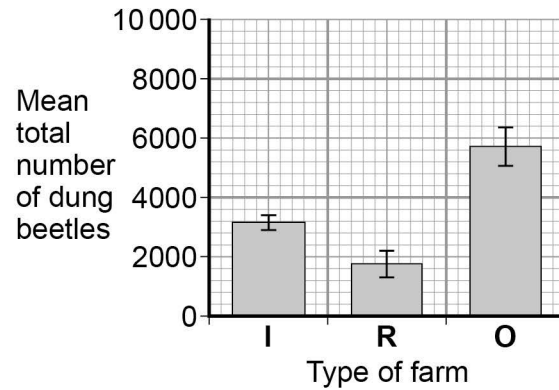


Figure 5



Key: I Standard deviation

0 4

. 1

What is the mean species richness for dung beetles on the rough grazing farms? **[1 mark]**

---

0 4

. 2

In addition to the information provided in Figures 4 and 5, what other measurement is required to calculate an index of diversity for dung beetles? **[1 mark]**

---



---

0 4

. 3

Explain what the standard deviations suggest about the difference in mean total number of dung beetles between the different types of farm. **[2 marks]**

---



---



---



---



---





**0 4 . 4**

The scientists placed traps to collect the dung beetles at sites chosen at random.

Explain the importance of the sites being chosen at random.

**[1 mark]**

---

---

**0 4 . 5**

On the intensive farms, the farmers had removed hedges to increase land for grazing. This resulted in a decrease in the diversity of birds on these farms.

Explain why the removal of hedges caused a decrease in the diversity of birds.

**[3 marks]**

---

---

---

---

---

---

---

---

---

---

---

---

---

---

---

---

---

---

---

---

---

---

**Turn over for the next question**

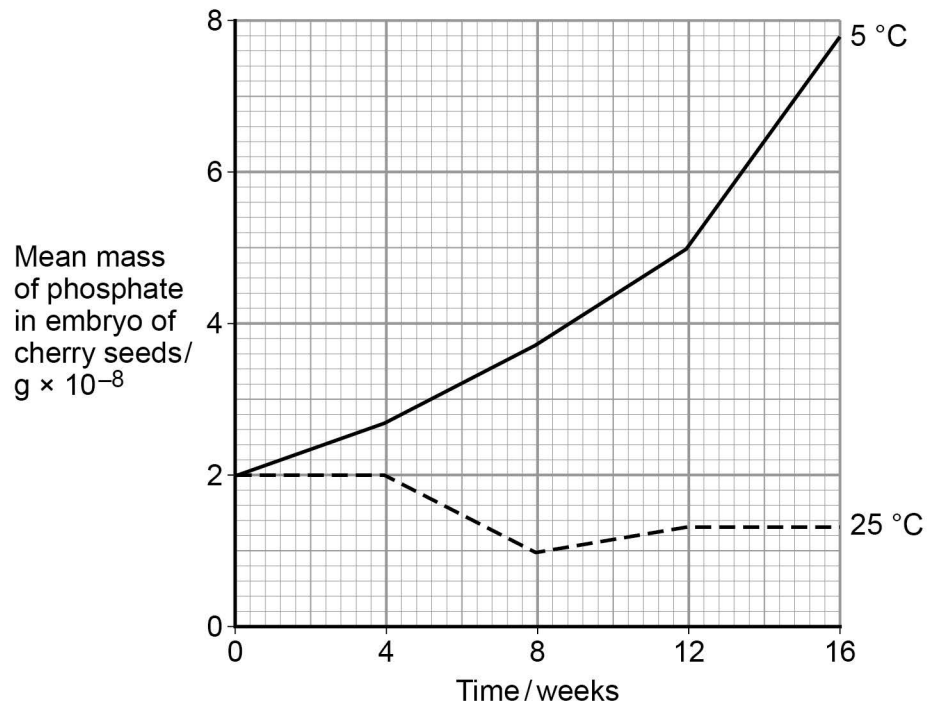


0 5

The seeds of some plant species require chilling (exposure to low temperatures) before the embryos they contain grow into plants. During chilling, storage molecules in the seed that contain phosphate are broken down and phosphates are transported to the embryo. Scientists investigated the change in the mass of phosphate in the embryos of cherry seeds exposed to two different temperatures for 16 weeks.

**Figure 6** shows their results.

**Figure 6**



0 5 . 1

Phospholipids are one of the storage molecules found in cherry seeds.

Name the type of reaction used to break down phospholipids to release phosphate.

**[1 mark]**



0 5 . 2

The scientists concluded that an increase in phosphate in the embryo was linked to growth of the embryo.

Suggest **two** reasons why an increase in phosphate can be linked to growth of the embryo.

**[2 marks]**

1 \_\_\_\_\_

\_\_\_\_\_

\_\_\_\_\_

2 \_\_\_\_\_

\_\_\_\_\_

\_\_\_\_\_

0 5 . 3

Calculate the ratio of the mean mass of phosphate found at 5 °C to the mean mass of phosphate found at 25 °C after 9 weeks of chilling.

**[1 mark]**

Ratio = \_\_\_\_\_

**Question 5 continues on the next page**

0 5 . 4

The chilling requirement of seeds of certain plant species is considered to be an adaptation for survival in countries with seasonal changes in environmental conditions.

Suggest how this adaptation may enable these plant species to survive and respond to seasonal changes.

**[3 marks]**

---

---

---

---

---

---

---

---

---

---

---



Turn over for the next question

DO NOT WRITE ON THIS PAGE  
ANSWER IN THE SPACES PROVIDED



1 3

Turn over ►

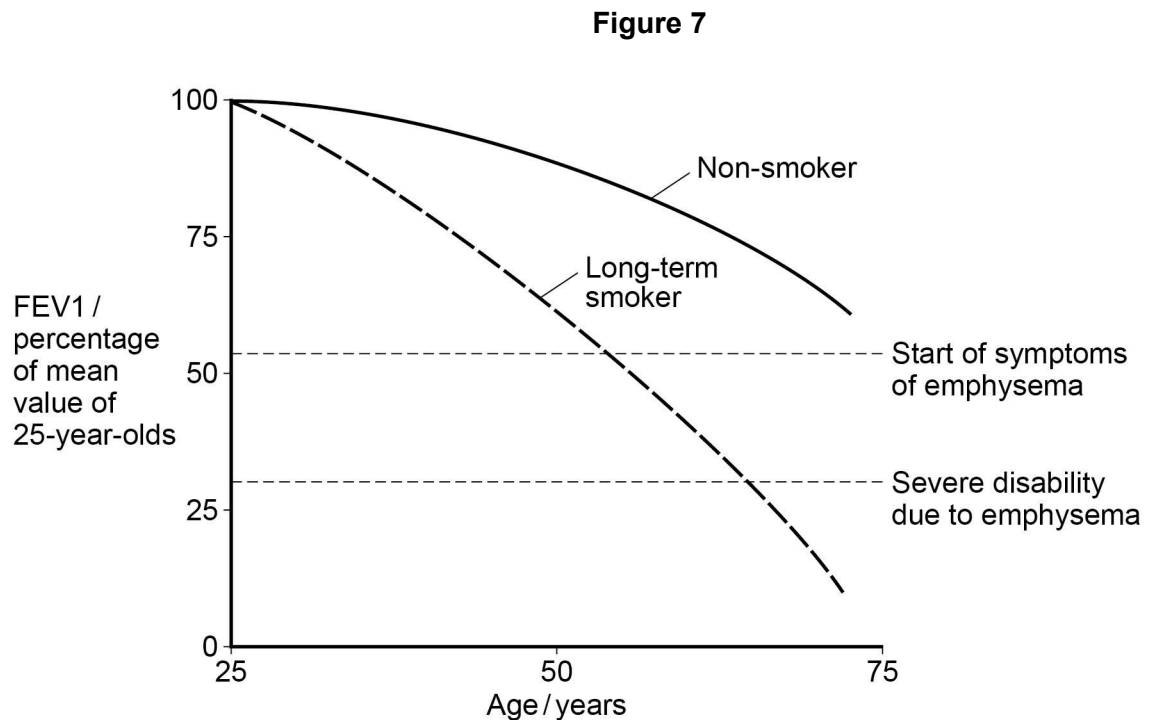
0 6

Forced expiration volume (FEV1) is the volume of air a person can breathe out in 1 second.

Emphysema is a lung disease which results in a reduction in FEV1. Emphysema is mainly caused by long-term cigarette smoking.

Scientists investigated the effects of ageing and long-term cigarette smoking on FEV1 and on the development of emphysema.

Figure 7 shows their results.



0 6 . 1

Scientists determined the mean FEV1 value of 25-year-olds in the population.

Suggest **two** precautions that should have been taken to ensure that this mean FEV1 value was reliable.

[2 marks]

1 \_\_\_\_\_

\_\_\_\_\_

\_\_\_\_\_

2 \_\_\_\_\_

\_\_\_\_\_

\_\_\_\_\_



0 6 . 2

Explain the importance of determining a mean FEV1 value of 25-year-olds in this investigation.

[2 marks]

---

---

---

---

---

0 6 . 3

The mean FEV1 value of non-smokers decreases after the age of 30.

Use your knowledge of ventilation to suggest why.

[1 mark]

---

---

0 6 . 4

One of the severe disabilities that results from emphysema is that walking upstairs becomes difficult.

Explain how a low FEV1 value could cause this disability.

[3 marks]

---

---

---

---

---

---

---

---

---

---

---

---

---

---

---

---

---

---

---

---

---

---

---

---

---

---



**0 7 . 1**

HIV attaches to a specific protein receptor on helper T cells. A low percentage of people have a mutation of the *CCR5* gene which codes for this protein receptor. This mutation results in a non-functional protein receptor.

Explain how this mutation can result in the production of a non-functional protein receptor.

**[4 marks]**

---

---

---

---

---

---

---

---

---

---

---

---

---

---

---

---

---

---

---

---

---

---

---

---

**0 7 . 2**

People with the *CCR5* mutation show a greater resistance to developing AIDS.

Explain why.

**[2 marks]**

---

---

---

---

---

---





07 . 3

The frequency of the *CCR5* mutation is highest in Europe. Scientists have collected data on the history and number of HIV infections in Europe. Using these data, scientists have concluded that the high frequency of the *CCR5* mutation is not due to natural selection in response to HIV.

Suggest **two** reasons why scientists reached this conclusion.

**[2 marks]**

1 \_\_\_\_\_

2 \_\_\_\_\_

**Turn over for the next question**

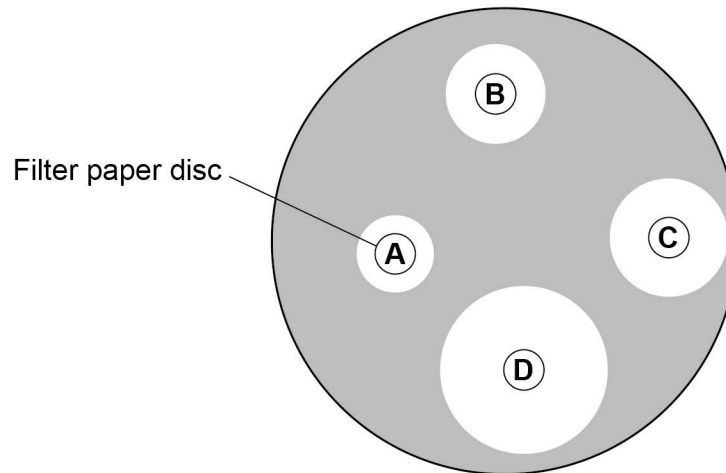


0 8

A student investigated the effectiveness of four different concentrations, **A**, **B**, **C** and **D**, of the same disinfectant on the growth of a bacterium. He grew a culture of this bacterium on nutrient agar (a solid growth medium) in a Petri dish. The student then cut out four filter paper discs and soaked each disc in one of the four concentrations. He then placed the discs on the nutrient agar in the Petri dish. He then left the Petri dish at 25 °C for 24 hours.

**Figure 8** shows the appearance of the Petri dish after 24 hours.

**Figure 8**



0 8 . 1

Explain why there is a clear zone around each paper disc.

[1 mark]

---

---

0 8 . 2

The student researched information on this disinfectant prior to carrying out his investigation. On the basis of this research, the student used a maximum concentration of disinfectant of 40%.

Use **Figure 8** to explain why.

[1 mark]

---

---

---



0 8 . 3

Suggest **two** variables the student should control in using the filter paper discs in this investigation.

**[2 marks]**

1 \_\_\_\_\_

\_\_\_\_\_

2 \_\_\_\_\_

\_\_\_\_\_

0 8 . 4

Use the areas of the clear zones in **Figure 8** to determine how many times more effective concentration **D** is than concentration **B**. Show your working.

**[2 marks]**

Answer = \_\_\_\_\_

**Turn over for the next question**

0 9

**Table 1** shows the volume of blood in a woman's left ventricle at different times during **one** second.

**Table 1**

| Time / seconds | Volume of blood in left ventricle / cm <sup>3</sup> |
|----------------|---|
| 0.0            | 112   |
| 0.1            | 120   |
| 0.2            | 95  |
| 0.3            | 65  |
| 0.4            | 50  |
| 0.5            | 55  |
| 0.6            | 82  |
| 0.7            | 90  |
| 0.8            | 100   |
| 0.9            | 112   |
| 1.0            | 120   |

0 9 . 1

Use **Table 1** to calculate the heart rate in beats per minute.

Tick (✓) **one** box next to the correct answer.

**[1 mark]**

60

66.7

75

85.7



0 9 . 2

The stroke volume is the volume of blood pumped out of the left ventricle during one cardiac cycle.

Use **Table 1** to determine the stroke volume.

**[1 mark]**

Stroke volume = \_\_\_\_\_ cm<sup>3</sup>

0 9 . 3

Some people produce a much higher ventricular blood pressure than normal. This can cause tissue fluid to build up outside the blood capillaries of these people.

Explain why.

**[2 marks]**

---

---

---

---

---

0 9 . 4

Some drugs used to reduce high ventricular blood pressure cause widening of blood vessels.

Suggest how widening of blood vessels can reduce ventricular blood pressure.

**[2 marks]**

---

---

---

---

---





10 . 2

Describe the processes involved in the transport of sugars in plant stems.

**[5 marks]**

---

---

---

---

---

---

---

---

---

---

---

---

---

---

---

---

---

---

---

---

---

---

---

---

---

---

---

---

---

---

**END OF QUESTIONS**



**There are no questions printed on this page**

**DO NOT WRITE ON THIS PAGE  
ANSWER IN THE SPACES PROVIDED**

Copyright Information

For confidentiality purposes, from the November 2015 examination series, acknowledgements of third party copyright material will be published in a separate booklet rather than including them on the examination paper or support materials. This booklet is published after each examination series and is available for free download from [www.aqa.org.uk](http://www.aqa.org.uk) after the live examination series.

Permission to reproduce all copyright material has been applied for. In some cases, efforts to contact copyright-holders have been unsuccessful and AQA will be happy to rectify any omissions of acknowledgements. If you have any queries please contact the Copyright Team, AQA, Stag Hill House, Guildford, GU2 7XJ.

Copyright © 2016 AQA and its licensors. All rights reserved.

