



Please write clearly in block capitals.

Centre number

Candidate number

Surname \_\_\_\_\_

Forename(s) \_\_\_\_\_

Candidate signature \_\_\_\_\_

# AS COMPUTER SCIENCE

Paper 2

Friday 8 June 2018

Morning

Time allowed: 1 hour 30 minutes

## Materials

For this paper you must have:

- a calculator.




## Instructions

- Use black ink or black ball-point pen.
- Fill in the boxes at the top of this page.
- Answer **all** questions.
- You must answer the questions in the spaces provided. Do not write outside the box around each page or on blank pages.
- Do all rough work in this book. Cross through any work you do not want to be marked.

## Information

- The marks for questions are shown in brackets.
- The maximum mark for this paper is 75.

## Advice

- In some questions you are required to indicate your answer by completely shading a lozenge alongside the appropriate answer as shown. 
- If you want to change your answer you must cross out your original answer as shown. 
- If you wish to return to an answer previously crossed out, ring the answer you now wish to select as shown. 

For Examiner's Use	
Question	Mark
1	
2	
3	
4	
5	
6	
7	
8	
9	
10	
11	
12	
<b>TOTAL</b>	



J U N 1 8 7 5 1 6 2 0 1

IB/M/Jun18/E9

**7516/2**

Answer **all** questions in the spaces provided.

0 1

**Table 1** describes some sets of numbers.

**Table 1**

<b>A</b>	A set of numbers that represent all possible real world quantities.
<b>B</b>	A set of numbers that can be written as fractions (ratios of integers).
<b>C</b>	A set of numbers that cannot be written as fractions (ratios of integers).

0 1 . 1

Shade in **one** lozenge to indicate which of the descriptions in **Table 1** describes the set of real numbers.

[1 mark]

**A**     **B**     **C**

0 1 . 2

Shade in **one** lozenge to indicate which of the descriptions in **Table 1** describes the set of irrational numbers.

[1 mark]

**A**     **B**     **C**

2



0 2 . 1

**Table 2** lists five different quantities of memory, each measured using different units.

Place the quantities of memory into order by writing the numbers 1 to 5 in the **Position** column of **Table 2**, with 1 representing the smallest quantity and 5 representing the largest quantity.

[2 marks]

Table 2

Quantity	Position
3 kilobytes	
2 mebibytes	
2 bytes	
2 megabytes	
20 bits	

0 2 . 2

Convert the **hexadecimal** numbers 27 and C9 into **binary**. Then, in **binary**, add them together to work out the total. Finally, convert the total back into **hexadecimal** to give the answer.

You **must** show your working.

[2 marks]

---



---



---



---



---



---



---



---

Answer in hexadecimal \_\_\_\_\_

0 2 . 3

In **decimal**, what is the most negative number that can be represented using a **12-bit two's complement binary integer**?

[1 mark]

---

5

Turn over ►



Do not write  
outside the  
box

0 3 . 1

Describe the difference between analogue and digital data.

[2 marks]

---

---

---

---

---

---

---

Two methods of representing music digitally are as sampled sound and using MIDI.

0 3 . 2

State **two** advantages of representing music using MIDI instead of as sampled sound.

[2 marks]

---

---

---

---

---

---

---

4



0 4 . 1

What is encryption?

[1 mark]

---

---

0 4 . 2

A sensitive message could be encrypted using either the Vernam cipher or the Caesar cipher.

Explain why the Vernam cipher is a better choice.

[2 marks]

---

---

---

---

---

---

---

The bit pattern 1010011 1001111 1001110 represents the string 'SON' in 7-bit ASCII.

The bit pattern 1000001 represents the character 'A' in 7-bit ASCII and other characters follow on from this in sequence. For example, the bit pattern 1001000 represents the character 'H'.

0 4 . 3

What bit pattern results from encrypting the string 'SON' using a Vernam cipher with the key 'HOG'?

You **must** show your working.

[3 marks]

---

---

---

---

---

---

---

6

Turn over ►



**0 5** An operating system is a type of software.

**0 5 . 1** Shade **one** lozenge to indicate which category of software an **operating system** belongs to.

[1 mark]

System software

Application software

Translation software

**0 5 . 2** State **one** resource that the operating system manages.

[1 mark]

---

---

**0 5 . 3** State **one** role of the operating system, other than resource management.

[1 mark]

---

---

3



Do not write  
outside the  
box

0 6 . 1

What is the stored program concept?

[2 marks]

---

---

---

---

---

---

---

---

Ella writes a program on her home computer and compiles it into an executable file.

0 6 . 2

Ella's executable file will not run on Josephine's computer because the two computers have different processors.

Explain why having different processors may have caused this problem.

[2 marks]

---

---

---

---

---

---

---

---

Turn over for the next question

Turn over ►



The processor in Ella's computer has four cores running at 2.8 GHz and the processor in Josephine's computer has one core running at 3.2 GHz.

*Do not write  
outside the  
box*

0 6 . 3

Considering these differences, explain why Josephine's computer might be able to complete a particular task more quickly than Ella's.

**[2 marks]**

---

---

---

---

---

---

---

---

---

---

**6**











Do not write  
outside the  
box

0 8

A network with a physical star topology can have a logical bus topology.

0 8 . 1

Describe the difference between a physical and a logical topology.

[2 marks]

---

---

---

---

---

---

---

---

0 8 . 2

Explain the operation of a physical star topology.

[2 marks]

---

---

---

---

---

---

---

---



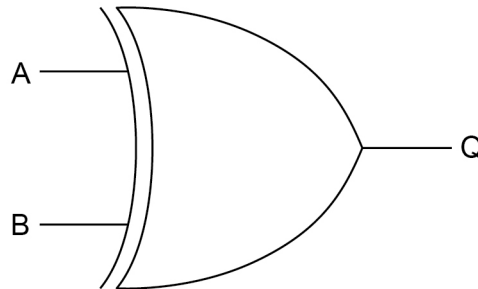


**0 9 . 1** Figure 1 shows a logic gate symbol.

Write the name of the logic gate underneath the figure.

[1 mark]

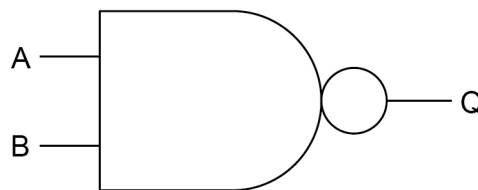
Figure 1



Answer: \_\_\_\_\_

**0 9 . 2** Figure 2 shows a logic gate symbol.

Figure 2



Complete the truth table below for the logic gate shown in Figure 2.

[1 mark]

A	B	Q
0	0	
0	1	
1	0	
1	1	



0 9 . 3

Represent the Boolean equation  $\bar{A} + \bar{B} \cdot C$  as a logic circuit by drawing a diagram of it in the space below.

[3 marks]



0 9 . 4

Using the rules of Boolean algebra, simplify the following expression.

$$\overline{\overline{A \cdot (\bar{B} + 0)} \cdot \overline{\bar{A} \cdot (B + B)}}$$

You **must** show your working.

[4 marks]

---



---



---



---



---



---



---



---



---



---



---



---



---



---



---



---



---



---



---



---



---



---

Answer \_\_\_\_\_

9

Turn over ►



1 0

**Table 3 – standard AQA assembly language instruction set.** This should be used to answer question part 1 0 . 1

LDR Rd, <memory ref>	Load the value stored in the memory location specified by <memory ref> into register d.
STR Rd, <memory ref>	Store the value that is in register d into the memory location specified by <memory ref>.
ADD Rd, Rn, <operand2>	Add the value specified in <operand2> to the value in register n and store the result in register d.
SUB Rd, Rn, <operand2>	Subtract the value specified by <operand2> from the value in register n and store the result in register d.
MOV Rd, <operand2>	Copy the value specified by <operand2> into register d.
CMP Rn, <operand2>	Compare the value stored in register n with the value specified by <operand2>.
B <label>	Always branch to the instruction at position <label> in the program.
B<condition> <label>	Branch to the instruction at position <label> if the last comparison met the criterion specified by <condition>. Possible values for <condition> and their meanings are: EQ: equal to                      NE: not equal to GT: greater than                LT: less than
AND Rd, Rn, <operand2>	Perform a bitwise logical AND operation between the value in register n and the value specified by <operand2> and store the result in register d.
ORR Rd, Rn, <operand2>	Perform a bitwise logical OR operation between the value in register n and the value specified by <operand2> and store the result in register d.
EOR Rd, Rn, <operand2>	Perform a bitwise logical XOR (exclusive or) operation between the value in register n and the value specified by <operand2> and store the result in register d.
MVN Rd, <operand2>	Perform a bitwise logical NOT operation on the value specified by <operand2> and store the result in register d.
LSL Rd, Rn, <operand2>	Logically shift left the value stored in register n by the number of bits specified by <operand2> and store the result in register d.
LSR Rd, Rn, <operand2>	Logically shift right the value stored in register n by the number of bits specified by <operand2> and store the result in register d.
HALT	Stops the execution of the program.

**Labels:** A label is placed in the code by writing an identifier followed by a colon (:). To refer to a label, the identifier of the label is placed after the branch instruction.

#### Interpretation of <operand2>

<operand2> can be interpreted in two different ways, depending on whether the first character is a # or an R:

- # – Use the decimal value specified after the #, eg #25 means use the decimal value 25.
- R<sub>m</sub> – Use the value stored in register m, eg R6 means use the value stored in register 6.

The available general purpose registers that the programmer can use are numbered 0 to 12.





**Figure 3** shows an incomplete assembly language program, intended to perform integer division by 10.

The program decrements the value in R1 in steps of 10 until the value stored in R1 is less than 10. Each time that the value in R1 is decreased by 10 the value in R3 is increased by 1. For example, if R1 started at 43 the sequence of numbers stored in R1 would be 43, 33, 23, 13, 3 and the final value in R3 would be 4.

**1 0 . 1** Complete the program in **Figure 3**.

You should assume that R1 has already been assigned a value to divide.

You may not need to use all four lines for your solution and you should not write more than one instruction per line.

**[4 marks]**

**Figure 3**

```

                                MOV R3, #0

loopstart:                       CMP R1, #10
                                _____
                                _____
                                _____
                                _____

end:                               HALT

```

**Turn over for the next question**

**Turn over ►**



A processor supports 32 different basic machine code operations, and two addressing modes represented by a single bit, as shown in **Figure 4** below.

**Figure 4**

Opcode					Operand										
Basic machine operation					Addressing mode										
0	0	0	0	1	1	0	0	1	1	1	0	1	1	0	1

1 0 . 2

How many different opcodes is the machine potentially capable of supporting?

[1 mark]

---

1 0 . 3

In direct addressing, the value stored in the operand is the address of the memory location which contains the data to process.

In direct addressing mode, how many memory locations could a processor that used the instruction format described in **Figure 4** potentially make use of?

[1 mark]

---

1 1

Some compilers produce intermediate code such as bytecode as their final output whilst others produce executable code.

1 1 . 1

Explain why some compilers produce bytecode as the final output instead of executable code.

[1 mark]

---



---



---



Do not write  
outside the  
box

1 1 . 2

Describe how bytecode programs are executed after the bytecode has been produced.

[2 marks]

---

---

---

---

---

---

---

---

1 1 . 3

Explain what is meant by the term imperative high-level language.

[2 marks]

---

---

---

---

---

---

5

Turn over for the next question

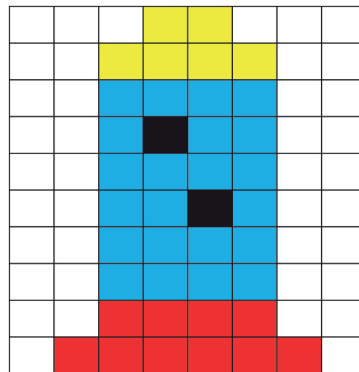
Turn over ►



1 2

**Figure 5** shows a bitmap representation of an image consisting of white, red, blue, black and yellow pixels only.

Figure 5



1 2 . 1

Calculate the minimum size of file (excluding metadata) that could be used to store the bitmap image in **Figure 5**. Express your answer in bytes.

You **must** show your working.

[3 marks]

---



---



---



---



---



---

1 2 . 2

Shade in **one** lozenge to indicate the minimum colour depth in bits required for an image with 18 colours.

[1 mark]

3	<input type="radio"/>	4	<input type="radio"/>	5	<input type="radio"/>
---	-----------------------	---	-----------------------	---	-----------------------

4

END OF QUESTIONS

