



AS MUSIC

Component 3 Composition
June 2018

Composition 1: Composition to a brief Composition 2: Free composition

Issuing instructions

To be conducted between 15 September 2017 and 15 May 2018.

All completed work must be submitted to AQA by 15 May 2018.

Materials

For this paper you must have:

- appropriate facilities and materials for producing and recording compositions.

Instructions

- Composition 1: Composition to a brief: Choose **one** of the briefs in this booklet.
- Composition 2: Free composition: This need not reference areas of study or a given brief.
- For both compositions you must include a Programme Note.
- For both compositions you must include a notated score and/or lead sheet and/or aural guide.
- For both compositions you must include a recording on CD or as a digital file.
- Together, the compositions **must** last a combined minimum time of **four and a half minutes**. There is no maximum duration.
- If your composition is less than **four and a half minutes**, it will not be accepted as assessment evidence.
- You must have sufficient direct supervision to ensure that the work submitted can be confidently authenticated as your own.

Information

- Composition 1 is marked out of 25.
- Composition 2 is marked out of 25.
- The maximum mark for this paper is 50.

Composition 1: Composition to a brief

Students must choose **one** of the following briefs.

0	1
---	---

Brief 1: Chorales

Candidates should complete **both** exercises.

Exercise 1. Complete the harmonisation of the following chorale by writing suitable cadences at the end of each phrase:

Exercise 2. Complete the harmonisation of the following chorale by adding parts for alto and tenor:

System 1: Treble clef (Melody) and Bass clef (Bass line). Key signature: one sharp (F#). Time signature: 4/4. The melody consists of quarter notes G4, A4, B4, C5, followed by a half note G4. The bass line consists of quarter notes G3, A3, B3, C4, followed by a half note G3.

System 2: Treble clef (Melody) and Bass clef (Bass line). Key signature: one sharp (F#). Time signature: 4/4. The melody consists of quarter notes D5, E5, F#5, G5, followed by a half note G5. The bass line consists of quarter notes D4, E4, F#4, G4, followed by a half note D4.

System 3: Treble clef (Melody) and Bass clef (Bass line). Key signature: one sharp (F#). Time signature: 4/4. The melody consists of quarter notes A5, B5, C6, B5, A5, followed by a half note G5. The bass line consists of quarter notes A3, B3, C4, B3, A3, followed by a half note G3.

System 4: Treble clef (Melody) and Bass clef (Bass line). Key signature: one sharp (F#). Time signature: 4/4. The melody consists of quarter notes G5, F#5, E5, D5, followed by a half note G5. The bass line consists of quarter notes G3, F#3, E3, D3, followed by a half note G3.

[25 marks]

Turn over ►

0 2 Brief 2

Write a piece for a rock band based on the following 8-bar bass riff.

In addition to using the riff as printed below, you may wish to explore techniques such as transposition, fragmentation and inversion.






[25 marks]

0 3 Brief 3

Compose title music for a children's television programme that is set in the Plantagenet era, (1154–1485).

Your music should respond to the following images which represent some of the main aspects of the programme:



[25 marks]

0	4
---	---

Brief 4

Set the following lyrics for a female character who is angry with her boyfriend:

Don't be a jerk, don't think I can't see what's been going on,
 Don't be a berk, don't think I won't be mad at your carry on;
 I won't be a thing, I won't be treated like a part-time friend,
 I won't be a fling, I won't retreat and let our story end.
 Can't you see, that she's flirting and teasing you along?
 Can't you see, that you're hurting and treating me all wrong?
 So don't be a prat, don't let yourself be led astray this way,
 Just don't be a brat, don't be a rat, or else I'll make you pay!

[25 marks]

0	5
---	---

Brief 5

Write a piece for a jazz combo of your choice that is based on the following chord progression:

Swing

G B \flat 7 Am 9 D 13 G/B E 9 Am 7 D $^{+11}$ A \flat 9

[25 marks]

Turn over for the next brief

Turn over ►

0 6 Brief 6

Compose music for a folk inspired dance piece using the material given below.

The first idea is for the start of a verse section; the second idea is for the start of a chorus. You should write for an instrumental ensemble of your choice.

VERSE:

Musical notation for the Verse section in 6/8 time. The melody starts on G4 and moves through several notes across six measures. Chords are indicated above the staff: Dm, C, G, B \flat , C, G.

CHORUS:

Musical notation for the Chorus section in 6/8 time. The melody starts on G4 and moves through several notes across eight measures. Chords are indicated above the staff: G, C, G, G, B \flat , F, E \flat , A $^\circ$ /C, D.

[25 marks]

Composition 2: Free composition

Free compositions need not reference areas of study or a given brief.

[25 marks]

END OF BRIEFS

There are no Briefs printed on this page

Copyright information

For confidentiality purposes, from the November 2015 examination series, acknowledgements of third party copyright material will be published in a separate booklet rather than including them on the examination paper or support materials. This booklet is published after each examination series and is available for free download from www.aqa.org.uk after the live examination series.

Permission to reproduce all copyright material has been applied for. In some cases, efforts to contact copyright-holders may have been unsuccessful and AQA will be happy to rectify any omissions of acknowledgements. If you have any queries please contact the Copyright Team, AQA, Stag Hill House, Guildford, GU2 7XJ.

Copyright © 2018 AQA and its licensors. All rights reserved.

