



Surname _____

Other Names _____

Centre Number _____

Candidate Number _____

Candidate Signature _____

A-level

PSYCHOLOGY

Paper 2 Psychology in context

7182/2

Wednesday 14 June 2017 Afternoon

Time allowed: 2 hours

For this paper you may use:

- a calculator.

At the top of the page, write your surname and other names, your centre number, your candidate number and add your signature.

[Turn over]



BLANK PAGE



INSTRUCTIONS

- Use black ink or black ball-point pen.
- Answer ALL questions. You must answer the questions in the spaces provided. Do NOT write on blank pages.
- Do all rough work in this book. Cross through any work you do not want to be marked.

INFORMATION

- The marks for questions are shown in brackets.
- The maximum mark for this paper is 96.
- Questions should be answered in continuous prose. You will be assessed on your ability to:
 - use good English
 - organise information clearly
 - use specialist vocabulary where appropriate.

DO NOT TURN OVER UNTIL TOLD TO DO SO



SECTION A

Approaches in psychology

Answer ALL questions in this section.

A recent study showed that Alzheimer’s disease may be partly inherited.

John’s father suffered from Alzheimer’s disease. John is keen to get genetically tested to see if he will develop Alzheimer’s disease.

0 1

Explain why John’s genotype will NOT reveal whether he will suffer from Alzheimer’s disease. [4 marks]



8

Tatiana's parents are concerned about her mobile phone use. She is an anxious child and has low self-esteem. Tatiana only feels good about herself when she receives messages or positive comments on social media. She feels safe when she has her phone and socially isolated without it.

Tatiana's parents worry that her dependence on her mobile phone is starting to affect her well-being and achievement at school.

0 3

Outline and evaluate the humanistic approach. Refer to Tatiana's behaviour in your answer. [16 marks]

You may use this space to plan your answer.



SECTION B

Biopsychology

Answer ALL questions in this section.

0	4
---	---

Explain the process of synaptic transmission.
[4 marks]



[Turn over]



Lotta's grandmother suffered a stroke to the left hemisphere, damaging Broca's area and the motor cortex.

0 **5**

Using your knowledge of the functions of Broca's area and the motor cortex, describe the problems that Lotta's grandmother is likely to experience. [4 marks]



[Turn over]



[Turn over]



A researcher wants to investigate the effectiveness of physiotherapy in the recovery of stroke patients with brain damage. Carers of stroke patients will be sent questionnaires to produce quantitative data.

0	7
----------	----------

Explain ONE disadvantage of obtaining quantitative data in this study. [2 marks]

0 8

Write ONE question that could be used in the researcher's questionnaire to produce quantitative data and ONE question that could be used in the researcher's questionnaire to produce qualitative data.
[2 marks]

Quantitative question: _____

Qualitative question: _____

[Turn over]



09

Outline and evaluate ONE OR MORE ways of studying the brain. [8 marks]




SECTION C**Research methods**

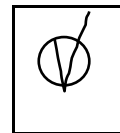
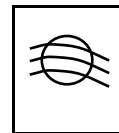
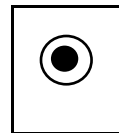
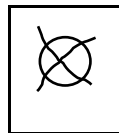
Answer ALL questions in this section.

For each multiple-choice question, completely fill in the circle alongside the appropriate answer.

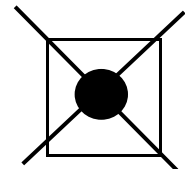
CORRECT METHOD



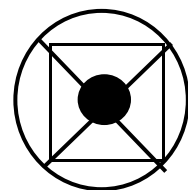
WRONG METHODS



If you want to change your answer you must cross out your original answer as shown.



If you wish to return to an answer previously crossed out, ring the answer you now wish to select as shown.



A psychologist wanted to test whether listening to music improves running performance.

The psychologist conducted a study using 10 volunteers from a local gym. The psychologist used a repeated measures design. Half of the participants were assigned to condition A (without music) and half to condition B (with music).

All participants were asked to run 400 metres as fast as they could on a treadmill in the psychology department. All participants were given standardised instructions. All participants wore headphones in both conditions. The psychologist recorded their running times in seconds. The participants returned to the psychology department the following week and repeated the test in the other condition.

1 0 Identify the type of experiment used in this study. Shade ONE box only.

A Laboratory

B Natural

C Quasi

D Research

[1 mark]

[Turn over]



1	1
---	---

Identify the operationalised dependent variable in this study. [2 marks]

The results of the study are given in TABLE 1 below.

TABLE 1 Mean number of seconds taken to complete the 400m run and the standard deviation for both conditions

	Condition A (without music)	Condition B (with music)
Mean 400m time (s)	123	117
Standard deviation	9.97	14.5



1 3

Name a more appropriate graph to display the means shown in TABLE 1. Suggest appropriate X (horizontal) and Y (vertical) axis labels for your graph choice. [3 marks]

Name of graph: _____

X axis label: _____

Y axis label: _____



BLANK PAGE

[Turn over]



1 4

What do the mean and standard deviation values in TABLE 1 suggest about the participants' performances with and without music? Justify your answer. [4 marks]

1 5

Calculate the percentage decrease in the mean time it took participants to run 400 metres when listening to music. Show your workings. Give your answer to three significant figures. [4 marks]



1 6

The researcher used a directional hypothesis and analysed the data using a related t-test. The calculated value of t where degrees of freedom (df) = 9 was 1.4377. He decided to use the 5% level of significance.

TABLE 2 Table of critical values of t

Level of significance for a one-tailed test	0.05	0.025
Level of significance for a two-tailed test	0.10	0.05
df = 1	6.314	12.706
2	2.920	4.303
3	2.353	3.182
4	2.132	2.776
5	2.015	2.571
6	1.943	2.447
7	1.895	2.365
8	1.860	2.306
9	1.833	2.262
10	1.812	2.228

Calculated value of t must be equal to or greater than the critical value in this table for significance to be shown.



Give THREE reasons why the researcher used a related t-test in this study and, using TABLE 2, explain whether or not the results are significant. [5 marks]

[Turn over]





17

What is meant by a Type II error? Explain why psychologists normally use the 5% level of significance in their research. [3 marks]

[Turn over]



1 8

Identify ONE extraneous variable that could have affected the results of this study. Suggest why it would have been important to control this extraneous variable and how it could have been controlled in this study.
[3 marks]



19

The report was submitted for peer review and a number of recommendations were advised.

Describe the process and purposes of peer review. [6 marks]

[Turn over]





People’s perception of how they spend their time at the gym is often not very accurate. Some spend more time chatting than on the treadmill. A psychologist decides to observe the actual behaviour of an opportunity sample of gym users at a local gym.

2 0

Explain why it is more appropriate for the psychologist to use an observation than a questionnaire in this case. [3 marks]

[Turn over]



2	1
---	---

Design an observational study to investigate how people spend their time at the gym.

In your answer you will be awarded credit for providing appropriate details of:

- **type of observation with justification**
- **operationalised behavioural categories**
- **use of time and/or event sampling with justification**
- **how reliability of data collection could be assessed.**

[12 marks]

You may use this space to plan your answer.



[Turn over]





[Turn over]





[Turn over]





END OF QUESTIONS



There are no questions printed on this page

For Examiner's Use	
Section	Mark
A	
B	
C	
TOTAL	

Copyright information

For confidentiality purposes, from the November 2015 examination series, acknowledgements of third party copyright material will be published in a separate booklet rather than including them on the examination paper or support materials. This booklet is published after each examination series and is available for free download from www.aqa.org.uk after the live examination series.

Permission to reproduce all copyright material has been applied for. In some cases, efforts to contact copyright-holders may have been unsuccessful and AQA will be happy to rectify any omissions of acknowledgements. If you have any queries please contact the Copyright Team, AQA, Stag Hill House, Guildford, GU2 7XJ.

Copyright © 2017 AQA and its licensors. All rights reserved.

IB/M/Jun17/RR/7182/2/E2

