



Please write clearly in block capitals.

Centre number

--	--	--	--	--

Candidate number

--	--	--	--

Surname

---

Forename(s)

---

Candidate signature

---

# A-level CHEMISTRY

## Paper 2 Organic and Physical Chemistry

Tuesday 12 June 2018

Afternoon

Time allowed: 2 hours

### Materials

For this paper you must have:

- the Periodic Table/Data Booklet, provided as an insert (enclosed)
- a ruler with millimetre measurements
- a scientific calculator, which you are expected to use where appropriate.

### Instructions

- Use black ink or black ball-point pen.
- Fill in the boxes at the top of this page.
- Answer **all** questions.
- You must answer the questions in the spaces provided. Do **not** write outside the box around each page or on the blank pages.
- Do all rough work in this book. Cross through any work you do not want to be marked.

### Information

- The marks for questions are shown in brackets.
- The maximum mark for this paper is 105.

For Examiner's Use	
Question	Mark
1	
2	
3	
4	
5	
6	
7	
8	
9	
10	
11	
<b>TOTAL</b>	



J U N 1 8 7 4 0 5 2 0 1

IB/M/Jun18/E10

**7405/2**

Answer **all** questions in the spaces provided.

**0 1** This question is about the reactions of alkanes.

**0 1 . 1** Alkanes can be used as fuels.

Give an equation for the combustion of heptane ( $C_7H_{16}$ ) in an excess of oxygen.

**[1 mark]**

---

**0 1 . 2** Heptane can be obtained from the catalytic cracking of hexadecane ( $C_{16}H_{34}$ ) at a high temperature.

Identify a suitable catalyst for this process.

Give **one** condition other than high temperature.

Give an equation for the catalytic cracking of one molecule of hexadecane to produce one molecule of heptane, one molecule of cyclohexane and one other product.

**[3 marks]**

Catalyst \_\_\_\_\_

Condition \_\_\_\_\_

Equation \_\_\_\_\_

**0 1 . 3** Alkanes can be used in free-radical substitution reactions to produce halogenoalkanes.

Give equations for the propagation steps in the reaction of butane to form 2-chlorobutane.

**[2 marks]**

---

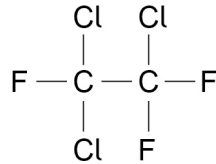
---



0 1 . 4

Chlorofluorocarbons (CFCs) are a group of halogenoalkanes currently banned in many countries. They cannot be used as solvents or refrigerants because of their effect on the environment.

The structure of a CFC is shown.



Identify the radical produced from this CFC that is responsible for the depletion of ozone in the atmosphere.

Explain, with the aid of equations, why a single radical can cause the decomposition of many molecules of ozone.

**[4 marks]**

Radical \_\_\_\_\_

Explanation \_\_\_\_\_

---

---

---

---

---

---

---

---

---

---

---

---

10

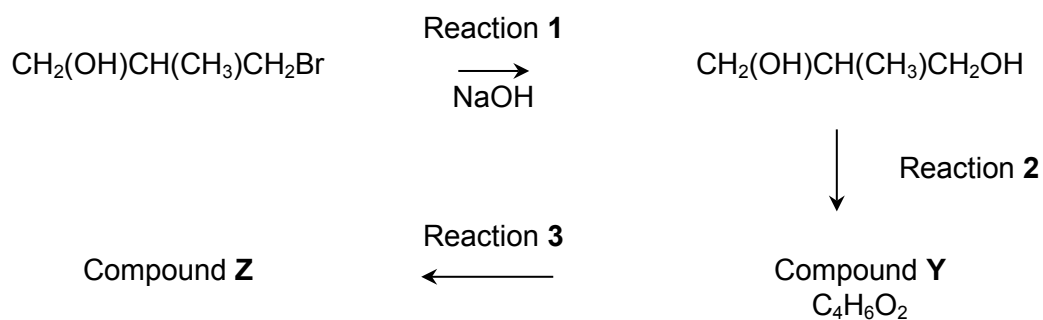
**Turn over for the next question**

**Turn over ►**



0 2

Halogenoalkanes are useful compounds in synthesis. A reaction pathway is shown.



0 2 . 1

Give the IUPAC name for  $\text{CH}_2(\text{OH})\text{CH}(\text{CH}_3)\text{CH}_2\text{Br}$

[1 mark]

---

0 2 . 2

Reaction 1 occurs via a nucleophilic substitution mechanism.

Explain why the halogenoalkane is attacked by the nucleophile in this reaction.

[3 marks]

---



---



---



---



---



---



---



---



---



---



---



---



---



---



---



---



---



---



---



---



---



---



**0 2 . 3** The infrared spectrum of Compound **Y** shows a significant absorption in the range 1680–1750 cm<sup>-1</sup>

Draw the displayed formula of Compound **Y**.

[1 mark]

**0 2 . 4** Compound **Z** has the empirical formula C<sub>3</sub>H<sub>4</sub>NO

Give the structure of Compound **Z**.  
Suggest the reagent for Reaction **3**.

[2 marks]

Structure

Reagent for Reaction **3** \_\_\_\_\_

7

Turn over ►





**0 3 . 2** Give **two** ways of maximising the yield of propanal obtained by distillation of the reaction mixture.

**[2 marks]**

1 \_\_\_\_\_

\_\_\_\_\_

\_\_\_\_\_

\_\_\_\_\_

\_\_\_\_\_

2 \_\_\_\_\_

\_\_\_\_\_

\_\_\_\_\_

\_\_\_\_\_

\_\_\_\_\_

**0 3 . 3** Describe how you would carry out a simple test-tube reaction to confirm that the sample of propanal obtained by distillation does **not** contain any propanoic acid.

**[2 marks]**

\_\_\_\_\_

\_\_\_\_\_

\_\_\_\_\_

\_\_\_\_\_

\_\_\_\_\_

**Question 3 continues on the next page**

**Turn over ►**



0 3 . 4

A student carried out an experiment to determine the enthalpy of combustion of ethanol.

Combustion of 457 mg of ethanol increased the temperature of 150 g of water from 25.1 °C to 40.2 °C

Calculate a value, in  $\text{kJ mol}^{-1}$ , for the enthalpy of combustion of ethanol in this experiment.

Give your answer to the appropriate number of significant figures.

(The specific heat capacity of water is  $4.18 \text{ J K}^{-1} \text{ g}^{-1}$ )

**[3 marks]**

Enthalpy of combustion \_\_\_\_\_  $\text{kJ mol}^{-1}$





**03.5**

A mixture of isomeric alkenes is produced when pentan-2-ol is dehydrated in the presence of hot concentrated sulfuric acid. Pent-1-ene is one of the isomers produced.

Name and outline a mechanism for the reaction producing pent-1-ene.

**[4 marks]**

Name of mechanism \_\_\_\_\_

Mechanism

**03.6**

A pair of stereoisomers is also formed in the reaction in Question **03.5**.

Name the less polar stereoisomer formed.  
Explain how this type of stereoisomerism arises.

**[2 marks]**

Name \_\_\_\_\_

Explanation \_\_\_\_\_

---

---

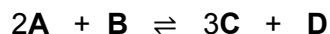
---

---

**16****Turn over ►**

0 4

Compounds **A** and **B** react together to form an equilibrium mixture containing compounds **C** and **D** according to the equation



0 4 . 1

A beaker contained  $40 \text{ cm}^3$  of a  $0.16 \text{ mol dm}^{-3}$  aqueous solution of **A**.  
 $9.5 \times 10^{-3} \text{ mol}$  of **B** and  $2.8 \times 10^{-2} \text{ mol}$  of **C** were added to the beaker and the mixture was left to reach equilibrium.

The equilibrium mixture formed contained  $3.9 \times 10^{-3} \text{ mol}$  of **A**.

Calculate the amounts, in moles, of **B**, **C** and **D** in the equilibrium mixture.

**[5 marks]**Amount of **B** \_\_\_\_\_ molAmount of **C** \_\_\_\_\_ molAmount of **D** \_\_\_\_\_ mol

0 4 . 2

Give the expression for the equilibrium constant ( $K_c$ ) for this equilibrium **and** its units.

**[2 marks]** $K_c$ 

Units \_\_\_\_\_



0 4 . 3

A different equilibrium mixture of these four compounds, at a different temperature, contained 0.21 mol of **B**, 1.05 mol of **C** and 0.076 mol of **D** in a total volume of  $5.00 \times 10^2 \text{ cm}^3$  of solution.

At this temperature the numerical value of  $K_c$  was 116

Calculate the concentration of **A**, in  $\text{mol dm}^{-3}$ , in this equilibrium mixture.  
Give your answer to the appropriate number of significant figures.

**[3 marks]**Concentration of **A** \_\_\_\_\_  $\text{mol dm}^{-3}$ 

0 4 . 4

Justify the statement that adding more water to the equilibrium mixture in Question **04.3** will lower the amount of **A** in the mixture.

**[3 marks]**

---

---

---

---

---

---

---

---

13

Turn over ►



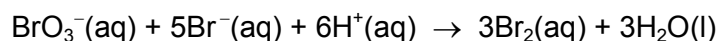
**There are no questions printed on this page**

**DO NOT WRITE ON THIS PAGE  
ANSWER IN THE SPACES PROVIDED**



0 5

Bromate(V) ions and bromide ions react in acid conditions according to the equation



0 5 . 1

A series of experiments was carried out at a given temperature. The results were used to deduce the rate equation for the reaction.

$$\text{rate} = k [\text{BrO}_3^-][\text{Br}^-][\text{H}^+]^2$$

**Table 2** shows an incomplete set of results.

**Table 2**

Experiment	Initial $[\text{BrO}_3^-]$ / $\text{mol dm}^{-3}$	Initial $[\text{Br}^-]$ / $\text{mol dm}^{-3}$	Initial $[\text{H}^+]$ / $\text{mol dm}^{-3}$	Initial rate of reaction / $\text{mol dm}^{-3} \text{s}^{-1}$
1	0.10	0.20	0.30	$2.4 \times 10^{-2}$
2		0.20	0.30	$3.6 \times 10^{-2}$
3	0.20	0.40	0.50	
4	0.10	0.10		$2.7 \times 10^{-2}$

Use the data from Experiment 1 to calculate a value for the rate constant,  $k$ , at this temperature and give its units.

Give your answer to an appropriate number of significant figures.

[3 marks]

$k$  \_\_\_\_\_

Units \_\_\_\_\_

0 5 . 2

Complete **Table 2**.

Space for working

[3 marks]

Question 5 continues on the next page

Turn over ►



0 5 . 3

A second series of experiments was carried out to investigate how the rate of the reaction varies with temperature.

The results were used to obtain a value for the activation energy of the reaction,  $E_a$

Identical amounts of reagents were mixed at different temperatures.

The time taken,  $t$ , for a fixed amount of bromine to be formed was measured at different temperatures.

The results are shown in **Table 3**.

**Table 3**

Temperature, $T$ / K	$\frac{1}{T}$ / K <sup>-1</sup>	Time, $t$ / s	$\frac{1}{t}$ / s <sup>-1</sup>	$\ln \frac{1}{t}$
286	$3.50 \times 10^{-3}$	54	$1.85 \times 10^{-2}$	-3.99
295	$3.39 \times 10^{-3}$	27	$3.70 \times 10^{-2}$	
302		15	$6.67 \times 10^{-2}$	-2.71
312	$3.21 \times 10^{-3}$	8	$1.25 \times 10^{-1}$	-2.08

Complete **Table 3**.

[2 marks]

0 5 . 4

The Arrhenius equation can be written as

$$\ln k = -\frac{E_a}{R} \left( \frac{1}{T} \right) + C_1$$

In this experiment, the rate constant,  $k$ , is directly proportional to  $\frac{1}{t}$

Therefore

$$\ln \frac{1}{t} = -\frac{E_a}{R} \left( \frac{1}{T} \right) + C_2$$

where  $C_1$  and  $C_2$  are constants.

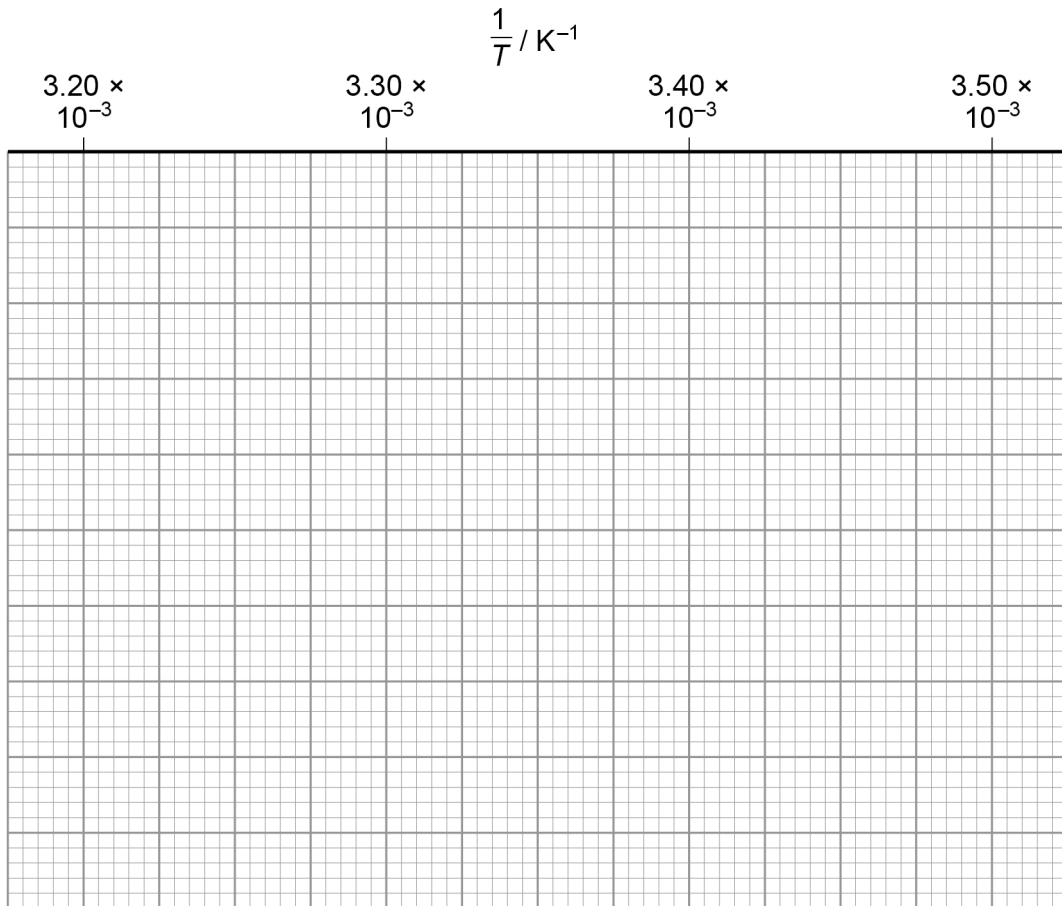
Use values from **Table 3** to plot a graph of  $\ln \frac{1}{t}$  (y axis) against  $\frac{1}{T}$  on the grid.

Use your graph to calculate a value for the activation energy, in kJ mol<sup>-1</sup>, for this reaction.

The value of the gas constant,  $R = 8.31 \text{ J K}^{-1} \text{ mol}^{-1}$

[6 marks]



Activation energy \_\_\_\_\_  $\text{kJ mol}^{-1}$ 

14

Turn over ►









0 7

Acyl chlorides are useful reagents in synthesis. They react with aromatic compounds and also with alcohols.

0 7 . 1

$\text{CH}_3\text{CH}_2\text{COCl}$  reacts with benzene in the presence of  $\text{AlCl}_3$  in an electrophilic substitution reaction.

Give an equation for the reaction of  $\text{CH}_3\text{CH}_2\text{COCl}$  with  $\text{AlCl}_3$  to form the electrophile. Outline a mechanism for the reaction of this electrophile with benzene.

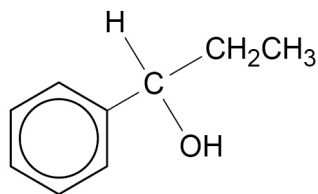
**[4 marks]**

Equation \_\_\_\_\_

Mechanism



**0 7 . 2** The organic product in Question **07.1** can be converted into the alcohol shown.



Give the IUPAC name of the alcohol.  
Give the reagent needed for this reaction and name the mechanism.

**[3 marks]**

IUPAC name \_\_\_\_\_

Reagent \_\_\_\_\_

Name of mechanism \_\_\_\_\_

**0 7 . 3** The alcohol shown in Question **07.2** reacts with ethanoyl chloride to form an ester.

Describe what would be observed when the alcohol reacts with ethanoyl chloride.  
Name the mechanism for the reaction to form the ester.  
Draw the structure of the ester.

**[3 marks]**

Observation \_\_\_\_\_

\_\_\_\_\_

Name of mechanism \_\_\_\_\_

Structure of ester

Turn over for the next question

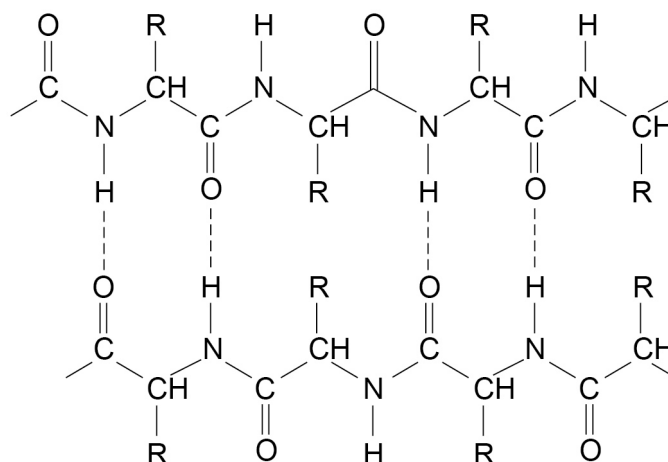
Turn over ►



0 8

Use the Data Booklet to help you answer this question about amino acids.  
Figure 1 shows parts of two polypeptide chains in a beta-pleated sheet of a protein.

Figure 1



0 8 . 1

The polypeptide chains are held together by hydrogen bonding as shown in Figure 1.

Explain how these hydrogen bonds form.

[2 marks]

---



---



---



---



---

0 8 . 2

A different type of bond can form between two polypeptide chains when the chains each contain the amino acid cysteine.

Complete the structure to show the bond that forms between the side chains of two cysteine molecules.

[1 mark]



**0 8 . 3** The type of bond in Question **08.2** between two polypeptide chains influences the three-dimensional structure of the protein.

Name this type of protein structure.

[1 mark]

---

**0 8 . 4** Draw the structure of the zwitterion of a dipeptide formed by alanine and serine.

[2 marks]

—  
6

Turn over for the next question

Turn over ►



0 9

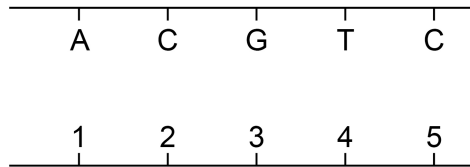
Use the Data Booklet to help you answer this question about DNA.

**Figure 2** shows a fragment of a DNA double helix.

The letters A, C, G and T represent the four bases in one strand.

The numbers 1, 2, 3, 4 and 5 represent the bases in the complementary strand.

**Figure 2**



0 9

1

Complete **Table 4** to show the correct sequence of bases in the complementary strand represented by the numbers 1 to 5

[1 mark]

**Table 4**

1	2	3	4	5

0 9

2

Deduce the total number of hydrogen bonds formed between the five bases in each strand.

Tick (✓) **one** box.

[1 mark]

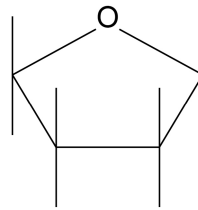
10	12	13	15



0 9 . 3

Base A is part of a nucleotide in the DNA strand shown in **Figure 2**.  
A nucleotide contains a 2-deoxyribose molecule.  
An incomplete 2-deoxyribose molecule is shown.

Complete the structure to show the nucleotide that contains base A.  
You should represent base A by the letter A.

**[2 marks]**

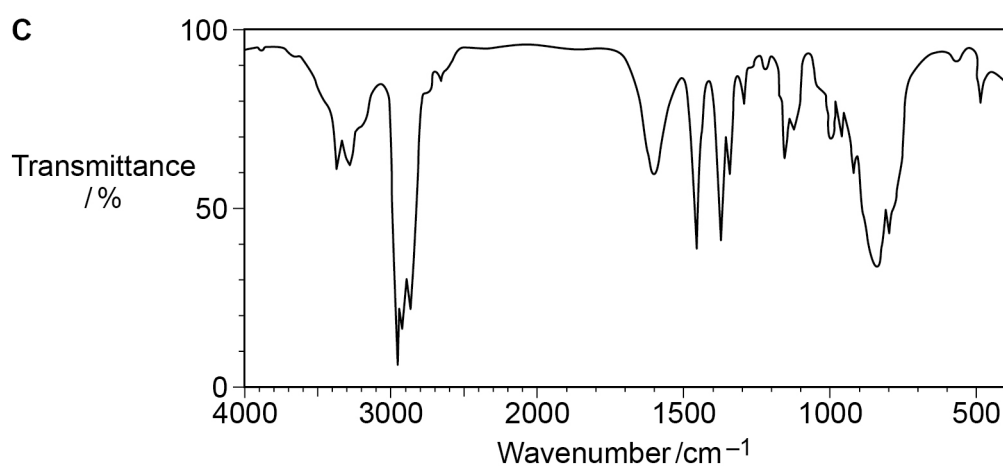
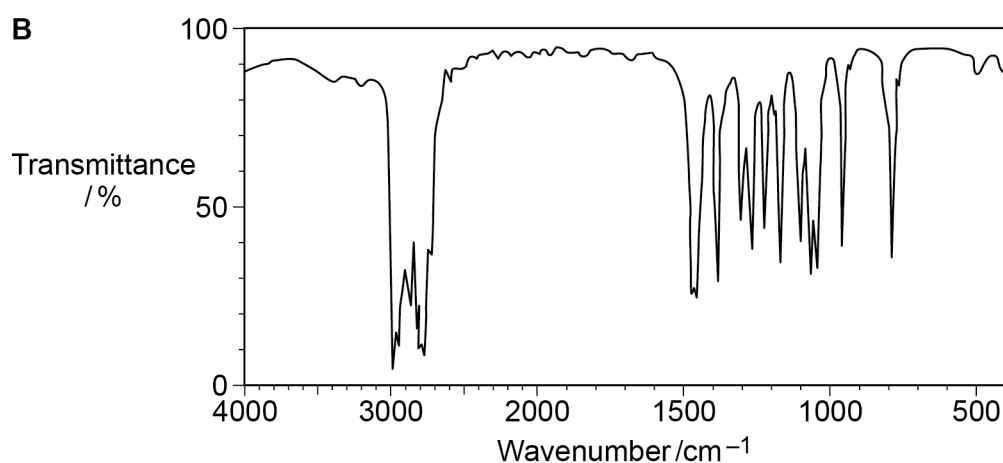
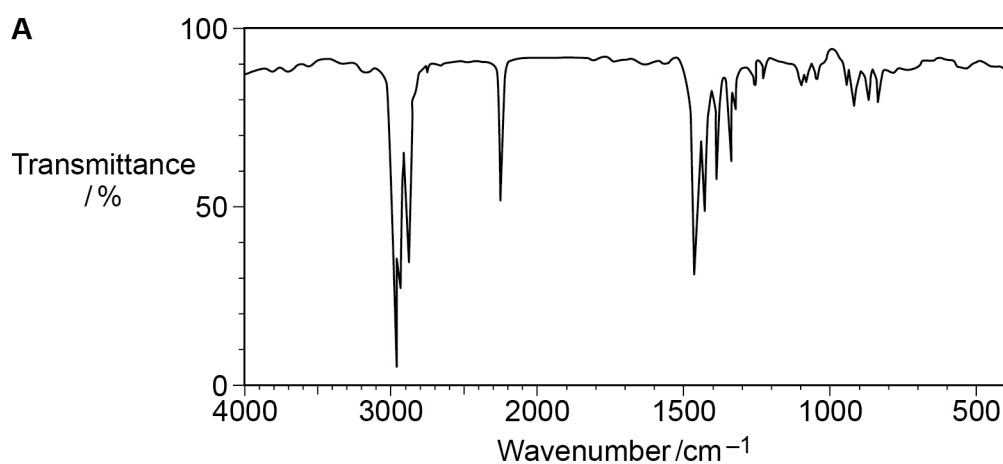
---

4**Turn over for the next question****Turn over ►**

1 0

This question is about amines.

1 0 . 1

The infrared spectra **A**, **B** and **C** are those of a primary amine, a tertiary amine and a nitrile, but not necessarily in that order.

Give the letter of each compound in the correct box.

**[1 mark]**

primary amine	tertiary amine	nitrile





1 0 . 2 There are **three** secondary amines that contain four carbon atoms per molecule.

Draw the skeletal formulas of these **three** secondary amines.

[2 marks]

1 0 . 3 Primary amines can be prepared by the reaction of halogenoalkanes with ammonia or by the reduction of nitriles.

Justify the statement that it is better to prepare primary amines from nitriles rather than from halogenoalkanes.

[2 marks]

---

---

---

---

---

---

---

1 0 . 4 Draw the structure of a primary amine with four carbon atoms that **cannot** be formed from a nitrile.

[1 mark]

Turn over ►



**1 0 . 5** A student dissolves a few drops of propylamine in 1 cm<sup>3</sup> of water in a test tube.

Give an equation for the reaction that occurs.

Describe what is observed when Universal Indicator is added to this solution.

**[2 marks]**

Equation \_\_\_\_\_

Observation \_\_\_\_\_

\_\_\_\_\_

\_\_\_\_\_

**1 0 . 6** Phenylamine can be prepared by a process involving the reduction of nitrobenzene using tin and an excess of hydrochloric acid.

Give an equation for the reduction of nitrobenzene to form phenylamine. Use [H] to represent the reducing agent.

Explain why an aqueous solution is obtained in this reduction even though phenylamine is insoluble in water.

**[2 marks]**

Equation \_\_\_\_\_

Explanation \_\_\_\_\_

\_\_\_\_\_

\_\_\_\_\_

\_\_\_\_\_

10

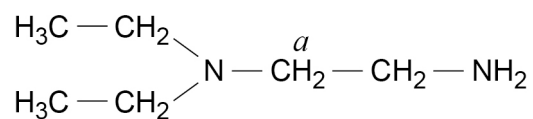


1 1

There are several isomers with the molecular formula  $C_6H_{16}N_2$ 

1 1 . 1

One isomer is shown.

Give the number of peaks in the  $^{13}\text{C}$  NMR spectrum of this isomer.State and explain the splitting pattern of the peak for the hydrogens labelled  $a$  in its  $^1\text{H}$  NMR spectrum.**[3 marks]**Number of  $^{13}\text{C}$  peaks \_\_\_\_\_

Splitting pattern \_\_\_\_\_

Explanation \_\_\_\_\_

---



---



---

1 1 . 2

Draw the structure of the isomer of  $C_6H_{16}N_2$  used to make nylon 6,6**[1 mark]**

Question 11 continues on the next page

Turn over ►



1	1
---	---

 . 

3
---

 Draw the structure of the isomer of  $C_6H_{16}N_2$  that contains two **primary** amine groups and has only two peaks in its  $^{13}C$  NMR spectrum.

[1 mark]

1	1
---	---

 . 

4
---

 Draw the structure of the isomer of  $C_6H_{16}N_2$  that contains two **tertiary** amine groups and has only two peaks in its  $^{13}C$  NMR spectrum.

[1 mark]

**END OF QUESTIONS**

6

**Copyright information**

For confidentiality purposes, from the November 2015 examination series, acknowledgements of third party copyright material will be published in a separate booklet rather than including them on the examination paper or support materials. This booklet is published after each examination series and is available for free download from [www.aqa.org.uk](http://www.aqa.org.uk) after the live examination series.

Permission to reproduce all copyright material has been applied for. In some cases, efforts to contact copyright-holders may have been unsuccessful and AQA will be happy to rectify any omissions of acknowledgements. If you have any queries please contact the Copyright Team, AQA, Stag Hill House, Guildford, GU2 7XJ.

Copyright © 2018 AQA and its licensors. All rights reserved.

