



Please write clearly in block capitals.

Centre number

--	--	--	--	--

Candidate number

--	--	--	--

Surname

---

Forename(s)

---

Candidate signature

---

# AS PHYSICS

## Paper 1

Tuesday 23 May 2017

Morning

Time allowed: 1 hour 30 minutes

### Materials

For this paper you must have:

- a pencil and a ruler
- a scientific calculator
- a Data and Formulae booklet.

### Instructions

- Use black ink or black ball-point pen.
- Fill in the boxes at the top of this page.
- Answer **all** questions.
- You must answer the questions in the spaces provided. Do not write outside the box around each page or on blank pages.
- Do all rough work in this book. Cross through any work you do not want to be marked.
- Show all your working.

### Information

- The marks for questions are shown in brackets.
- The maximum mark for this paper is 70.
- You are expected to use a scientific calculator where appropriate.
- A Data and Formulae Booklet is provided as a loose insert.

For Examiner's Use	
Question	Mark
1	
2	
3	
4	
5	
6	
7	
<b>TOTAL</b>	



JUN177407101

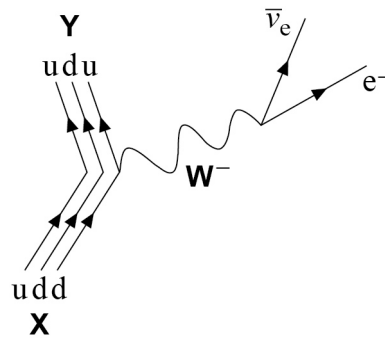
Answer **all** questions.

0	1
---	---

**Figure 1** represents the decay of a particle **X** into a particle **Y** and two other particles.

The quark structure of particles **X** and **Y** are shown in the diagram.

**Figure 1**



0	1	.	1
---	---	---	---

Deduce the name of particle **X**.

[1 mark]

---

0	1	.	2
---	---	---	---

State the type of interaction that occurs in this decay.

[1 mark]

---

0	1	.	3
---	---	---	---

State the class of particles to which the  $W^-$  belongs.

[1 mark]

---



0 1 . 4

Show clearly how charge and baryon number are conserved in this interaction.

You should include reference to all the particles, including the quarks, in your answer.

**[2 marks]**

---

---

---

---

---

0 1 . 5

Name the only stable baryon.

**[1 mark]**

---

0 1 . 6

A muon is an unstable particle.

State the names of the particles that are produced when a muon decays.

**[1 mark]**

---

7

**Turn over for the next question**

**Turn over ►**



0 2 . 2

Determine the resistance of the resistor.

[1 mark]

resistance = \_\_\_\_\_  $\Omega$ 

0 2 . 3

The resistor and the filament lamp are connected in series with a supply of variable emf and negligible internal resistance.

Determine the emf that produces a current of 0.18 A in the circuit.

[3 marks]

emf = \_\_\_\_\_ V

0 2 . 4

The resistor and filament lamp are now connected in parallel.

Determine the resistance of the parallel combination when the emf of the supply is adjusted to be 4.0 V.

[3 marks]

resistance = \_\_\_\_\_  $\Omega$ 

Question 2 continues on the next page

Turn over ►



0 2 . 5

The resistance of the filament lamp at its working temperature is  $14 \Omega$ .  
The filament has a length of  $0.36 \text{ m}$  and a diameter of  $32 \mu\text{m}$ .

Calculate the resistivity of the metal that is used for the filament when the lamp is at its working temperature.

Give an appropriate unit for your answer.

**[3 marks]**

resistivity = \_\_\_\_\_ unit \_\_\_\_\_

14



0	3
---	---

An electric wheelchair, powered by a battery, allows the user to move around independently.

One type of electric wheelchair has a mass of 55 kg. The maximum distance it can travel on level ground is 12 km when carrying a user of mass 65 kg and travelling at its maximum speed of  $1.5 \text{ m s}^{-1}$ .

The battery used has an emf of 12 V and can deliver  $7.2 \times 10^4 \text{ C}$  as it discharges fully.

0	3	.	1
---	---	---	---

Show that the average power output of the battery during the journey is about 100 W.

[3 marks]

0	3	.	2
---	---	---	---

During the journey, forces due to friction and air resistance act on the wheelchair and its user.

Assume that all the energy available in the battery is used to move the wheelchair and its user during the journey.

Calculate the total mean resistive force that acts on the wheelchair and its user.

[2 marks]

total mean resistive force = \_\_\_\_\_ N

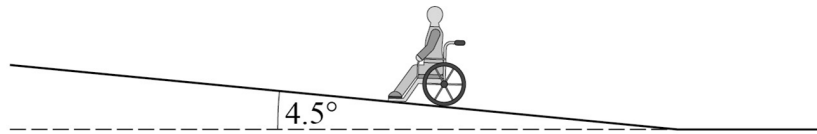
**Question 3 continues on the next page**

**Turn over ►**



**Figure 3** shows the wheelchair and its user travelling up a hill. The hill makes an angle of  $4.5^\circ$  to the horizontal.

**Figure 3**



0 3 . 3

Calculate the force that gravity exerts on the wheelchair and its user parallel to the slope.

[1 mark]

force parallel to the slope = \_\_\_\_\_ N

0 3 . 4

Calculate the maximum speed of the wheelchair and its user when travelling up this hill when the power output of the battery is 100 W.

Assume that the resistive forces due to friction and air resistance are the same as in question **03.2**.

[2 marks]

maximum speed = \_\_\_\_\_  $\text{m s}^{-1}$





0 3 . 5

Explain how and why the maximum range of the wheelchair on level ground is affected by

- the mass of the user
- the speed at which the wheelchair travels.

[4 marks]

Effect of mass \_\_\_\_\_

---

---

---

---

---

---

---

---

Effect of speed \_\_\_\_\_

---

---

---

---

---

---

---

---

12

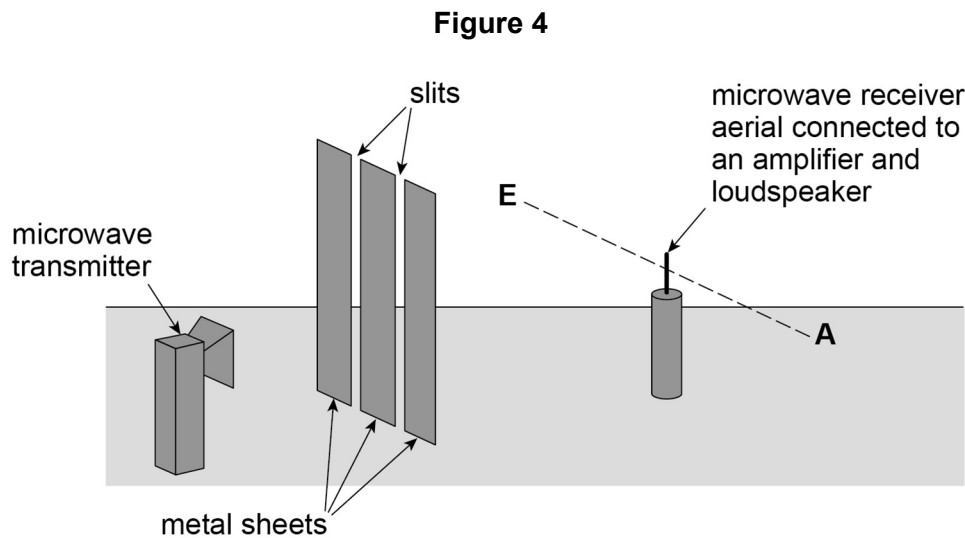
Turn over for the next question

Turn over ►

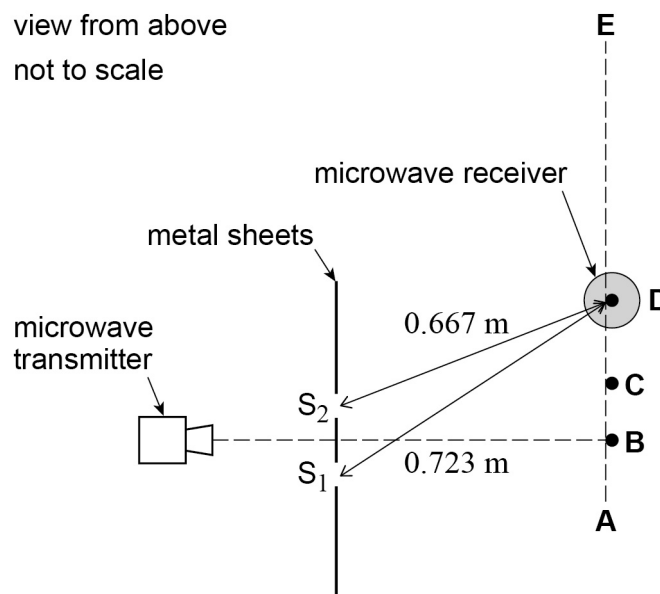


0 4

**Figure 4** shows an arrangement used to investigate double slit interference using microwaves. **Figure 5** shows the view from above.

**Figure 5**

view from above  
not to scale



The microwaves from the transmitter are polarised. These waves are detected by the aerial in the microwave receiver (probe). The aerial is a vertical metal rod.

The receiver is moved along the dotted line **AE**. As it is moved, maximum and minimum signals are detected. Maximum signals are first detected at points **B** and **C**. The next maximum signal is detected at the position **D** shown in **Figure 5**.

**Figure 5** shows the distances between each of the two slits,  $S_1$  and  $S_2$ , and the microwave receiver when the aerial is in position **D**.  $S_1D$  is 0.723 m and  $S_2D$  is 0.667 m.





0 4 . 3

The intensity of the waves passing through each slit is the same.

Explain why the minimum intensity between **C** and **D** is not zero.

[2 marks]

---

---

---

---

---

---

---

---

---

---

0 4 . 4

The vertical aerial is placed at position **B** and is rotated slowly through  $90^\circ$  until it lies along the direction **AE**.

State and explain the effect on the signal strength as it is rotated.

[3 marks]

---

---

---

---

---

---

---

---

11



**Turn over for the next question**

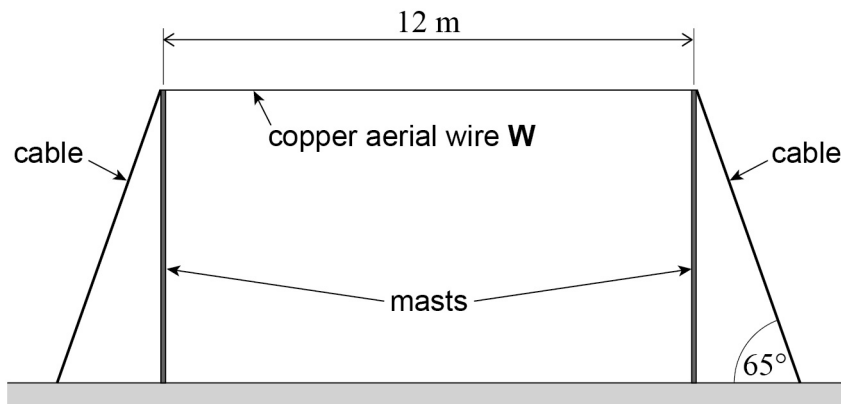
**DO NOT WRITE ON THIS PAGE  
ANSWER IN THE SPACES PROVIDED**

**Turn over ►**



0 5

**Figure 6** shows a structure that supports a horizontal copper aerial wire **W** used for transmitting radio signals.

**Figure 6**

The copper aerial wire is 12 m long and its area of cross-section is  $1.6 \times 10^{-5} \text{ m}^2$ .  
The tension in the copper aerial wire is  $5.0 \times 10^2 \text{ N}$ .

Young modulus of copper =  $1.2 \times 10^{11} \text{ Pa}$

0 5 . 1

Show that the extension produced in a 12 m length of the aerial wire when the tension is  $5.0 \times 10^2 \text{ N}$  is less than 4 mm.

**[2 marks]**



0 5 . 4

Calculate the mass of a 1.0 m length of the aerial wire.

Density of copper =  $8900 \text{ kg m}^{-3}$ 

[1 mark]

mass = \_\_\_\_\_ kg

0 5 . 5

Calculate the frequency of the wave when the third harmonic is formed on the aerial wire.

[2 marks]


frequency = \_\_\_\_\_ Hz

0 5 . 6

Sketch, on **Figure 7**, the standing wave on the wire when the third harmonic is formed.

[1 mark]

Figure 7





0 5 . 7

High winds produce large amplitudes of vibration of the aerial wire.

Explain why the wire may sag when the high wind stops.

[2 marks]

---

---

---

---

---

13

Turn over for the next question

Turn over ►



**There are no questions printed on this page**

**DO NOT WRITE ON THIS PAGE  
ANSWER IN THE SPACES PROVIDED**



0 6

Which statement suggests that electrons have wave properties?  
Tick (✓) the correct answer.

[1 mark]

Electrons are emitted in photoelectric effect experiments.

Electrons are released when atoms are ionised.

Electrons produce dark rings in diffraction experiments.

Electron transitions in atoms produce line spectra.

---

1

**Turn over for the next question**

**Turn over ►**



0 7

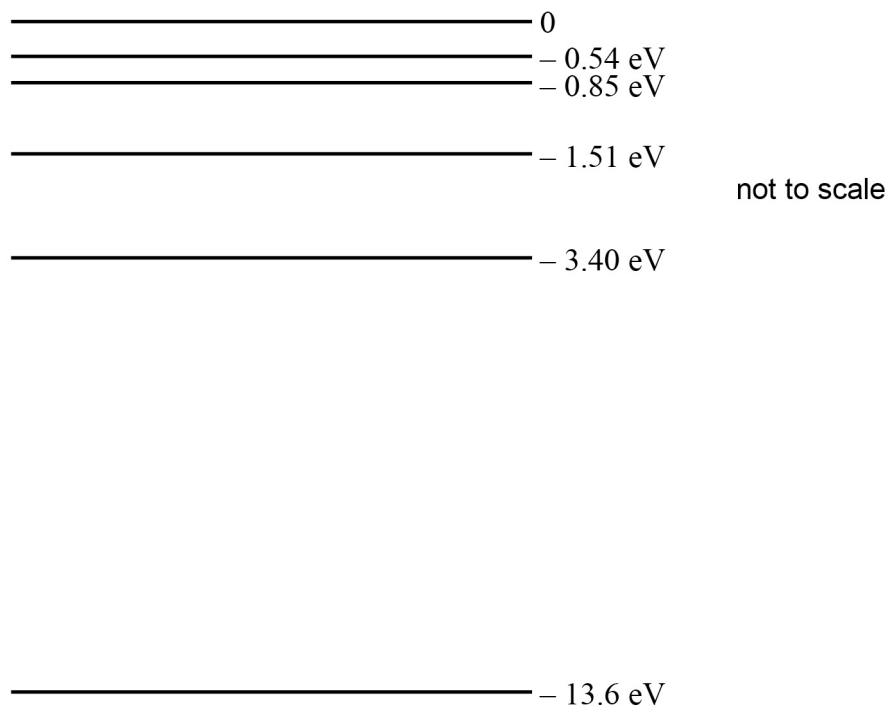
In a discharge tube a high potential difference is applied across hydrogen gas contained in the tube. This causes the hydrogen gas to emit light that can be used to produce the visible line spectrum shown in **Figure 8**.

**Figure 8**

The visible line spectrum in **Figure 8** has been used to predict some of the electron energy levels in a hydrogen atom.

The energy levels predicted from the visible line spectrum are those between 0 and  $-3.40$  eV in the energy level diagram.

Some of the predicted energy levels are shown in **Figure 9**.

**Figure 9**

0 7 . 1

Calculate the energy, in eV, of a photon of light that has the lowest frequency in the visible hydrogen spectrum shown in **Figure 8**.

**[3 marks]**

energy of photon = \_\_\_\_\_ eV

0 7 . 2

Identify the state of an electron in the energy level labelled 0.

**[1 mark]**

---

---

0 7 . 3

Identify the state of an electron that is in the energy level labelled  $-13.6$  eV.

**[1 mark]**

---

---

---

0 7 . 4

Explain why the energy levels are negative.

**[1 mark]**

---

---

---

**Question 7 continues on the next page****Turn over ►**





**There are no questions printed on this page**

**DO NOT WRITE ON THIS PAGE  
ANSWER IN THE SPACES PROVIDED**

**Copyright Information**

For confidentiality purposes, from the November 2015 examination series, acknowledgements of third party copyright material will be published in a separate booklet rather than including them on the examination paper or support materials. This booklet is published after each examination series and is available for free download from [www.aqa.org.uk](http://www.aqa.org.uk) after the live examination series.

Permission to reproduce all copyright material has been applied for. In some cases, efforts to contact copyright-holders may have been unsuccessful and AQA will be happy to rectify any omissions of acknowledgements. If you have any queries please contact the Copyright Team, AQA, Stag Hill House, Guildford, GU2 7XJ.

Copyright © 2017 AQA and its licensors. All rights reserved.

