



Functional Skills Certificate

FUNCTIONAL MATHEMATICS

Level 1

Data Book (Examination)

March 2019

Insert

Instructions

- This copy of the Data Book is for use in the examination. It should not be given to students in advance.

Advice

- This book will not be collected in for marking. Ensure that all working you wish to have marked is written in the spaces provided in the Question Paper/Answer Book.

4367

QAN 500/8703/4

Caravan

Caravan pitch

Some people have a holiday in a caravan.

They take their caravan to a caravan park.



Caravan

When you take a caravan to a caravan park you pay fees.

The fees are for

- renting the pitch for the caravan
- using the park's electricity supply.

The table shows the fees at Clover Meadow Caravan Park.

	Fee per night
Pitch fee	£27
Using electricity	£2

Caravanners Society

The Caravanners Society owns Clover Meadow Caravan Park.

You pay £49 per caravan per year for membership of the Caravanners Society.

Members get a discount on the total fees per night.

Loan repayments

When you borrow money you usually pay back more than you borrow.

The extra amount that you pay back is called **interest**.

You can borrow money from a loan company to help buy a caravan.

This table shows the monthly repayments.

Amount of loan	Amount of repayment per month				
	For 12 months	For 24 months	For 36 months	For 48 months	For 60 months
£5000	£457	£248	£179	£144	£123
£10 000	£913	£497	£358	£288	£247
£15 000	£1370	£745	£537	£433	£370

Example

You borrow £15 000 from the loan company and pay back over 36 months.

$$\text{Monthly repayment} = £537$$

$$\begin{aligned} \text{Total amount repaid} &= 36 \times £537 \\ &= £19\,332 \end{aligned}$$

In total, you pay back £19 332

$$\begin{aligned} \text{Amount of interest paid} &= £19\,332 - £15\,000 \\ &= £4\,332 \end{aligned}$$

You pay £4332 **interest**.

Turn over ►

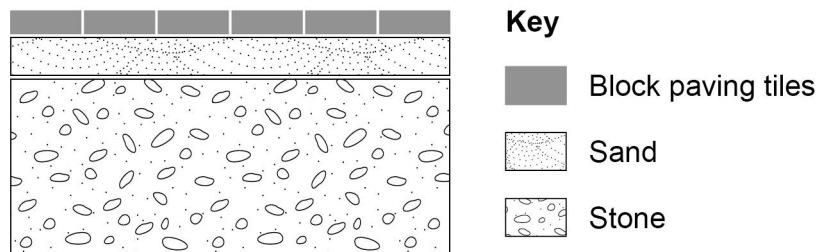
Block paving

Driveways are often covered with block paving.




Block paving is built on a foundation.

The foundation usually has a layer of stone and a layer of sand.



To build block paving

- mark the area to be paved
- dig a hole for the foundation
- put a layer of stone into the hole
- put a layer of sand on top of the stone
- cover the sand with block paving tiles.



The foundation

Material has to be removed to make a hole for the foundation.

Use these steps to work out the amount of material to remove from a rectangular area.

Step 1 Work out length in metres \times width in metres


Step 2 Work out answer to **Step 1** \times depth of foundation in millimetres

Step 3 Work out answer to **Step 2** \div 1000

The answer to **Step 3** is the amount of material to remove in cubic metres.

Patterns in block paving

Different coloured tiles can be used to make patterns in block paving.



END OF DATA

There are no data printed on this page

There are no data printed on this page

There are no data printed on this page

Copyright information

For confidentiality purposes, from the November 2015 examination series, acknowledgements of third-party copyright material will be published in a separate booklet rather than including them on the examination paper or support materials. This booklet is published after each examination series and is available for free download from www.aqa.org.uk after the live examination series.

Permission to reproduce all copyright material has been applied for. In some cases, efforts to contact copyright-holders may have been unsuccessful and AQA will be happy to rectify any omissions of acknowledgements. If you have any queries please contact the Copyright Team, AQA, Stag Hill House, Guildford, GU2 7XJ.

Copyright © 2019 AQA and its licensors. All rights reserved.

