



Please write clearly in block capitals.

Centre number

--	--	--	--	--

Candidate number

--	--	--	--

Surname

---

Forename(s)

---

Candidate signature

---

# GCSE COMBINED SCIENCE: SYNERGY

# H

Higher Tier

Paper 1 Life and environmental sciences

Tuesday 15 May 2018

Afternoon

Time allowed: 1 hour 45 minutes

## Materials

For this paper you must have:

- a ruler
- a scientific calculator
- the periodic table (enclosed)
- the Physics Equations Sheet (enclosed).

## Instructions

- Use black ink or black ball-point pen.
- Fill in the boxes at the top of this page.
- Answer **all** questions in the spaces provided. Do not write outside the box around each page or on blank pages.
- Do all rough work in this book. Cross through any work you do not want to be marked.
- In all calculations, show clearly how you work out your answer.

## Information

- The maximum mark for this paper is 100.
- The marks for questions are shown in brackets.
- You are expected to use a calculator where appropriate.
- You are reminded of the need for good English and clear presentation in your answers.

For Examiner's Use	
Question	Mark
1	
2	
3	
4	
5	
6	
7	
8	
9	
<b>TOTAL</b>	



J U N 1 8 8 4 6 5 1 H 0 1

1B/G/Jun18/E6

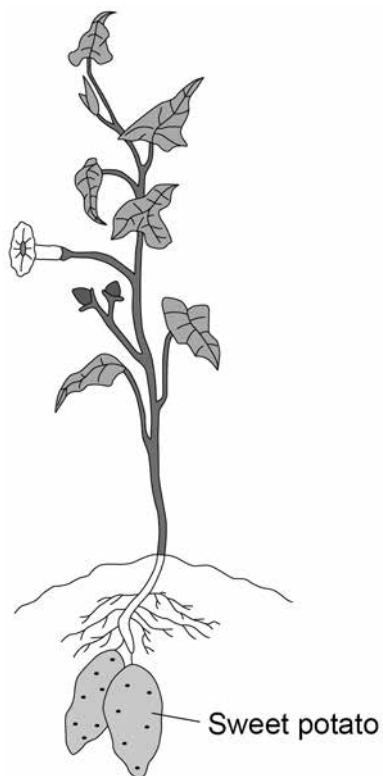
**8465/1H**

0 1

**Figure 1** shows a sweet potato plant.

The sweet potatoes grow underground and can be cooked and eaten.

**Figure 1**



**Table 1** shows some of the nutrients in cooked sweet potato.

**Table 1**

Nutrient	Mass in grams per 100 grams of cooked sweet potato
Water	73.83
Protein	2.01
Fat	0.15
Total carbohydrate of which sugars	20.71 6.55
Fibre	3.30



**0 1 . 1** After cooked sweet potato is digested, sugars (including glucose) pass into the blood.

Give **two** other soluble molecules that would pass into the blood after cooked sweet potato is digested.

[2 marks]

1 \_\_\_\_\_

2 \_\_\_\_\_

**0 1 . 2** Calculate the mass of sugars in 180 g of cooked sweet potato.

Use the information from **Table 1**.

[1 mark]

\_\_\_\_\_

\_\_\_\_\_

Mass of sugars = \_\_\_\_\_ g

**0 1 . 3** The sweet potatoes found underground contain starch.

Explain how starch in the sweet potato is produced from carbon dioxide in the air.

[6 marks]

\_\_\_\_\_

\_\_\_\_\_

\_\_\_\_\_

\_\_\_\_\_

\_\_\_\_\_

\_\_\_\_\_

\_\_\_\_\_

\_\_\_\_\_

\_\_\_\_\_

\_\_\_\_\_

\_\_\_\_\_

\_\_\_\_\_



**There are no questions printed on this page**

*Do not write  
outside the  
box*

**DO NOT WRITE ON THIS PAGE  
ANSWER IN THE SPACES PROVIDED**



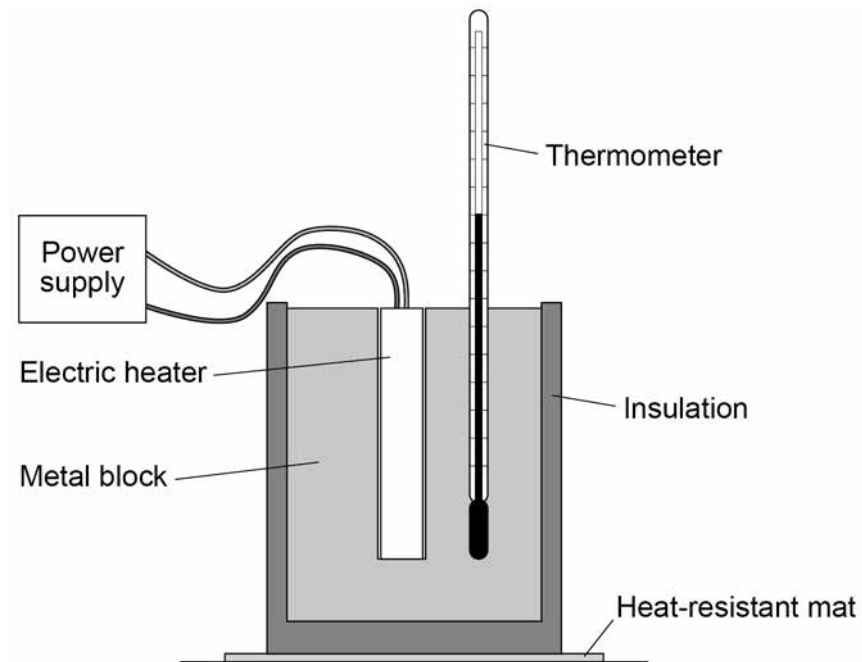
0 2

A student investigated how the temperature of a metal block changed with time.

An electric heater was used to increase the temperature of the block.

The heater was placed in a hole drilled in the block as shown in **Figure 2**.

**Figure 2**



**Question 2 continues on the next page**

**Turn over ►**



The student measured the temperature of the metal block every 60 seconds. **Table 2** shows the student's results.

Do not write  
outside the  
box

**Table 2**

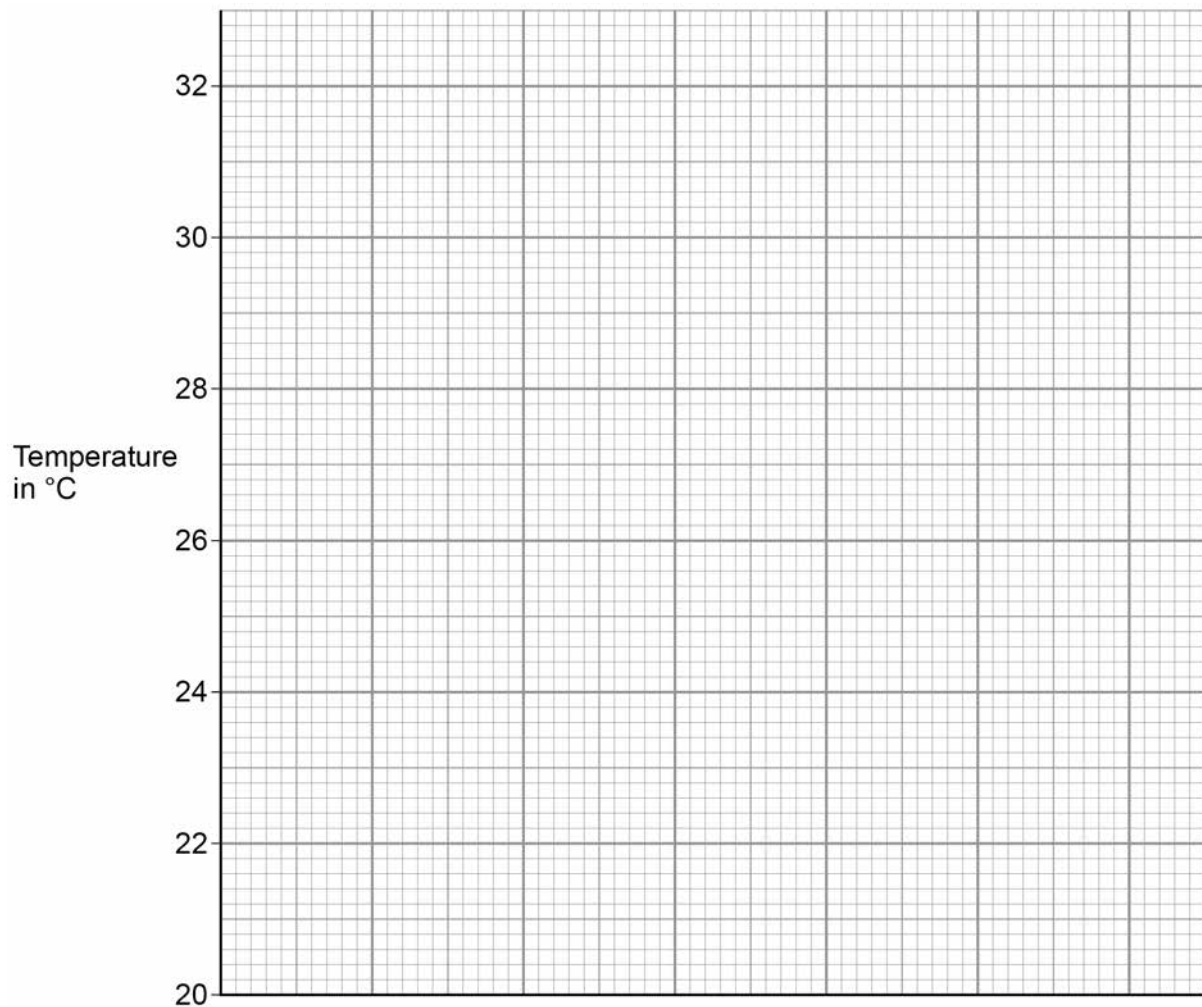
Time in s	Temperature in °C
0	20.0
60	24.5
120	29.0
180	31.0
240	31.5

**0 2 . 1** Complete the graph of the data from **Table 2** on **Figure 3**.

- Choose a suitable scale for the x-axis.
- Label the x-axis.
- Plot the student's results.
- Draw a line of best fit.

**[4 marks]**

**Figure 3**



**0 2 . 2**

The rate of change of temperature of the block is given by the gradient of the graph.

Determine the gradient of the graph over the first 60 seconds.

**[2 marks]**

---

---

---

---

Gradient = \_\_\_\_\_

**0 2 . 3**

The metal block had a mass of 1.50 kg

The specific heat capacity of the metal was 900 J/kg °C

Calculate the change in thermal energy of the metal during 240 seconds.

Use the Physics Equations Sheet.

Give your answer in kilojoules.

**[4 marks]**

---

---

---

---

---

---

---

---

Change in thermal energy = \_\_\_\_\_ kJ

**Question 2 continues on the next page****Turn over ►**

0 2 . 4

Another student repeated the investigation.

Give **two** variables this student would need to control to be able to compare their results with the results in **Table 2**.

[2 marks]

1 \_\_\_\_\_

2 \_\_\_\_\_

Do not write  
outside the  
box

12





**Turn over for the next question**

*Do not write  
outside the  
box*

**DO NOT WRITE ON THIS PAGE  
ANSWER IN THE SPACES PROVIDED**

**Turn over ►**



0 9

**0 3** There are several methods of contraception.

**0 3 . 1** Draw **one** line from each method of contraception to how the method works.

**[2 marks]**

**Method of contraception**

**How the method works**

diaphragm

prevents embryo implanting

intrauterine device

prevents release of the egg

oral contraceptive

prevents sperm reaching the egg

**0 3 . 2** When a new oral contraceptive is tested on volunteers, the contraceptive is first given at a low dose. Later, the dose is increased.

Why are new drugs given at low doses at first?

**[1 mark]**

---

---



Do not write outside the box

0 3 . 3

**Table 3** shows information about three methods of contraception.

**Table 3**

	<b>Condom</b>	<b>Oral contraceptive</b>	<b>Hormone skin patch</b>
Percentage (%) effectiveness	98.0	99.7	99.8
How contraception is obtained	From shops or sexual health clinic	From doctor or sexual health clinic	
Possible side effects	No serious side effects	Headaches, nausea, high blood pressure	Headaches, nausea, blood clots

Evaluate the use of these contraceptive methods.

**[6 marks]**

---

---

---

---

---

---

---

---

---

---

---

---

---

---

---

---

---

---

---

---

---

9

**Turn over for the next question**

**Turn over ►**



0 4

There is limited evidence about the Earth's early atmosphere because of the age of the Earth.

0 4 . 1

The Earth is 4.6 billion years old.

Which is the correct age of the Earth?

[1 mark]

Tick **one** box.

$4.6 \times 10^3$  years

$4.6 \times 10^6$  years

$4.6 \times 10^9$  years

$4.6 \times 10^{12}$  years

Scientists think that the Earth's early atmosphere may have been similar to the atmosphere on Mars today.

Look at **Table 4**.

**Table 4**

Gas	Concentration of gas in the atmosphere today in parts per million	
	Mars	Earth
Nitrogen	27 000	780 000
Oxygen	1 300	210 000
Argon	16 000	9 300
Carbon dioxide	950 000	400
Carbon monoxide	800	trace



0 4 . 2

Calculate the percentage increase in nitrogen from the Earth's early atmosphere to the atmosphere today.

Assume the Earth's early atmosphere was the same as the atmosphere today on Mars.

Give your answer to 2 significant figures.

[3 marks]

---

---

---

---

Percentage increase in nitrogen = \_\_\_\_\_ %

0 4 . 3

Which process releases carbon monoxide into the Earth's atmosphere?

[1 mark]

Tick **one** box.

Aerobic respiration

Bacterial decomposition

Incomplete combustion

Photosynthesis

0 4 . 4

Explain how the oceans were formed in the first billion years of the Earth's existence.

[2 marks]

---

---

---

---

Question 4 continues on the next page

Turn over ►



0 4 . 5

Describe how the increase in greenhouse gases has increased the mass of liquid water in the oceans.

[1 mark]

---

---

*Do not write  
outside the  
box*

8



**Turn over for the next question**

*Do not write  
outside the  
box*

**DO NOT WRITE ON THIS PAGE  
ANSWER IN THE SPACES PROVIDED**

**Turn over ►**



0 5

Alpha, beta and gamma are types of nuclear radiation.

0 5 . 1

Explain why gamma emission does **not** change the atomic number of an element.

**[2 marks]**

---

---

---

---


Food can be irradiated to make it safer to eat.

**Figure 4** shows a photograph of peaches.

Two of the peaches were irradiated.

The photograph was taken one week after irradiation.

**Figure 4**





Do not write  
outside the  
box

0 5 . 2

Explain why irradiating food makes it safer to eat.

[3 marks]

---

---

---

---

---

---

0 5 . 3

Food is packaged and then irradiated.

Explain why food is irradiated using gamma radiation rather than alpha or beta radiation.

[2 marks]

---

---

---

---

0 5 . 4

Some people are concerned that irradiated food could be radioactive.

Describe how irradiated food is different from food that is radioactive.

[2 marks]

---

---

---

---

9

Turn over ►



**0 6**

Water travels through plants in xylem tissue.

**0 6 . 1**

Describe the structure of xylem tissue.

**[2 marks]**

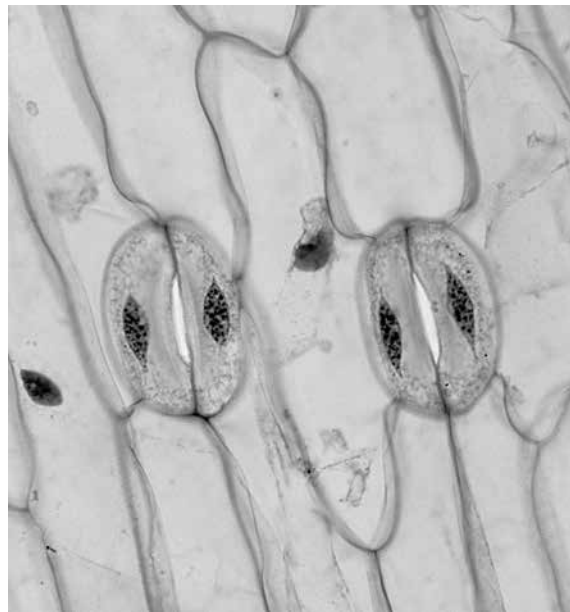
---

---

---

**Figure 5** shows guard cells around open stomata magnified 800 times.

**Figure 5**



Do not write  
outside the  
box

0 6 . 2

The image size of one of the guard cells is 26 millimetres long.

Calculate the real length of the guard cell in micrometres.

Include the equation you are using to calculate your answer.

[3 marks]

---

---

---

---

---

---

---

Real length of guard cell = \_\_\_\_\_ micrometres

0 6 . 3

Guard cells increase in volume and become curved to open stomata.

Explain how guard cells increase in volume.

[2 marks]

---

---

---

---

Question 6 continues on the next page

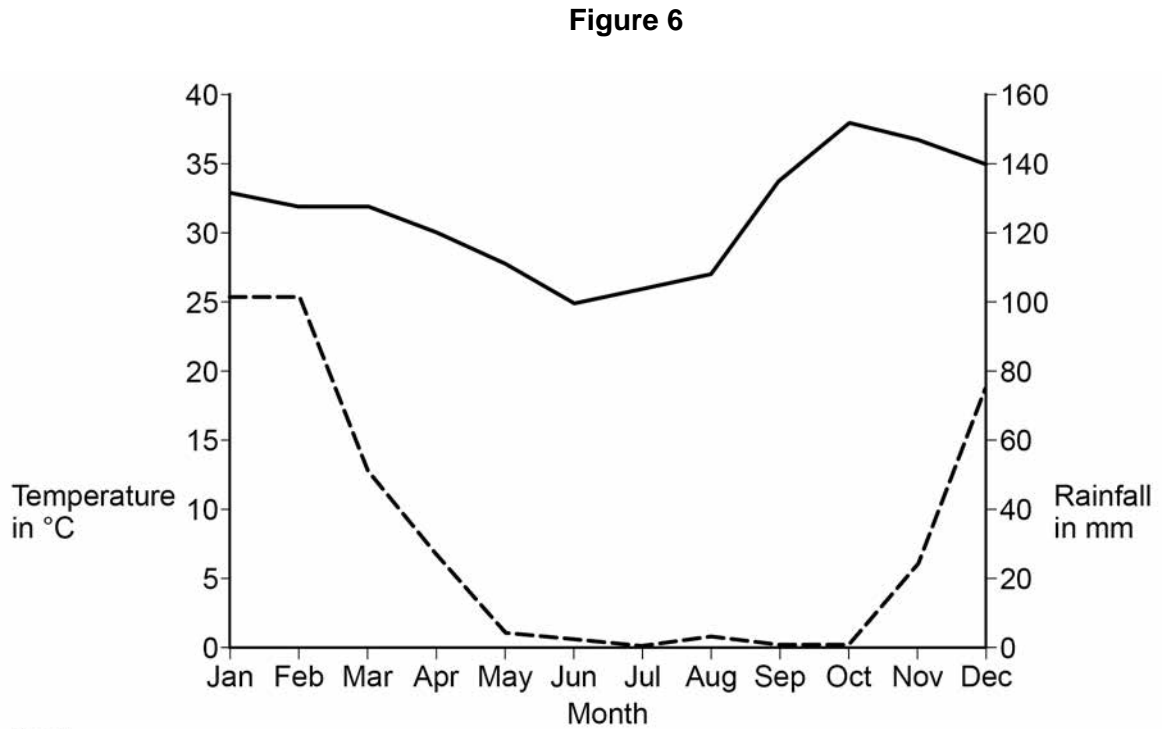
Turn over ►



**0 6 . 4** The Baobab tree grows in Botswana, Africa.

The tree has no leaves for up to 9 months of the year.

**Figure 6** shows the average temperature and rainfall each month in Botswana.



**Key**  
 — Average maximum temperature in °C  
 - - - Average rainfall in mm

Explain how having no leaves from March to November allows the Baobab tree to survive in Botswana.

**[3 marks]**

---



---



---



---



---



---

10



07

Marfan syndrome is a rare genetic disorder that causes problems with many body systems.

07.1

Which sentence best describes a gene?

[1 mark]

Tick **one** box.

A long chain of carbohydrate

A short section of DNA

All of the chromosomes in an organism

Several amino acids joined together

07.2

What does a gene code for?

[1 mark]

Tick **one** box.

A carbohydrate polymer

A DNA double helix

One glycerol and three fatty acids

A sequence of amino acids

07.3

What scientific term is used to describe all the genes of one organism?

[1 mark]

---

Question 7 continues on the next page

Turn over ►



0 7 . 4 What term is used to describe the observed characteristics of an individual?

[1 mark]

Tick **one** box.

Allele

Genotype

Homozygous

Phenotype

0 7 . 5 Marfan syndrome is caused by a dominant allele, **R**.

The normal allele is recessive, **r**.

A man who is heterozygous for Marfan syndrome has a child with a woman who does not have the disorder.

Draw a genetic diagram to show the probability of their child inheriting Marfan syndrome.

[4 marks]

Probability = \_\_\_\_\_



Do not write  
outside the  
box

0 7 . 6

Very rarely, a new case of Marfan syndrome can occur because of a mutation during meiosis.

Explain how a mutation during meiosis could affect every cell in one offspring.

[4 marks]

---

---

---

---

---

---

---

---

---

---

12

Turn over for the next question

Turn over ►



**There are no questions printed on this page**

*Do not write  
outside the  
box*

**DO NOT WRITE ON THIS PAGE  
ANSWER IN THE SPACES PROVIDED**





0 8

Some students investigated the compounds in a green lettuce leaf and a red cabbage leaf.

The students placed each leaf in boiling ethanol and then tested each leaf for starch.

0 8 . 1

The boiling point of ethanol is 78 °C

Ethanol is flammable so should not be directly heated with a Bunsen burner.

Give **one** way ethanol can be boiled safely.

Do **not** refer to wearing goggles in your answer.

**[1 mark]**

---

---

0 8 . 2

Describe how the students could test the leaves for starch.

Give the result if starch is present.

**[2 marks]**

Test \_\_\_\_\_

---

Result \_\_\_\_\_

0 8 . 3

The students used paper chromatography to investigate the coloured pigments in both types of leaf.

Explain how paper chromatography causes the different pigments to separate.

**[3 marks]**

---

---

---

---

---

---

---

**Turn over ►**

**Table 5** shows the students' results. The distance the solvent and each pigment moved was measured from the start line.

**Table 5**

	Green lettuce		Red cabbage	
	Distance moved in mm	R <sub>f</sub> value	Distance moved in mm	R <sub>f</sub> value
Solvent front	120	–	113	–
Yellow-green pigment	18	0.15	14	0.12
Bright green pigment	24	0.20	Not found	Not found
Yellow pigment	40	0.33	46	0.41
Orange pigment	120	1.00	113	1.00

**Table 6** shows the known R<sub>f</sub> value ranges of some pigments.

**Table 6**

Pigment	R <sub>f</sub> value range
Carotene	0.89 – 0.98
Pheophytin a	0.42 – 0.49
Pheophytin b	0.33 – 0.40
Chlorophyll a	0.24 – 0.30
Chlorophyll b	0.20 – 0.26
Xanthophyll	0.04 – 0.28



Do not write  
outside the  
box

0 8 . 4

One pigment was found in the green lettuce leaf, but was **not** found in the red cabbage leaf.

Describe why it is **not** possible to be certain what this pigment is.

Use the information in **Table 5** and **Table 6** to help you.

[1 mark]

---

---

0 8 . 5

The experiment was repeated and the solvent front travelled 140 mm from the start line.

Calculate the range of distances where the pigment carotene would be seen.

Use the equation for calculating  $R_f$  values and the information in **Table 6** to help you.

[5 marks]

---

---

---

---

---

---

---

---

---

---

---

---

---

---

---

---

---

---

---

---

---

---

---

---

From \_\_\_\_\_ mm to \_\_\_\_\_ mm

**Question 8 continues on the next page**

**Turn over ►**



Do not write  
outside the  
box

**0 8 . 6**

Different coloured pigments absorb light at different wavelengths.

Explain how plants could have evolved to contain more than one pigment in their leaves.

**[6 marks]**

---

---

---

---

---

---

---

---

---

---

---

---

---

---

---

---

---

---

---

---

---

---

---

---

**18**



**Turn over for the next question**

*Do not write  
outside the  
box*

**DO NOT WRITE ON THIS PAGE  
ANSWER IN THE SPACES PROVIDED**

**Turn over ►**



2 9

0 9

An understanding of relative size is essential in science.

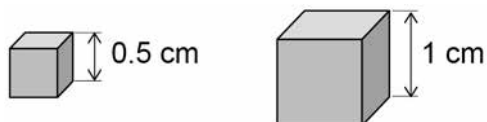
0 9 . 1

Draw **one** line from each structure to the approximate radius of that structure.**[4 marks]**

Structure	Approximate radius
a bacterial cell	$1 \times 10^{-14} \text{ m}$
a large molecule	$5 \times 10^{-10} \text{ m}$
an animal cell	$1 \times 10^{-10} \text{ m}$
an atom	$1 \times 10^{-6} \text{ m}$
	$2 \times 10^{-5} \text{ m}$
	$3 \times 10^{-9} \text{ m}$

**Figure 7** shows two model cells.

Both models are cubes.

**Figure 7**

Do not write  
outside the  
box

0 9 . 2

Describe how the surface area to volume ratio changes as the length of the side of the model cell increases.

You should include calculations in your answer.

[3 marks]

---

---

---

---

---

---

---

---

---

---

0 9 . 3

Explain why a bacterium can rely on diffusion for gas exchange, but animals need a transport system.

[3 marks]

---

---

---

---

---

---

---

---

Question 9 continues on the next page

Turn over ►



0 9 . 4

Some sugar molecules are absorbed from the small intestine into the blood by active transport.

Explain why the rate of absorption of these sugar molecules can depend on the concentration of oxygen in the cells lining the small intestine.

**[3 marks]**

---

---

---

---

---

---

---

13

**END OF QUESTIONS****Copyright information**

For confidentiality purposes, from the November 2015 examination series, acknowledgements of third party copyright material will be published in a separate booklet rather than including them on the examination paper or support materials. This booklet is published after each examination series and is available for free download from [www.aqa.org.uk](http://www.aqa.org.uk) after the live examination series.

Permission to reproduce all copyright material has been applied for. In some cases, efforts to contact copyright-holders may have been unsuccessful and AQA will be happy to rectify any omissions of acknowledgements. If you have any queries please contact the Copyright Team, AQA, Stag Hill House, Guildford, GU2 7XJ.

Copyright © 2018 AQA and its licensors. All rights reserved.

