

# Cambridge IGCSE™ (9–1)

---

**BIOLOGY**

**0970/62**

Paper 6 Alternative to Practical

**October/November 2025**

MARK SCHEME

Maximum Mark: 40

---

**Published**

This mark scheme is published as an aid to teachers and candidates, to indicate the requirements of the examination. It shows the basis on which Examiners were instructed to award marks. It does not indicate the details of the discussions that took place at an Examiners' meeting before marking began, which would have considered the acceptability of alternative answers.

Mark schemes should be read in conjunction with the question paper and the Principal Examiner Report for Teachers.

Cambridge International will not enter into discussions about these mark schemes.

Cambridge International is publishing the mark schemes for the October/November 2025 series for most Cambridge IGCSE, Cambridge International A and AS Level components, and some Cambridge O Level components.

---

This document consists of **12** printed pages.

**PUBLISHED****Generic Marking Principles**

These general marking principles must be applied by all examiners when marking candidate answers. They should be applied alongside the specific content of the mark scheme or generic level descriptions for a question. Each question paper and mark scheme will also comply with these marking principles.

**GENERIC MARKING PRINCIPLE 1:**

Marks must be awarded in line with:

- the specific content of the mark scheme or the generic level descriptors for the question
- the specific skills defined in the mark scheme or in the generic level descriptors for the question
- the standard of response required by a candidate as exemplified by the standardisation scripts.

**GENERIC MARKING PRINCIPLE 2:**

Marks awarded are always **whole marks** (not half marks, or other fractions).

**GENERIC MARKING PRINCIPLE 3:**

Marks must be awarded **positively**:

- marks are awarded for correct/valid answers, as defined in the mark scheme. However, credit is given for valid answers which go beyond the scope of the syllabus and mark scheme, referring to your Team Leader as appropriate
- marks are awarded when candidates clearly demonstrate what they know and can do
- marks are not deducted for errors
- marks are not deducted for omissions
- answers should only be judged on the quality of spelling, punctuation and grammar when these features are specifically assessed by the question as indicated by the mark scheme. The meaning, however, should be unambiguous.

**GENERIC MARKING PRINCIPLE 4:**

Rules must be applied consistently, e.g. in situations where candidates have not followed instructions or in the application of generic level descriptors.

**GENERIC MARKING PRINCIPLE 5:**

Marks should be awarded using the full range of marks defined in the mark scheme for the question (however; the use of the full mark range may be limited according to the quality of the candidate responses seen).

**GENERIC MARKING PRINCIPLE 6:**

Marks awarded are based solely on the requirements as defined in the mark scheme. Marks should not be awarded with grade thresholds or grade descriptors in mind.

**Science-Specific Marking Principles**

1 Examiners should consider the context and scientific use of any keywords when awarding marks. Although keywords may be present, marks should not be awarded if the keywords are used incorrectly.

2 The examiner should not choose between contradictory statements given in the same question part, and credit should not be awarded for any correct statement that is contradicted within the same question part. Wrong science that is irrelevant to the question should be ignored.

3 Although spellings do not have to be correct, spellings of syllabus terms must allow for clear and unambiguous separation from other syllabus terms with which they may be confused (e.g. ethane / ethene, glucagon / glycogen, refraction / reflection).

4 The error carried forward (ecf) principle should be applied, where appropriate. If an incorrect answer is subsequently used in a scientifically correct way, the candidate should be awarded these subsequent marking points. Further guidance will be included in the mark scheme where necessary and any exceptions to this general principle will be noted.

5 'List rule' guidance

For questions that require *n* responses (e.g. State **two** reasons ...):

- The response should be read as continuous prose, even when numbered answer spaces are provided.
- Any response marked *ignore* in the mark scheme should not count towards *n*.
- Incorrect responses should not be awarded credit but will still count towards *n*.
- Read the entire response to check for any responses that contradict those that would otherwise be credited. Credit should **not** be awarded for any responses that are contradicted within the rest of the response. Where two responses contradict one another, this should be treated as a single incorrect response.
- Non-contradictory responses after the first *n* responses may be ignored even if they include incorrect science.

**6** Calculation specific guidance

Correct answers to calculations should be given full credit even if there is no working or incorrect working, **unless** the question states 'show your working'.

For questions in which the number of significant figures required is not stated, credit should be awarded for correct answers when rounded by the examiner to the number of significant figures given in the mark scheme. This may not apply to measured values.

For answers given in standard form (e.g.  $a \times 10^n$ ) in which the convention of restricting the value of the coefficient ( $a$ ) to a value between 1 and 10 is not followed, credit may still be awarded if the answer can be converted to the answer given in the mark scheme.

Unless a separate mark is given for a unit, a missing or incorrect unit will normally mean that the final calculation mark is not awarded. Exceptions to this general principle will be noted in the mark scheme.

**7** Guidance for chemical equations

Multiples / fractions of coefficients used in chemical equations are acceptable unless stated otherwise in the mark scheme.

State symbols given in an equation should be ignored unless asked for in the question or stated otherwise in the mark scheme.










**Annotations guidance for centres**









Examiners use a system of annotations as a shorthand for communicating their marking decisions to one another. Examiners are trained during the standardisation process on how and when to use annotations. The purpose of annotations is to inform the standardisation and monitoring processes and guide the supervising examiners when they are checking the work of examiners within their team. The meaning of annotations and how they are used is specific to each component and is understood by all examiners who mark the component.

We publish annotations in our mark schemes to help centres understand the annotations they may see on copies of scripts. Note that there may not be a direct correlation between the number of annotations on a script and the mark awarded. Similarly, the use of an annotation may not be an indication of the quality of the response.

The annotations listed below were available to examiners marking this component in this series.

**Annotations**

| <b>Annotation</b>   | <b>Meaning</b>   |
|---|--|
|    | correct point or mark awarded  |
|    | incorrect point or mark not awarded  |
|    | information missing or insufficient for credit                                 |
|    | allow or accept  |
|  | incorrect or insufficient point ignored while marking the rest of the response |
|  | contradiction in response, mark not awarded                                    |
|  | benefit of the doubt given   |
|  | error carried forward applied  |
|  | point has been noted, but no credit has been given<br>or blank page seen       |

| Annotation  | Meaning  |
|---|--|
|  | correct awarding one mark from marking point or marking group 1.<br>similar numbered ticks are used for marking point or marking groups 2, 3, 4 etc. |
|  | pages are linked together  |
|  | used to highlight parts of an extended response  |
|  | used to highlight parts of an extended response  |
|  | Point already given  |
|  | Maximum mark reached   |
|  | Key point attempted / working towards marking point / incomplete answer / response seen but not credited / blank page seen                           |
|  | Maximum number of marks for a marking point has been awarded.  |

| <b>Mark Scheme Abbreviations:</b> |   |
|-----------------------------------|---|
| ;                                 | separates marking points  |
| /                                 | alternative responses for the same marking point                            |
| <b>R</b>                          | reject the response   |
| <b>A</b>                          | accept the response   |
| <b>I</b>                          | ignore the response   |
| <b>ecf</b>                        | error carried forward   |
| <b>AVP</b>                        | any valid point   |
| <b>ora</b>                        | or reverse argument   |
| AW                                | alternative wording   |
| <u>underline</u>                  | actual word given must be used by candidate (grammatical variants excepted) |
| ( )                               | the word / phrase in brackets is not required but sets the context          |
| max                               | indicates the maximum number of marks that can be given                     |
| MP                                | marking point   |

| Question  | Answer  | Marks | Guidance |
|-----------|---|-------|----------|
| 1(a)(i)   | table drawn with a minimum of two columns and a header line ;<br>appropriate column / row headings, with units for height ;<br>recording two (final) heights ;<br>(1%) $13 \pm 1$ (mm) <b>and</b> (4%) $23 \pm 1$ (mm) recorded ; | 4     |          |
| 1(a)(ii)  | the higher concentration (of glucose solution) the, greater / faster, the<br>(rate of) respiration (in yeast) ; <b>ora</b>  | 1     |          |
| 1(a)(iii) | <i>independent variable</i> : concentration of glucose ;<br><i>dependent variable</i> : height (of the yeast in the large<br>test-tube) ;   | 2     |          |
| 1(a)(iv)  | (use a) thermostatically controlled water-bath / <b>AVP</b> ;   | 1     |          |
| 1(a)(v)   | to avoid, contamination / AW ;  | 1     |          |
| 1(b)      | <i>glucose</i> : $3 \text{ cm}^3$ <b>and</b> <i>distilled water</i> : $2 \text{ cm}^3$ ;  | 1     |          |
| 1(c)      | add Benedict's (reagent) ;<br>heat ;  | 2     |          |
| 1(d)(i)   | cloudy / white / milky ;  | 1     |          |
| 1(d)(ii)  | <i>any one from</i> :<br>keep away from, flames / fire / Bunsen / burner ;<br>cover the container (to prevent evaporation) ;<br>(use in a) well-ventilated area / fume cupboard / AW ;<br>wear goggles ;                          | 1     |          |

| Question | Answer   | Marks | Guidance |
|----------|--|-------|----------|
| 2        | <p><b>1 independent variable</b><br/>different intensities of exercise / different exercises / exercise for different lengths of time ;</p> <p><b>2 dependent variable</b><br/>after / during, exercise measure, heart rate / pulse rate ;</p> <p><b>3 and 4 detail of method ;;</b></p> <ul style="list-style-type: none"> <li>• description of named exercise of different intensities</li> <li>• ensuring heart rate returns to resting rate</li> <li>• use of a heart rate monitor</li> </ul> <p><b>5, 6 and 7 constant variables ;;;</b></p> <ul style="list-style-type: none"> <li>• same speed / distance / time, of exercise</li> <li>• same age of people</li> <li>• same sex of people</li> <li>• same, person / fitness level / mass of person / height of person / BMI</li> <li>• same, place / time of day / temperature / weather</li> </ul> <p><b>8</b> at least three trials / two more repeats ;</p> <p><b>9</b> relevant safety precaution ;</p> | 6     |          |

| Question | Answer   | Marks    | Guidance   |
|----------|--|----------|--|
| 3(a)(i)  | single clear outline with no shading ;<br>width of drawing greater than 93 mm ;<br>detail <b>1</b> : 5 arms <b>and</b> enclosed shape in middle that doesn't touch the edges ;<br>detail <b>2</b> : indication of where colour changes on <b>all</b> limbs | <b>4</b> |  |
| 3(a)(ii) | length of line <b>PQ</b> : $93 \pm 1$ (mm) ;<br>290 ;;   | <b>3</b> | MP1 correct measurement of line <b>PQ</b><br>MP2 correct calculation i.e. $PQ \div 0.32$<br>MP3 correct rounding to two significant figures<br><b>ecf</b> from previous step |

| Question  | Answer  | Marks  | Guidance |                                   |             |            |                               |                           |            |                  |   |            |  |                            |            |                           |                           |            |                             |                |            |                             |                           |            |                                |   |                          |
|---|---|--|----------|-----------------------------------|-------------|------------|-------------------------------|---------------------------|------------|------------------|---|------------|--|----------------------------|------------|---------------------------|---------------------------|------------|-----------------------------|----------------|------------|-----------------------------|---------------------------|------------|--------------------------------|---|--------------------------|
| 3(a)(iii)   | <p><i>max two differences from:</i></p> <table border="1" data-bbox="338 284 1167 1059"> <thead> <tr> <th data-bbox="338 284 669 384">spiny starfish<br/>/ Figure 3.2</th> <th data-bbox="669 284 763 384"></th> <th data-bbox="763 284 1167 384">necklace starfish<br/>/ Figure 3.3</th> </tr> </thead> <tbody> <tr> <td data-bbox="338 384 669 451">spines / AW</td> <td data-bbox="669 384 763 451"><b>AND</b></td> <td data-bbox="763 384 1167 451">smooth / scales / no spines ;</td> </tr> <tr> <td data-bbox="338 451 669 518">light / bright, in centre</td> <td data-bbox="669 451 763 518"><b>AND</b></td> <td data-bbox="763 451 1167 518">dark in centre ;</td> </tr> <tr> <td data-bbox="338 518 669 692">has five, ossicles / AW, in the centre <b>or</b> has a central pentagon shape</td> <td data-bbox="669 518 763 692"><b>AND</b></td> <td data-bbox="763 518 1167 692">does not have five, ossicles / AW, in the centre <b>or</b> no central pentagon shape ;</td> </tr> <tr> <td data-bbox="338 692 669 793">no white ends to the limbs</td> <td data-bbox="669 692 763 793"><b>AND</b></td> <td data-bbox="763 692 1167 793">white ends to the limbs ;</td> </tr> <tr> <td data-bbox="338 793 669 892">more uniform shaped limbs</td> <td data-bbox="669 793 763 892"><b>AND</b></td> <td data-bbox="763 793 1167 892">less uniform shaped limbs ;</td> </tr> <tr> <td data-bbox="338 892 669 959">straight limbs</td> <td data-bbox="669 892 763 959"><b>AND</b></td> <td data-bbox="763 892 1167 959">bent / curved / AW, limbs ;</td> </tr> <tr> <td data-bbox="338 959 669 1059">lines going down the arms</td> <td data-bbox="669 959 763 1059"><b>AND</b></td> <td data-bbox="763 959 1167 1059">no lines going down the arms ;</td> </tr> </tbody> </table> <p><i>max one similarity from:</i><br/> <i>(both have)</i><br/>                     five, arms / AW ;<br/>                     circle in the middle ;<br/>                     dark arms / arms that are a different colour to the centre ;<br/>                     tapering limbs ;<br/>                     radial symmetry ;</p> | spiny starfish<br>/ Figure 3.2   |          | necklace starfish<br>/ Figure 3.3 | spines / AW | <b>AND</b> | smooth / scales / no spines ; | light / bright, in centre | <b>AND</b> | dark in centre ; | has five, ossicles / AW, in the centre <b>or</b> has a central pentagon shape | <b>AND</b> | does not have five, ossicles / AW, in the centre <b>or</b> no central pentagon shape ; | no white ends to the limbs | <b>AND</b> | white ends to the limbs ; | more uniform shaped limbs | <b>AND</b> | less uniform shaped limbs ; | straight limbs | <b>AND</b> | bent / curved / AW, limbs ; | lines going down the arms | <b>AND</b> | no lines going down the arms ; | 3 | one mark per correct row |
| spiny starfish<br>/ Figure 3.2  |   | necklace starfish<br>/ Figure 3.3  |          |                                   |             |            |                               |                           |            |                  |   |            |  |                            |            |                           |                           |            |                             |                |            |                             |                           |            |                                |   |                          |
| spines / AW   | <b>AND</b>  | smooth / scales / no spines ;  |          |                                   |             |            |                               |                           |            |                  |   |            |  |                            |            |                           |                           |            |                             |                |            |                             |                           |            |                                |   |                          |
| light / bright, in centre   | <b>AND</b>  | dark in centre ;   |          |                                   |             |            |                               |                           |            |                  |   |            |  |                            |            |                           |                           |            |                             |                |            |                             |                           |            |                                |   |                          |
| has five, ossicles / AW, in the centre <b>or</b> has a central pentagon shape | <b>AND</b>  | does not have five, ossicles / AW, in the centre <b>or</b> no central pentagon shape ; |          |                                   |             |            |                               |                           |            |                  |   |            |  |                            |            |                           |                           |            |                             |                |            |                             |                           |            |                                |   |                          |
| no white ends to the limbs  | <b>AND</b>  | white ends to the limbs ;  |          |                                   |             |            |                               |                           |            |                  |   |            |  |                            |            |                           |                           |            |                             |                |            |                             |                           |            |                                |   |                          |
| more uniform shaped limbs   | <b>AND</b>  | less uniform shaped limbs ;  |          |                                   |             |            |                               |                           |            |                  |   |            |  |                            |            |                           |                           |            |                             |                |            |                             |                           |            |                                |   |                          |
| straight limbs  | <b>AND</b>  | bent / curved / AW, limbs ;  |          |                                   |             |            |                               |                           |            |                  |   |            |  |                            |            |                           |                           |            |                             |                |            |                             |                           |            |                                |   |                          |
| lines going down the arms   | <b>AND</b>  | no lines going down the arms ;   |          |                                   |             |            |                               |                           |            |                  |   |            |  |                            |            |                           |                           |            |                             |                |            |                             |                           |            |                                |   |                          |

**PUBLISHED**

| Question  | Answer  | Marks    | Guidance   |
|-----------|---|----------|--|
| 3(b)(i)   | <i>any two from:</i><br>same region ;<br>same <u>size</u> of area / 20 m <sup>2</sup> , (sampled) ;<br>same day / same time of year / both in July / same date ;<br>depth measured at, same time of tide / high tide / when water at its highest ;  | <b>2</b> |  |
| 3(b)(ii)  | axes labelled with units ;<br><br>suitable linear scale on number of starfish axis <b>and</b> ranges given for depth axis <b>and</b> data occupies at least half the grid in both directions ;<br>five accurate plots $\pm$ half a small square ;<br>bars of equal width $\pm$ half a small square with <b>no gaps</b> between them ; | <b>4</b> | i.e. depth / m <b>and</b> number of starfish OR frequency density  |
| 3(b)(iii) | <u>10–19.9</u>  | <b>1</b> |  |
| 3(b)(iv)  | <i>total number of starfish photographed:</i> 3428 ;<br><i>percentage in the 0.0–9.9m range:</i> 10 (%) ;;  | <b>3</b> | MP1 correct total number of starfish<br>MP2 correct calculation to any number of decimal places e.g. $(337 \div 3428) \times 100 = 9.831$<br>MP3 correct rounding to a whole number<br><b>ecf</b> from previous step |