

Cambridge International AS & A Level

TAMIL**9689/32**

Paper 3 Essay

May/June 2025**MARK SCHEME**Maximum Mark: 40

Published

This mark scheme is published as an aid to teachers and candidates, to indicate the requirements of the examination. It shows the basis on which Examiners were instructed to award marks. It does not indicate the details of the discussions that took place at an Examiners' meeting before marking began, which would have considered the acceptability of alternative answers.

Mark schemes should be read in conjunction with the question paper and the Principal Examiner Report for Teachers.

Cambridge International will not enter into discussions about these mark schemes.

Cambridge International is publishing the mark schemes for the May/June 2025 series for most Cambridge IGCSE, Cambridge International A and AS Level components, and some Cambridge O Level components.

This document consists of **5** printed pages.

Generic Marking Principles

These general marking principles must be applied by all examiners when marking candidate answers. They should be applied alongside the specific content of the mark scheme or generic level descriptions for a question. Each question paper and mark scheme will also comply with these marking principles.

GENERIC MARKING PRINCIPLE 1:

Marks must be awarded in line with:

- the specific content of the mark scheme or the generic level descriptors for the question
- the specific skills defined in the mark scheme or in the generic level descriptors for the question
- the standard of response required by a candidate as exemplified by the standardisation scripts.

GENERIC MARKING PRINCIPLE 2:

Marks awarded are always **whole marks** (not half marks, or other fractions).

GENERIC MARKING PRINCIPLE 3:

Marks must be awarded **positively**:

- marks are awarded for correct/valid answers, as defined in the mark scheme. However, credit is given for valid answers which go beyond the scope of the syllabus and mark scheme, referring to your Team Leader as appropriate
- marks are awarded when candidates clearly demonstrate what they know and can do
- marks are not deducted for errors
- marks are not deducted for omissions
- answers should only be judged on the quality of spelling, punctuation and grammar when these features are specifically assessed by the question as indicated by the mark scheme. The meaning, however, should be unambiguous.

GENERIC MARKING PRINCIPLE 4:

Rules must be applied consistently, e.g. in situations where candidates have not followed instructions or in the application of generic level descriptors.

GENERIC MARKING PRINCIPLE 5:

Marks should be awarded using the full range of marks defined in the mark scheme for the question (however; the use of the full mark range may be limited according to the quality of the candidate responses seen).

GENERIC MARKING PRINCIPLE 6:

Marks awarded are based solely on the requirements as defined in the mark scheme. Marks should not be awarded with grade thresholds or grade descriptors in mind.










Annotations guidance for centres

Examiners use a system of annotations as a shorthand for communicating their marking decisions to one another. Examiners are trained during the standardisation process on how and when to use annotations. The purpose of annotations is to inform the standardisation and monitoring processes and guide the supervising examiners when they are checking the work of examiners within their team. The meaning of annotations and how they are used is specific to each component and is understood by all examiners who mark the component.

We publish annotations in our mark schemes to help centres understand the annotations they may see on copies of scripts. Note that there may not be a direct correlation between the number of annotations on a script and the mark awarded. Similarly, the use of an annotation may not be an indication of the quality of the response.

The annotations listed below were available to examiners marking this component in this series.

Annotations

Annotation	Meaning
	Credit for good language or content point
	Incorrect
	Omission
	Development, expansion of a point
	Grammatical, spelling or vocabulary error
	Repetition
	Irrelevant
	Meaning unclear or illegible
	Used to show that blank pages have been seen and any creditworthy material has been awarded
Highlighter	Highlight
On-page comment	Wrong question number given by candidate
Off-page comment	Used to make a holistic comment about the script

General Marking Instructions	
Question 1/2/3/4/5	<p>Check the script to see which question the candidate has answered and then select the correct row in the mark input box (<i>e.g. if the candidate has answered question 3, select 3L (and then 3C)</i>)</p> <p>Note: If a candidate has written down the wrong question number, e.g. they have clearly answered question 2, but have written question 5 on the script, place a '?' next to the question number. You must enter the mark against the question number that the candidate actually answered.</p> <p><u>Language marks</u> Select 1L or 2L or 3L or 4L or 5L, according to which question the candidate has answered. Enter a mark out of 24 in the mark input box for the question that the candidate has answered.</p> <p><u>Content marks</u> Select 1C or 2C or 3C or 4C or 5C, according to which question the candidate has answered. Enter a mark out of 16 in the mark input box for the question that the candidate has answered.</p> <p>After you have entered your marks for the question(s) that the candidate has answered, CLICK ON COMPLETE so that 'NR' can be populated automatically for the questions that the candidate has not answered.</p>
	<p><u>Relevance</u></p> <p>Only material relevant to the question should be awarded Language marks.</p> <p>If the candidate has written an essay which is a genuine attempt to answer the question, but has strayed from the focus of the essay title, it will normally lose Content marks, but will score for Language.</p> <p>If the candidate has presented an essay which is clearly irrelevant and does not attempt to answer the question, it should score 0 for Content and 0 for Language.</p>
<p>Rubric infringements:</p> <p>Candidates are told to answer one question from a choice of five. Sometimes a candidate will misread the rubric and will answer more than one question.</p> <p>Please mark all of the responses on each script. RM Assessor will automatically calculate the best mark that the candidate can achieve, within the acceptable rubric rules.</p>	
<p>Crossing out:</p> <p>(a) If a candidate changes his/her mind over an answer and crosses out an attempt, award a mark if the final attempt is correct.</p> <p>(b) If a candidate crosses out an answer <u>to a whole question</u> but makes no second attempt at it, mark the crossed out work. (Please note that a 'second attempt' could be a single word.)</p>	

Content (16 marks)	Language (24 marks)
14–16 Very good Detailed, clearly relevant and well illustrated; coherently argued and structured.	21–24 Very good Confident use of complex sentence patterns, generally accurate, extensive vocabulary, good sense of idiom.
11–13 Good Sound knowledge and generally relevant; some ability to develop argument and draw conclusions.	16–20 Good Generally sound grasp of grammar in spite of quite a few lapses; reads reasonably; some attempt at varied vocabulary.
7–10 Adequate Some knowledge, but not always relevant; a more limited capacity to argue.	10–15 Adequate A tendency to be simple, clumsy or laboured; some degree of accuracy; inappropriate use of idiom.
3–6 Poor Some attempt at argument, tends to be sketchy or unspecific; little attempt to structure an argument; major misunderstanding of question.	5–9 Poor Consistently simple or pedestrian sentence patterns with persistent errors; limited vocabulary.
0–2 Very poor Vague and general, ideas presented at random.	0–4 Very poor Only the simplest sentence patterns, little evidence of grammatical awareness, very limited vocabulary.