



**Cambridge Assessment International Education**  
Cambridge International Advanced Level

---

**DESIGN AND TECHNOLOGY**

**9705/31**

Paper 3

**October/November 2017**

MARK SCHEME

Maximum Mark: 120

---

**Published**

This mark scheme is published as an aid to teachers and candidates, to indicate the requirements of the examination. It shows the basis on which Examiners were instructed to award marks. It does not indicate the details of the discussions that took place at an Examiners' meeting before marking began, which would have considered the acceptability of alternative answers.

Mark schemes should be read in conjunction with the question paper and the Principal Examiner Report for Teachers.

Cambridge International will not enter into discussions about these mark schemes.

Cambridge International is publishing the mark schemes for the October/November 2017 series for most Cambridge IGCSE<sup>®</sup>, Cambridge International A and AS Level components and some Cambridge O Level components.

---

© IGCSE is a registered trademark.

This document consists of **8** printed pages.



## Section A

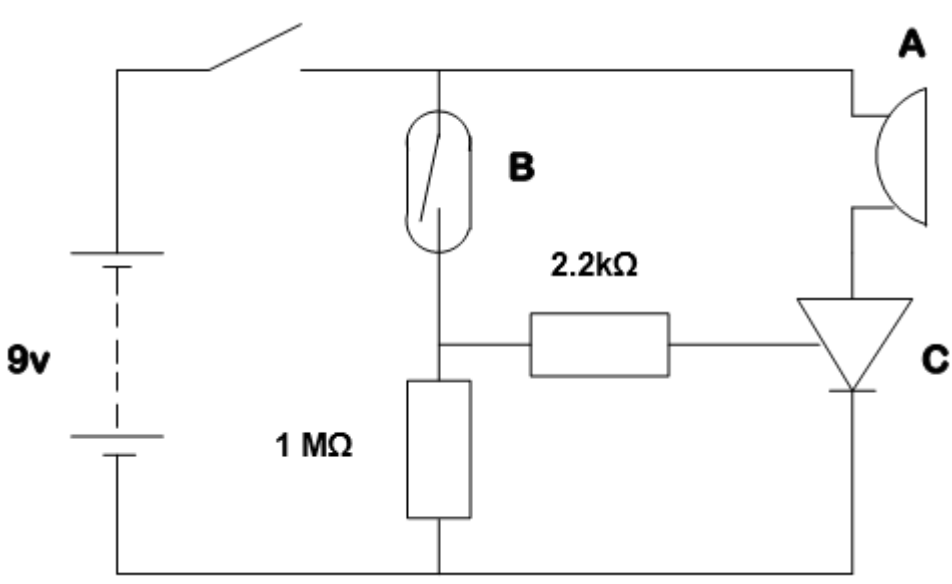
## Part A – Product Design

Question	Answer	Marks
1	<p>appropriate example</p> <p>2D modelling ; 3D modelling ; Mock up ; Scale prototype ;</p> <p>computer modelling, exploring shape, card exploring form, proportion scaled model of part/whole of concept, possibility usually final design model, can be tested</p> <p>for each; quality of explanation:</p> <ul style="list-style-type: none"> <li>– logical, structured</li> <li>– limited detail</li> </ul>	<p>1 × 4</p> <p>20</p> <p>3–4</p> <p>0–2</p> <p>4 × 4</p>

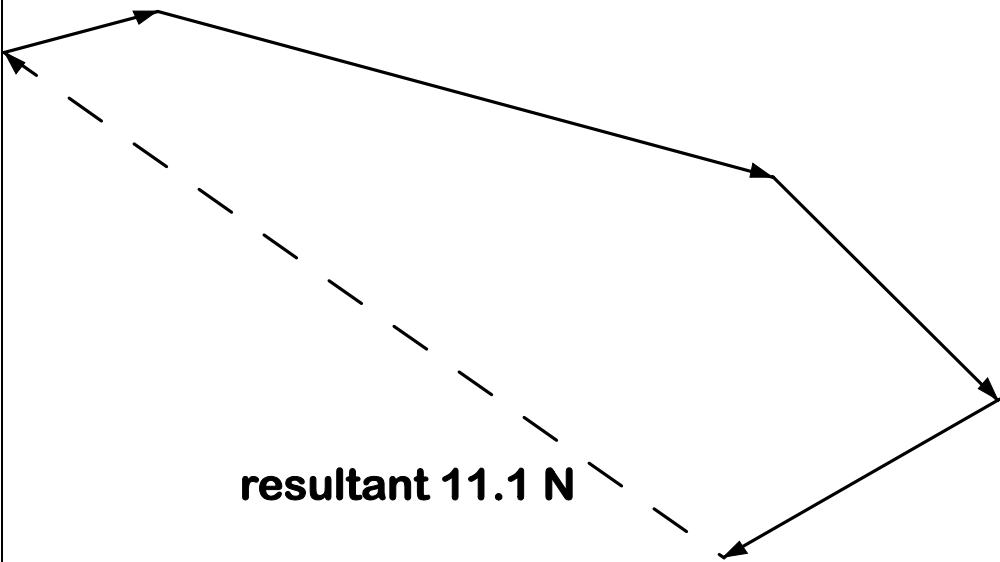
Question	Answer	Marks
2(a)	<p>suitable material:</p> <p>abs/polypropylene/HDPE appropriate hardwood e.g. beech</p> <p>Reason :</p> <ul style="list-style-type: none"> <li>– robust/take harsh treatment</li> <li>– can be assembled/formed to required shape</li> <li>– not split easy</li> <li>– take a good finish</li> </ul>	<p>1</p> <p>1 × 2</p> <p>3</p>
2(b)	<p>description to include:</p> <p>quality of description:</p> <ul style="list-style-type: none"> <li>– fully detailed</li> <li>– most stages</li> <li>– some detail,</li> </ul> <p>quality of sketches</p>	<p>6–8</p> <p>3–5</p> <p>0–2</p> <p>up to 2</p> <p>10</p>
2(c)	<p>explanation could include:</p> <ul style="list-style-type: none"> <li>– change in process;</li> <li>– change in materials;</li> <li>– use of jigs, formers, moulds;</li> <li>– simplification of design.</li> </ul> <p>quality of explanation:</p> <ul style="list-style-type: none"> <li>– logical, structured</li> <li>– limited detail,</li> </ul> <p>quality of sketches</p>	<p>3–5</p> <p>0–2</p> <p>up to 2</p> <p>7</p>



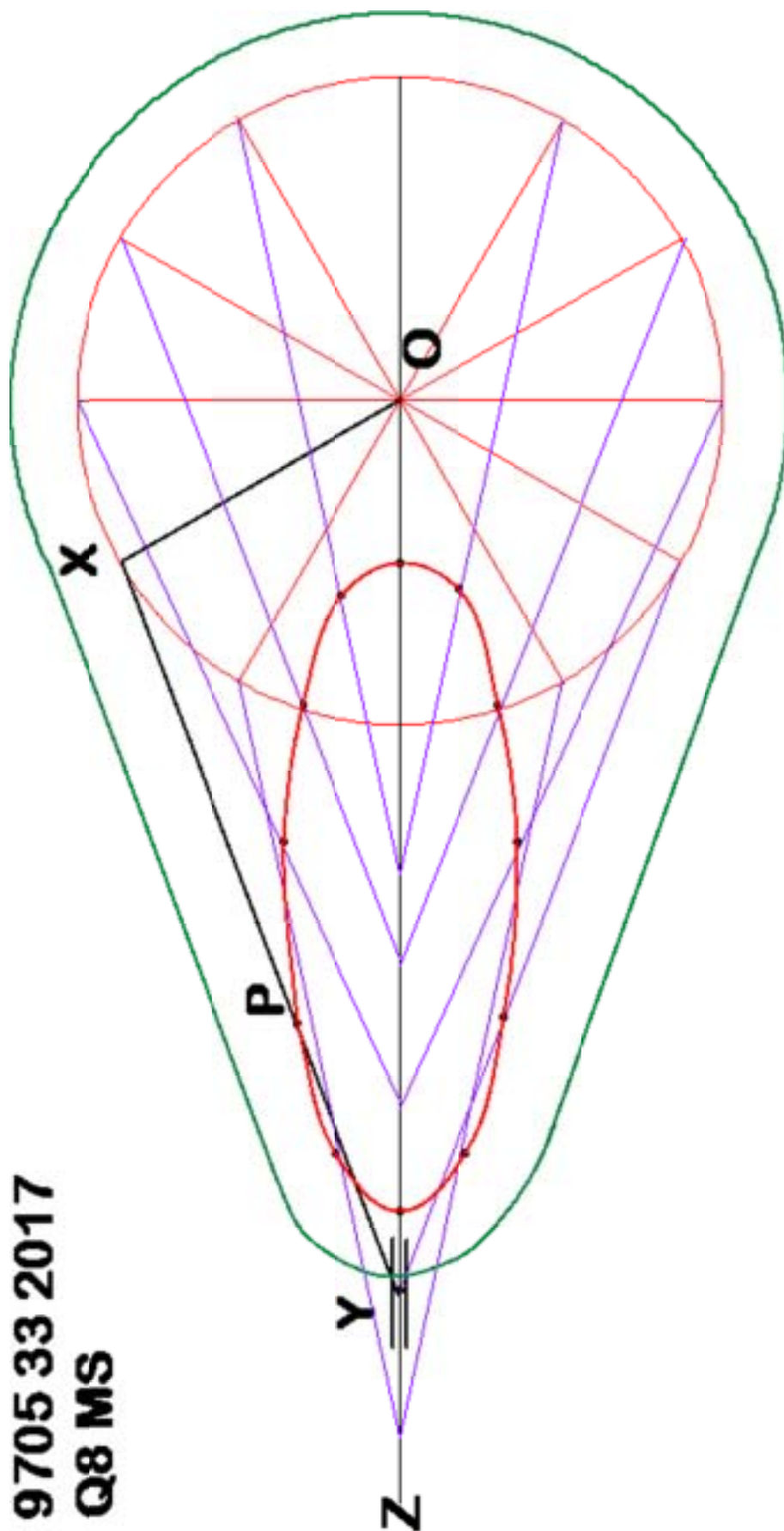
**Part B – Practical Technology**

Question	Answer	Marks
4(a)(i)	$P = VI$ $12 \times 2.4$ (1) 28.8 (1) Watts (1)	<b>3</b>
4(a)(ii)	Battery Mains supply Dynamo Photovoltaic Why used e.g. location, safety	1 × 2 1 × 2 <b>4</b>
4(b)(i)	<b>A</b> buzzer <b>B</b> reed switch <b>C</b> thyristor	1 × 3 <b>3</b>
4(b)(ii)	 <p>switch sets alarm (1)                      Alarm activated when reed switch closes (1) – magnet on door frame – (1)                      Current flows to gate leg of thyristor (1) causing it to switch on (1)                      Circuit complete (1) Buzzer sounds (1)                      Thyristor latching device – will stay on (1) until switched off by top switch.</p> <p>Clarity of communication (up to 2)</p>	<b>10</b>

Question	Answer	Marks
5	<p>Discussion could include:</p> <ul style="list-style-type: none"> <li>– computer functions in designing</li> <li>– accuracy, ability to change, share, forward to CAM</li> <li>– comment on creative capacity/response to quote</li> </ul> <p>examination of issues</p> <ul style="list-style-type: none"> <li>– wide range of relevant issues 5–9</li> <li>– limited range 0–4</li> </ul> <p>quality of explanation</p> <ul style="list-style-type: none"> <li>– logical, structured 4–7</li> <li>– limited detail, 0–3</li> </ul> <p>supporting examples/evidence</p> <ul style="list-style-type: none"> <li>– specific programmes/usage</li> <li>– specific use architecture/engineering</li> </ul>	20

Question	Answer	Marks
6(a)	 <p>Direction and magnitude 3</p> <p>Resultant 1</p>	4
6(b)	<p>RL 4,2 N 1</p> <p>RR 5.8 N 1</p>	2
6(c)	<p>correct notation 1</p> <p>Load diagram 3</p> <p>Transfer to main diagram 3</p> <p>Strut/ties 4</p> <p>Accuracy 3</p>	14





9705 33 2017  
Q8 MS

## Section B

Question	Answer	Marks
	<p><b>Analysis</b></p> <p>Analysis of the given situation/problem. 0–5</p> <p><b>Specification</b></p> <p>Detailed written specification of the design requirements. At least five specification points other than those given in the question 0–5</p> <p><b>Exploration</b></p> <p>Bold sketches and brief notes to show exploration of ideas for a design solution, with reasons for selection.</p> <ul style="list-style-type: none"> <li>– range of ideas 0–5</li> <li>– annotation related to specification 0–5</li> <li>– marketability, innovation 0–5</li> <li>– evaluation of ideas, selection leading to development 0–5</li> <li>– communication 0–5</li> </ul> <p><b>Development</b></p> <p>Bold sketches and notes showing the development, reasoning and composition of ideas into a single design proposal. Details of materials, constructional and other relevant technical details.</p> <ul style="list-style-type: none"> <li>– developments 0–5</li> <li>– reasoning 0–5</li> <li>– materials 0–3</li> <li>– constructional detail 0–7</li> <li>– communication 0–5</li> </ul> <p><b>Proposed solution</b></p> <p>Produce drawing/s of an appropriate kind to show the complete solution.</p> <ul style="list-style-type: none"> <li>– proposed solution 0–10</li> <li>– details/dimensions 0–5</li> </ul> <p><b>Evaluation</b></p> <p>Written evaluation of the final design solution. 0–5</p>	<b>80</b>