



# Cambridge International AS & A Level

---

**PHYSICS****9702/33**

Paper 3 Advanced Practical Skills 1

**May/June 2021**

CONFIDENTIAL INSTRUCTIONS

**This document gives details of how to prepare for and administer the practical exam.**

**The information in this document and the identity of any materials supplied by Cambridge International are confidential and must NOT reach candidates either directly or indirectly.**

**The supervisor must complete the report at the end of this document and return it with the scripts.**

---

**INSTRUCTIONS**

- If you have any queries regarding these confidential instructions, contact Cambridge International stating the centre number, the syllabus and component number and the nature of the query.  
email      [info@cambridgeinternational.org](mailto:info@cambridgeinternational.org)  
phone      +44 1223 553554

---

This document has **8** pages.

## General information about practical exams

Centres must follow the guidance on science practical exams given in the *Cambridge Handbook*.

### Safety

Supervisors must follow national and local regulations relating to safety and first aid.

Only those procedures described in the question paper should be attempted.

Supervisors must inform candidates that materials and apparatus used in the exam should be treated with caution. Suitable eye protection should be used where necessary.

### Before the exam

- The packets containing the question papers must **not** be opened before the exam.
- It is assumed that standard school laboratory facilities, as indicated in the *Guide to Planning Practical Science*, will be available.
- Spare materials and apparatus for the tasks set must be available for candidates, if required.

### During the exam

- It must be made clear to candidates at the start of the exam that they may request spare materials and apparatus for the tasks set.
- Where specified, the supervisor **must** perform the experiments and record the results as instructed. This must be done **out of sight** of the candidates, using the same materials and apparatus as the candidates.
- Any assistance provided to candidates must be recorded in the supervisor's report.
- If any materials or apparatus need to be replaced, for example, in the event of breakage or loss, this must be recorded in the supervisor's report.

### After the exam

- The supervisor must complete a report for each practical session held and each laboratory used.
- Each packet of scripts returned to Cambridge International must contain the following items:
  - the scripts of the candidates specified on the bar code label provided
  - the supervisor's results relevant to these candidates
  - the supervisor's reports relevant to these candidates
  - seating plans for each practical session, referring to each candidate by candidate number
  - the attendance register.

## Specific information for this practical exam

The supervisor must be a teacher of physics or other competent physicist who is familiar with the requirements of this syllabus. During the exam, the supervisor (**not** the invigilator) should obtain a sample set of numerical results by following the relevant steps in the question paper. The results should be clearly labelled 'supervisor's results' and recorded on the supervisor's report or on a spare copy of the question paper.

### Organisation of the exam

- The number of sets of apparatus provided for each experiment should be  $\frac{1}{2}N$ , where  $N$  is the number of candidates taking the exam.
- Candidates must **not** be provided with any additional apparatus beyond that specified in these instructions.
- Candidates should be allowed access to the apparatus for each experiment for one hour only.
- After spending one hour on one experiment, candidates should change over to the other experiment.
- The order in which a candidate attempts the two experiments is immaterial.

### Assistance to candidates

- Candidates should be informed that, if they find themselves in real difficulty, they may ask the supervisor for practical assistance, but that the extent of this assistance will be reported to the examiner, who may not award full credit for the relevant skills.
- Assistance should only be given when it is asked for by a candidate or where apparatus is seen to have developed a fault.
- Assistance should be restricted to enabling candidates to make observations and measurements. Observations and measurements must **not** be made for candidates, and no help should be given with data analysis or evaluation.
- In cases of faulty apparatus that prevent the required measurements from being taken, the supervisor should allow extra time to give the candidate a fair opportunity to perform the experiment as if the fault had not been present.
- Any assistance or extra time given to candidates must be recorded in the supervisor's report.

**Materials and apparatus for Question 1 (per set of apparatus unless otherwise specified)**

- 1.5 V d.c. power supply (e.g. 1.5 V dry cell with terminals).
- Digital ammeter set to the range 0–200 mA reading to the nearest 0.1 mA. If a digital multimeter is used, the range should be fixed and any unused terminals should be covered.
- Metre rule with a millimetre scale.
- 80 cm length of 34 swg (diameter 0.23 mm) nichrome wire. See Note 1.
- 80 cm length of 34 swg (diameter 0.23 mm) constantan wire. See Note 2.
- Four nails each of approximate diameter 2 mm and approximate length 2 cm.
- Two wooden strips each of length 70 cm and approximate cross-section 12 mm × 4 mm. See Note 3.
- Six connecting leads.
- Four crocodile clips. See Note 4.
- Switch.

**Notes**

- 1 If this wire (34 swg nichrome) is not available, other resistance wire of approximate resistance  $25 \Omega \text{ m}^{-1}$  may be used.
- 2 If this wire (34 swg constantan) is not available, other resistance wire of approximate resistance  $10 \Omega \text{ m}^{-1}$  may be used.

- 3 Two nails should be hammered into each of the wooden strips a distance of 65 cm apart, as shown in Fig. 1.1.

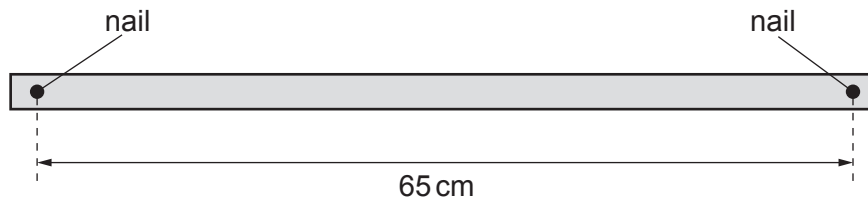


Fig. 1.1

One of the wooden strips should have the nichrome wire (or other wire as described in Note 1) soldered to the nails as shown in Fig. 1.2. Remove any excess wire.



Fig. 1.2

This wooden strip should be labelled A.

The other wooden strip should have the constantan wire (or other wire as described in Note 2) soldered to the nails and be labelled B. Remove any excess wire.

- 4 The jaws of the crocodile clips should be cleaned so that they make a good electrical contact with the resistance wires.
- 5 The apparatus should be laid out on the bench. If the apparatus is to be used by another candidate, then it should be dismantled and restored to its original state.

Permission to reproduce items where third-party owned material protected by copyright is included has been sought and cleared where possible. Every reasonable effort has been made by the publisher (UCLES) to trace copyright holders, but if any items requiring clearance have unwittingly been included, the publisher will be pleased to make amends at the earliest possible opportunity.

To avoid the issue of disclosure of answer-related information to candidates, all copyright acknowledgements are reproduced online in the Cambridge Assessment International Education Copyright Acknowledgements Booklet. This is produced for each series of examinations and is freely available to download at [www.cambridgeinternational.org](http://www.cambridgeinternational.org) after the live examination series.

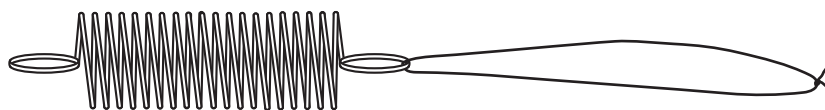
Cambridge Assessment International Education is part of the Cambridge Assessment Group. Cambridge Assessment is the brand name of the University of Cambridge Local Examinations Syndicate (UCLES), which itself is a department of the University of Cambridge.

**Materials and apparatus for Question 2 (per set of apparatus unless otherwise specified)**

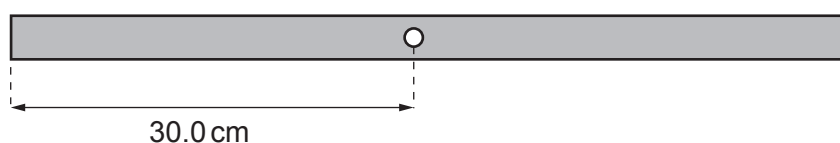
- Stand of height at least 60 cm.
- Two bosses.
- Expendable spring with approximate outside diameter 15 mm, approximate coiled length 20 mm and approximate spring constant  $25 \text{ N m}^{-1}$  (e.g. Philip Harris product code B8G87194). See Note 1.
- Thin string. See Note 1.
- Stop-watch reading to 0.1 s or better.
- Metre rule with a millimetre scale.
- Sphere of adhesive putty (e.g. Blu-Tack) of mass 1 g.
- Wooden strip with length 60.0 cm and approximate cross-section 12 mm  $\times$  4 mm. See Note 2.
- Wooden rod with length 30 cm and diameter 1 cm.
- Flat-headed nail of approximate diameter 2 mm and approximate length 5 cm. It must be possible to hold the nail securely in one of the bosses.
- Two 100 g slotted masses with their mass values clearly shown.
- Two 50 g slotted masses with their mass values clearly shown.
- Small container for the adhesive putty.

**Notes**

- 1 A string loop of approximate circumference 20 cm should be attached to the spring as shown in Fig. 2.1.

**Fig. 2.1**

- 2 Use a 3 mm drill to drill a hole through the centre of the widest face of the wooden strip as shown in Fig. 2.2.

**Fig. 2.2**

- 3 The apparatus should be laid out on the bench. If the apparatus is to be used by another candidate, then it should be dismantled and restored to its original state. The adhesive putty should be removed from the apparatus and returned to the small container in a spherical shape.

**Supervisor's report**

Syllabus and component number

				/		
--	--	--	--	---	--	--

Centre number

--	--	--	--	--

Centre name .....

Time of the practical session .....

Laboratory name/number .....

**Give details of any difficulties experienced by the centre or by candidates (include the relevant candidate names and candidate numbers).**

You must include:

- any difficulties experienced by the centre in the preparation of materials
- any difficulties experienced by candidates, e.g. due to faulty materials or apparatus
- any specific assistance given to candidates.

**Declaration**

- 1 Each packet that I am returning to Cambridge International contains all of the following items:
  - the scripts of the candidates specified on the bar code label provided
  - the supervisor's results relevant to these candidates
  - the supervisor's reports relevant to these candidates
  - seating plans for each practical session, referring to each candidate by candidate number
  - the attendance register.
- 2 Where the practical exam has taken place in more than one practical session, I have clearly labelled the supervisor's results, supervisor's reports and seating plans with the time and laboratory name/number for each practical session.
- 3 I have included details of difficulties relating to each practical session experienced by the centre or by candidates.
- 4 I have reported any other adverse circumstances affecting candidates, e.g. illness, bereavement or temporary injury, directly to Cambridge International on a *special consideration form*.

Signed ..... (supervisor)

Name (in block capitals) .....