

# Cambridge IGCSE™

---

**CHINESE AS A SECOND LANGUAGE****0523/02**

Paper 2 Listening

**May/June 2025**

MARK SCHEME

Maximum Mark: 30

---

**Published**

This mark scheme is published as an aid to teachers and candidates, to indicate the requirements of the examination. It shows the basis on which Examiners were instructed to award marks. It does not indicate the details of the discussions that took place at an Examiners' meeting before marking began, which would have considered the acceptability of alternative answers.

Mark schemes should be read in conjunction with the question paper and the Principal Examiner Report for Teachers.

Cambridge International will not enter into discussions about these mark schemes.

Cambridge International is publishing the mark schemes for the May/June 2025 series for most Cambridge IGCSE, Cambridge International A and AS Level components, and some Cambridge O Level components.

---

This document consists of **19** printed pages.

**PUBLISHED****Generic Marking Principles**

These general marking principles must be applied by all examiners when marking candidate answers. They should be applied alongside the specific content of the mark scheme or generic level descriptions for a question. Each question paper and mark scheme will also comply with these marking principles.

**GENERIC MARKING PRINCIPLE 1:**

Marks must be awarded in line with:

- the specific content of the mark scheme or the generic level descriptors for the question
- the specific skills defined in the mark scheme or in the generic level descriptors for the question
- the standard of response required by a candidate as exemplified by the standardisation scripts.

**GENERIC MARKING PRINCIPLE 2:**

Marks awarded are always **whole marks** (not half marks, or other fractions).

**GENERIC MARKING PRINCIPLE 3:**

Marks must be awarded **positively**:

- marks are awarded for correct/valid answers, as defined in the mark scheme. However, credit is given for valid answers which go beyond the scope of the syllabus and mark scheme, referring to your Team Leader as appropriate
- marks are awarded when candidates clearly demonstrate what they know and can do
- marks are not deducted for errors
- marks are not deducted for omissions
- answers should only be judged on the quality of spelling, punctuation and grammar when these features are specifically assessed by the question as indicated by the mark scheme. The meaning, however, should be unambiguous.

**GENERIC MARKING PRINCIPLE 4:**

Rules must be applied consistently, e.g. in situations where candidates have not followed instructions or in the application of generic level descriptors.

**GENERIC MARKING PRINCIPLE 5:**

Marks should be awarded using the full range of marks defined in the mark scheme for the question (however; the use of the full mark range may be limited according to the quality of the candidate responses seen).

**GENERIC MARKING PRINCIPLE 6:**

Marks awarded are based solely on the requirements as defined in the mark scheme. Marks should not be awarded with grade thresholds or grade descriptors in mind.










**Annotations guidance for centres**

Examiners use a system of annotations as a shorthand for communicating their marking decisions to one another. Examiners are trained during the standardisation process on how and when to use annotations. The purpose of annotations is to inform the standardisation and monitoring processes and guide the supervising examiners when they are checking the work of examiners within their team. The meaning of annotations and how they are used is specific to each component and is understood by all examiners who mark the component.

We publish annotations in our mark schemes to help centres understand the annotations they may see on copies of scripts. Note that there may not be a direct correlation between the number of annotations on a script and the mark awarded. Similarly, the use of an annotation may not be an indication of the quality of the response.

The annotations listed below were available to examiners marking this component in this series.

**Annotations**

<b>Annotation</b>	<b>Meaning</b>
	Credit for good language or content point
	Incorrect
	Omission
	Meaning unclear or illegible
	If the examiner considers the answer to be more correct than incorrect, then 'benefit of doubt' is given.
	If the examiner considers the answer to be more incorrect than correct, then ' <b>no</b> benefit of the doubt' is given.
	Harmless addition: used if the candidate extends their answer, without contradicting or invalidating the response.
	Repetition
	Invalidate: used if the candidate includes material in their answer which contradicts the correct answer, and therefore invalidates their response.

<b>Annotation</b>	<b>Meaning</b>
<b>SEEN</b>	Used to show that blank pages have been seen and any creditworthy material has been awarded
Highlighter	Highlight
On-page comment	Wrong question number given by candidate
Off-Page Comment	Used to make a holistic comment about the script

## **The Standardisation process**

### **Before the Standardisation Team Meeting (STM)**

As scripts arrive in Cambridge from Centres they will be sent to a scanning bureau so that they can be made available in RMA<sup>3</sup>. Scripts should be available in RMA<sup>3</sup> 9 working days after the date when the paper was taken by candidates. At this point, Examiners will be able to start 'browsing' and/or provisional marking.

#### **1 'Browsing' (for Assistant Examiners who are not attending an STM)**

- 2 If you are an Assistant Examiner who is not attending a Standardisation Team Meeting, 'browsing' involves you looking at (but not marking) scripts in RMA<sup>3</sup> and then submitting your queries about answers not covered by the Provisional Mark Scheme. The Standardisation Team will take your queries into account when they finalise the Mark Scheme. Your input is important because a comprehensive Mark Scheme will result in more reliable marking. Instructions on how to 'browse' are provided in the RMA<sup>3</sup> user guide.

#### **3 The Standardisation Team Meeting**

- 4 The Standardisation Team meets to finalise the Mark Scheme and agree the marks for those scripts that will be used to standardise the marking team (Practice and Standardisation scripts) and monitor the marking (Seeding scripts).

### **The Final Mark Scheme**

The Final Mark Scheme will be made available on the RM Support Portal after the STM Meeting but it can take a couple of days to appear there. It will also be circulated by email. Once you receive the Final Mark Scheme you will be able to start work on the Practice and Standardisation scripts (see the RMA<sup>3</sup> user guide for details). You must not start work on your Practice scripts until you have received the Final Mark Scheme.

### **Practice Scripts**

(used if there are assistant examiners not attending the STM or a face-to-face coordination)

- 1 You will be sent by email a copy of the Final Mark Scheme as soon as possible after the STM meeting.  
Please ensure you destroy all copies of the provisional mark scheme and use only the Final Mark Scheme for all your marking.
- 2 The first time you go into RM Assessor and download scripts, these will be the Practice Scripts.
- 3 You should annotate and mark the Practice Scripts and then check the agreed 'Definitive' marks. Where your mark does not agree, look at the comments provided and make sure you understand why the mark has been awarded or not.
- 4 When you have finished, you have to 'submit' them, and they move to your 'Closed' list, so that you can refer to them again if you wish. (No one else sees what you have done on these.)

**Standardisation scripts**

Download your Standardisation scripts. (These are the equivalent of a co-ordination sample.) You should mark them carefully according to the Final Mark Scheme and guidance provided. Your Principal Examiner (PE) or TL will check your marking of the standardisation scripts and will provide feedback. If the PE/TL is satisfied with your marking, you will be authorised to start live marking. Alternatively, you may be asked to mark further standardisation scripts.

**You must complete the standardisation process before beginning your live marking for the component.**

**Seeding scripts**

Seeding scripts enable your PE/TL to monitor your marking throughout the marking period. During the course of marking, according to a pre-determined rate of frequency, you will receive regular seeded scripts to mark. These scripts will already have been given a definitive mark by a Standardisation Team. Your PE/TL will be able to check your marking against the definitive marks for the script and s/he may provide feedback to you.

**Additional objects**

Occasionally you may come across a script with an 'additional object' attached to it. You **must** read all of the 'additional object' as well as the question paper booklet to ensure that the entire candidate response has been seen and marked. Where you consider an answer is incomplete, please look for any additional writing on facing pages and on blank pages.

**Blank pages**

Using the annotation tool, you **must** place the SEEN stamp on each blank page included at the end of the script to confirm that all pages of the booklet have been read and any additional material there has been noted (and marked where appropriate).

**General Marking Notes**

Standardisation scripts: to be marked **and submitted** in the next 2 or 3 days. Your Team Leader will get in touch by phone or RM Assessor messaging system to provide feedback. Although you will be able to download about 20 live scripts once you have submitted your Standardisation scripts, **you will not be able to submit marks for these scripts or download further scripts until your Team Leader has approved your marking.**

Batch 1: 40% of your scripts to be marked by the date stipulated.

Batch 2: all scripts to be marked by the date stipulated.

**Target: you will be set a target number of scripts to mark in RMA<sup>3</sup>. If a large Centre withdraws or there are absentees, you may not be able to reach your target.**

**ORGANISING YOUR WORK**

Once the marking 'for real' starts, RMA<sup>3</sup> depends on your Team Leader being able to constantly monitor your marking and feed back to you about marking errors and misinterpretations of the Mark Scheme so that you can take corrective action. You should aim to mark some scripts every day or every couple of days. One aspect of the Team Leader's job is to monitor the progress of your marking and s/he will be concerned if there is no activity and will contact you about it. You should therefore keep your Team Leader informed if for any reason you will not be marking for a few days.

**THE GRACE PERIOD**

- 1 When you mark and submit a script, it moves to your Closed list, but (apart from Seeding scripts), you have a Grace period of 5 DAYS in which you can change the marks and/or annotations on it. Scripts you can still change have 'Pending' at the far right-hand end.
- 2 If as a result of any of the Standardisation/checking procedures above, you are asked to change a mark, or from any other message from the PE or your TL, or you suddenly realise yourself that you have been marking a question wrongly, you are expected to go back and change any relevant scripts that are still within the Grace period. (This is much easier and quicker to do in RM Assessor than on paper.)
- 3 It is possible to ask CIE to change a mark on a script that is beyond the Grace period, but before doing so you must consult your TL.



**General Marking Principles**

**It is not possible to list all acceptable alternatives in the Detailed Mark Scheme. You will need to consider all alternative answers and unexpected approaches in candidates' scripts, make a decision on whether they communicate the required elements, in consultation with your Team Leader if necessary (or with your Product Manager if you are a single Examiner), and award marks accordingly.**

The following marking principles underpin the detailed instructions provided in the Mark Scheme.

**Crossing out:**

<b>(a)</b>	If a candidate changes his/her mind over an answer and crosses out an attempt, award a mark if the final attempt is correct.
<b>(b)</b>	If a candidate crosses out an answer <u>to a whole question</u> but makes no second attempt at it, mark the crossed out work.

**More than the stipulated number of boxes ticked/crossed by the candidate:**

<b>(a)</b>	If more than one attempt is visible, but the candidate has clearly indicated which attempt is his/her final answer (e.g. by crossing out other attempts or by annotating the script in some way), mark in the usual way.
<b>(b)</b>	If two attempts are visible (e.g. 2 boxes ticked instead of the 1 box stipulated), and neither has been crossed out/discounted by the candidate, no mark can be awarded.

**No response and '0' marks**

- There is a NR (No Response) option in **RMA**<sup>3</sup>.

**Award NR (No Response):**

If there is nothing written at all in the answer space or

If there is only a comment which does not in any way relate to the question being asked (e.g. 'can't do' or 'don't know') or

If there is only a mark which isn't an attempt at the question (e.g. a dash, a question mark).

**Award 0:**

If there is any attempt that earns no credit. This could, for example, include the candidate copying all or some of the question, or any working that does not earn any marks, whether crossed out or not.

**USE OF PINYIN AND USE OF TONES**

Examiners are looking to see that candidates have communicated in their answers that they have understood what they have heard and can answer the given question. If a candidate has chosen to write their answers to the Listening component in pinyin instead of Chinese characters, there is no requirement for them to use tones on the pinyin, and the spelling of the pinyin does not have to conform to the standard spelling rules. However, the answer must be completely unambiguous within the context.

**Wrong choice of character**

If a candidate has written an incorrect character in their response, please consider the following:

- Does the incorrect character have the same pinyin (or sound)? Accept homophone characters (接受同音形近字) as long as they do not communicate something different or interfere with the meaning of the answer given.
- Does the incorrect character have different pinyin (or sound)? In this case, consider whether the incorrect character communicates the required elements or not, if so, award the mark.
- Miswritten characters (错字): if a candidate has written a character inaccurately (e.g. missing stroke, additional or misplaced stroke) award the mark if it is still recognisable / alike enough to the intended character.

This component tests the following Assessment Objectives:

**AO3: Listening**

- L1 identify and select relevant information
- L2 understand ideas, opinions and attitudes
- L3 show understanding of the connections between ideas, opinions and attitudes
- L4 understand what is implied but not directly stated, e.g. speaker's intention or feelings, guided by the speaker's tone of voice

**Detailed Mark Scheme**

Examiners must remember that quality of language is not being assessed in this component. The focus is on communication. Therefore, answers which are not 100% grammatically accurate can still be accepted as long as the answer communicates understanding of what the candidate has heard and answers the question.

Question	Answer	Marks	Guidance
<b>Exercise 1</b> <i>Characters in brackets are not key words, so these do not have to be included in a response to award the mark.</i>			
1	<b>Simplified</b>	<b>1</b>	
	爬山		
2	<b>Simplified</b>	<b>1</b>	
	西南（地区）		
3	<b>Simplified</b>	<b>1</b>	
	手语		
4	<b>Simplified</b>	<b>1</b>	NBOD: any wrong radicals of 讶 Reject: 不相信, 惊奇
	惊讶/出乎意料/不敢相信/不可思议/不可置信/震惊/吃惊/意外		

Question	Answer		Marks	Guidance
5	<b>Simplified</b>	<b>Traditional</b>	1	
	有点贵/不便宜/超出预算	有點貴/不便宜/超出預算		
6	<b>Simplified</b>	<b>Traditional</b>	1	BOD: 谦虚 Reject: 低调
	谦虚/不够自信	謙虛/不夠自信		

Question	Answer		Marks	Guidance
<b>Exercise 2</b>				
<i>Characters in brackets are not key words, so these do not have to be included in a response to award the mark.</i>				
7(a)	<b>Simplified</b>	<b>Traditional</b>	1	
	流行词/流行语	流行词/流行語		
7(b)	<b>Simplified</b>	<b>Traditional</b>	1	BOD: 贬意
	贬义/不好	貶義/不好		
7(c)	<b>Simplified</b>	<b>Traditional</b>	1	Reject: 不好/错的
	过时/陈旧	過時/陳舊		
7(d)	<b>Simplified</b>	<b>Traditional</b>	1	
	头饰	頭飾		
7(e)	<b>Simplified</b>	<b>Traditional</b>	1	
	轻松/放松	輕鬆/放鬆		
7(f)	<b>Simplified</b>	<b>Traditional</b>	1	
	节约时间/节省时间/省去挑选礼物的时间	節約時間/節省时间/省去挑選禮物的時間		

Question	Answer		Marks	Guidance
7(g)	<b>Simplified</b>	<b>Traditional</b>	1	Reject: 交易/交流
	交換	交換		
7(h)	<b>Simplified</b>	<b>Traditional</b>	1	
	方言	方言		



Question	Answer		Marks	Guidance
<b>Exercise 3</b>				
<i>Characters in brackets are not key words, so these do not have to be included in a response to award the mark.</i>				
8(a)	<b>Simplified</b>	<b>Traditional</b>	1	BOD: zuan ye / juan ye
	专业	專業		
8(b)	<b>Simplified</b>	<b>Traditional</b>	1	NBOD: 烦恼
	烦恼	煩惱		
8(c)	<b>Simplified</b>	<b>Traditional</b>	1	
	没有空调/没有冷气	冇冷氣/冇空調		
8(d)	<b>Simplified</b>	<b>Traditional</b>	1	BOD: 轻凉 NBOD: any wrong radicals of 凉
	(阵阵) 清凉	(陣陣) 清涼		
8(e)	<b>Simplified</b>	<b>Traditional</b>	1	Reject: 不传统 NBOD: any wrong radicals of 胆
	大胆/打破传统	大膽/打破傳統		
8(f)	<b>Simplified</b>	<b>Traditional</b>	1	Reject: 退休 NBOD: tiu xiu
	退休	退休		

Question	Answer		Marks	Guidance
8(g)	<b>Simplified</b>	<b>Traditional</b>	1	
	翻译	翻譯		
8(h)	<b>Simplified</b>	<b>Traditional</b>	1	
	小城	小城		

Question	Answer	Marks	Guidance
<b>Exercise 4</b>			
9(a)	B	1	
9(b)	C	1	
9(c)	B	1	
9(d)	A	1	
9(e)	B	1	
9(f)	B	1	
9(g)	A	1	
9(h)	C	1	