

UNIVERSITY OF CAMBRIDGE INTERNATIONAL EXAMINATIONS
International General Certificate of Secondary Education

MARK SCHEME for the May/June 2008 question paper

0445 DESIGN AND TECHNOLOGY

0445/03

Paper 3 (Resistant Materials), maximum raw mark 50

This mark scheme is published as an aid to teachers and candidates, to indicate the requirements of the examination. It shows the basis on which Examiners were instructed to award marks. It does not indicate the details of the discussions that took place at an Examiners' meeting before marking began.

All Examiners are instructed that alternative correct answers and unexpected approaches in candidates' scripts must be given marks that fairly reflect the relevant knowledge and skills demonstrated.

Mark schemes must be read in conjunction with the question papers and the report on the examination.

- CIE will not enter into discussions or correspondence in connection with these mark schemes.

CIE is publishing the mark schemes for the May/June 2008 question papers for most IGCSE, GCE Advanced Level and Advanced Subsidiary Level syllabuses and some Ordinary Level syllabuses.

Page 2	Mark Scheme	Syllabus
	IGCSE – May/June 2008	0445

- 1 (a) Marking gauge. [1]
- (b) Jack or trying plane. [accept plane only] [1]
- (c) Rule or straight edge. [1]

2

Item	Finish	Reason
Saucepan	PTFE (Teflon)	Non-stick
Bucket, watering can, bin, gate, nails, screws, bolts, chains	Galvanised	Prevents rust
Copper jewellery	Clear lacquer, "Ercolene", enamel	Hard, colourful and protective

[3]

3 Clear acrylic rod joined by means of Tensol, acrylic cement, plastic cement. [1]

4 One benefit includes: no need to clamp / immediate joint. [1]

- 5 Above datum = 10 mm [1]
- Below datum = 0.5 mm [1]
- Highest line on thimble below datum = 0.16 [1]
- Reading = 10.66 [3]

6 Quality and accuracy of correct joint. (0–3) [3]

7 Wing nut can be tightened by hand without use of spanner, easier to undo. [1]

Hexagonal nut can have great pressure applied using a spanner, can be screwed on tight. [1]




8 (a) Advantage of spray: more consistent / smoother finish / no brush strokes, covers wider area, no hairs from brush. [1]

(b) Safety precaution: well ventilated room / face mask / goggles. [1]

9 Bevel-edge chisel. [1]

Page 3	Mark Scheme	Syllabus
	IGCSE – May/June 2008	0445

10

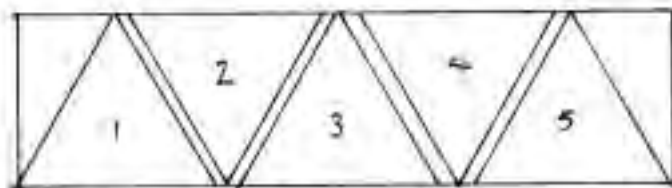
Plastic product	Process	Material
 cap off a toothpaste tube	Injection moulding	ABS polypropylene HDPE cellulose acetate
 egg carton	Vacuum forming	polythene polystyrene
 lemonade bottle	Blow moulding	HDPE

[6]

- 11 (a) Two advantages include: self finished, colour inherent, attractive. (1) [1]
- (b) Two benefits include: speed, accuracy, saves space, saves material. (1) [1]
- (c) (i) Locate jig to shelf. (1)
 Position for holes located/drilled. (1)
 Secure while drilling. (1) [3]
- (ii) Safety feature must relate to use of the jig. [1]
 Award feature even if jig is inappropriate.

Page 4	Mark Scheme	Syllabus
	IGCSE – May/June 2008	0445

(d) (i)



Tessellating shapes. (1)

Waste between shapes. (1)

Accuracy/proportion. (0–2)

[4]

(ii) Chinagraph pencil mark can be erased, scribe makes a scratch in surface. (1)

[1]

(iii) Method of holding: vice, G cramp, bench hook. (1)

Correctly named saw: vibro, Hegner, tenon, coping, hacksaw. (1)

Accuracy/quality of answer. (0–2)

[4]

(iv) 4 stages include: draw filing, scraper, wet and dry paper, polishing compound/wheel. (4x1)

[4]

(e) Use of 'spacer' or similar technique. Accept interference fit. (1)

Details of how 'spacer' is constructed into rack. (1)

Quality/accuracy of design. (0–2)

[4]

12 (a) Mild steel will give stability for the base. (1)

[1]

Aluminium is light and will allow the wind to blow the wind flap. (1)

[1]

(b) (i) Annealing alters the internal structure of the metal, relieves internal stresses and softens the metal so that it can be worked. (2)

[2]

(ii) Steel is heated. (1)

Steel is allowed to cool. (1)

[2]

(iii) Use of vice or anvil. (1)

Use of former and hammer/mallet. (1)

Accuracy/quality of sketch. (0–2)

[4]

(c) (i) End of rod tapered. (1)

Die and dieholder. (1)

Method: cut and turn back. Accept taper tap followed by second tap. (1)

[3]

(ii) Tapping size drilled hole in base. (1)

Tap and tap wrench. (1)

Method: cut and turn back. (1)

[3]

Page 5	Mark Scheme	Syllabus	er
	IGCSE – May/June 2008	0445	

- (d) Nut and washer or rivet, split pin, rubber stopper, mushroom end over. (1)
Accuracy/quality of sketch. (0–2)
- (e) (i) Tin snips or abra file saw. [1]
(ii) Half round file. [1]
- (f) 'U' bracket or similar riveted using countersunk rivets/pop rivets/machine screws. (0–3)
[Glue or soldering only = 0 marks.]
Non-protrusion on scale side. (1) [4]
- 13 (a) Two advantages include: hardwearing, colourful, inherent colour, no splinters, will not warp or rot, non toxic, more child friendly. (1) [1]
- (b) Two advantages include: quicker to produce, more accurate, easier to finish, no need to use a milling machine or router, easier to construct. (1) [1]
- (c) Correctly named saw: coping, Hegner, Scroll. (1)
Correct method of sawing: drilling hole large enough for saw blade to enter. (1)
Edges smoothed by means of a file. (1)
Safety precaution appropriate to relevant process. (1)
Accuracy/quality of sketch. (0–2) [6]
- (d) (i) Adhesive applied by brush or thin stick evenly over both surfaces. [1]
(ii) Pieces held together by G cramps, vice, weights on top. [1]
(iii) Approximate setting time 1–3 hours. [1]
- (e) (i) Level with top. (1)
Means of support: rebate, applied bead – correct principle. Use of router. (1)
Accuracy/quality of sketch. (0–2) [4]
(ii) Quality of drawing showing appropriate joint. [3]
(iii) Appropriately named joint: rebate, mitre, dowel, finger or comb, dovetail. [1]
(iv) Two marking out tools include: pencil, rule, try square, marking/cutting gauges. [1]
Accept any correct tool appropriate to the joint shown in (i). [1]
(v) Two cutting tools include: tenon/dovetail saws, chisel, coping saw. [1]
Accept any correct tool appropriate to the joint shown in (i). [1]
Accept holding tools: cramps, bench hook, vice if appropriate.
If joint is inappropriate in (ii) award marks for correct tools in parts (iv) and (v).