



# Cambridge IGCSE™

---

**GEOGRAPHY**

**0460/43**

Paper 4 Alternative to Coursework

**May/June 2022**

INSERT

**1 hour 30 minutes**

---

**INFORMATION**

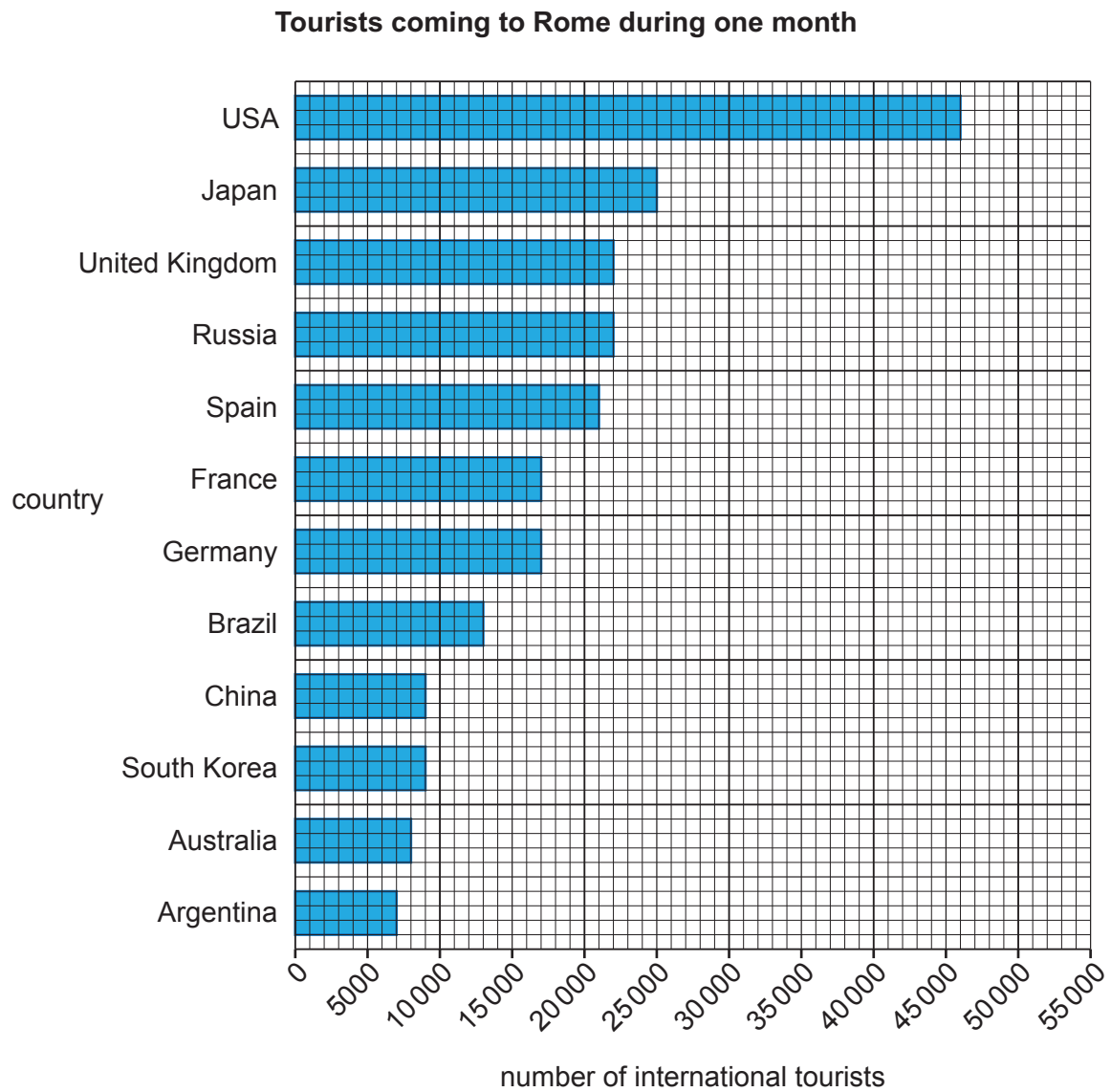
- This insert contains additional resources referred to in the questions.
- You may annotate this insert and use the blank spaces for planning. **Do not write your answers** on the insert.



---

This document has **12** pages. Any blank pages are indicated.

Fig. 1.1 for Question 1



## Fig. 1.2 for Question 1

## Tourist questionnaire

We are doing a tourism survey as part of our Geography fieldwork. Please answer the following questions.

1. Which country do you come from?

.....

2. Which attractions have you come to visit in Rome? Tick (✓) your answers.

- |                          |                               |                          |                                   |
|--------------------------|-------------------------------|--------------------------|-----------------------------------|
| <input type="checkbox"/> | buildings of the Roman Empire | <input type="checkbox"/> | restaurants and nightclubs        |
| <input type="checkbox"/> | art galleries and museums     | <input type="checkbox"/> | exclusive shopping centres        |
| <input type="checkbox"/> | religious buildings           | <input type="checkbox"/> | musical and cultural performances |
| <input type="checkbox"/> | fountains and public squares  | <input type="checkbox"/> | parks and gardens                 |

3. Do you think Rome is a tourist-friendly city? Tick (✓) your decisions below.

| Yes                      |  | No                       |
|--------------------------|--|--------------------------|
| <input type="checkbox"/> | There is efficient and cheap public transport.           | <input type="checkbox"/> |
| <input type="checkbox"/> | The residents speak many languages.                      | <input type="checkbox"/> |
| <input type="checkbox"/> | It has a clean environment.                              | <input type="checkbox"/> |
| <input type="checkbox"/> | It has well-maintained attractions.                      | <input type="checkbox"/> |
| <input type="checkbox"/> | It is accessible for people with disabilities.           | <input type="checkbox"/> |
| <input type="checkbox"/> | It is easy to move around with areas free from vehicles. | <input type="checkbox"/> |
| <input type="checkbox"/> | It has a low level of crime.                             | <input type="checkbox"/> |
| <input type="checkbox"/> | There is a low risk of terrorism.                        | <input type="checkbox"/> |

Thank you for your time

**Table 1.1 for Question 1**  
**Comparison of two sets of data**

| <b>country of origin of tourists</b> | <b>data from Fig. 1.1 shown as percentage (%)</b> | <b>results of students' questionnaire (%)</b> |
|--------------------------------------|---|---|
| USA                                  | 21  | 18  |
| Japan                                | 12  | 16  |
| UK                                   | 10  | 10  |
| Russia                               | 10  | 7   |
| Spain                                | 10  | 6   |
| France                               | 8   | 7   |
| Germany                              | 8   | 3   |
| Brazil                               | 6   | 4   |
| China                                | 4   | 7   |
| South Korea                          | 4   | 3   |
| Australia                            | 4   | 2   |
| Argentina                            | 3   | 4   |
| India                                | 0   | 6   |
| Canada                               | 0   | 3   |
| Sweden                               | 0   | 2   |
| Mexico                               | 0   | 1   |
| Norway                               | 0   | 1   |

Table 1.2 for question 1

## Results of question 2 in the questionnaire

Which attractions have you come to visit in Rome?

|                                | reason for visiting Rome          | number of answers |
|--------------------------------|-----------------------------------|-------------------|
| historical buildings and areas | religious buildings               | 98                |
|                                | fountains and public squares      | 96                |
|                                | buildings of the Roman Empire     | 94                |
|                                | art galleries and museums         | 72                |
|                                |                                   |                   |
| other attractions              | exclusive shopping centres        | 47                |
|                                | restaurants and nightclubs        | 43                |
|                                | parks and gardens                 | <b>33</b>         |
|                                | musical and cultural performances | <b>25</b>         |

Table 1.3 for question 1

## Results of question 3 in the questionnaire

Do you think Rome is a tourist-friendly city?

| number of tourists replying YES |  | number of tourists replying NO |
|---------------------------------|--|--------------------------------|
| 73                              | There is efficient and cheap public transport.           | 27                             |
| 46                              | The residents speak many languages.                      | 54                             |
| 64                              | It has a clean environment.                              | 36                             |
| 78                              | It has well-maintained attractions.                      | 22                             |
| 55                              | It is accessible for people with disabilities.           | 45                             |
| 43                              | It is easy to move around with areas free from vehicles. | 57                             |
| 62                              | It has a low level of crime.                             | 38                             |
| <b>33</b>                       | There is a low risk of terrorism.                        | <b>67</b>                      |

6

Fig. 2.1 for Question 2

Stevenson Screen



7

Fig. 2.2 for Question 2

Rain gauge



Fig. 2.3 for Question 2

Instrument used to measure temperature






Table 2.2 for Question 2

## Students' temperature measurements

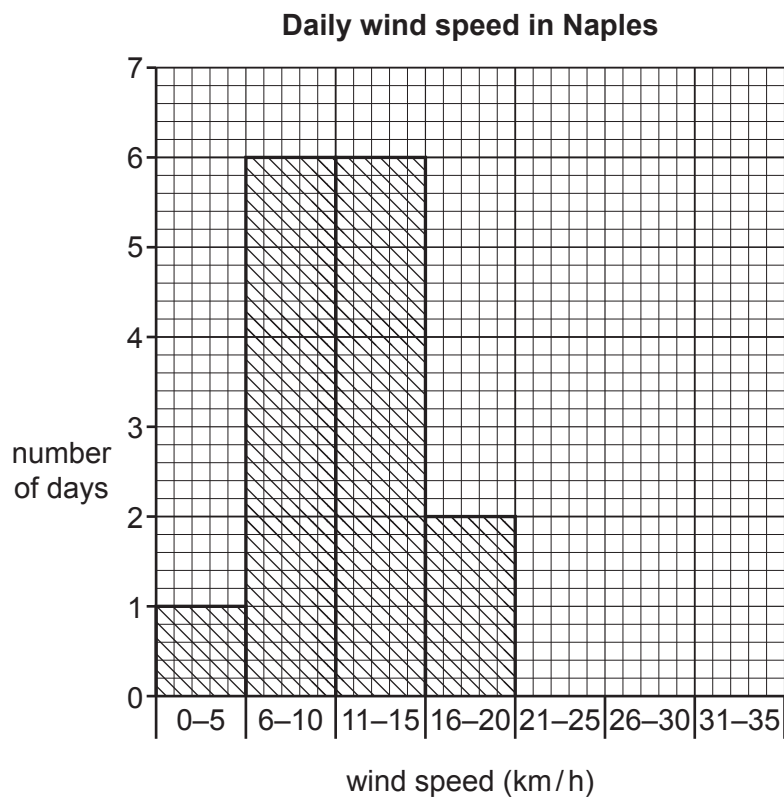
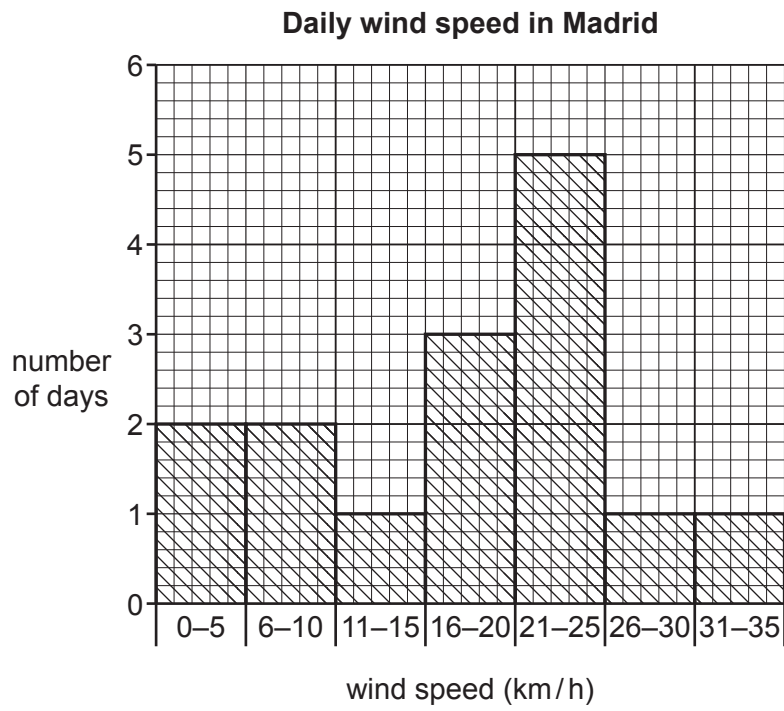
## Madrid

| date in November       | 4  | 5  | 6  | 7  | 8  | 9  | 10 | 11 | 12 | 13 | 14 | 15 | 16 | 17 | 18 |
|------------------------|----|----|----|----|----|----|----|----|----|----|----|----|----|----|----|
| highest temperature °C | 23 | 22 | 22 | 22 | 21 | 18 | 17 | 12 | 14 | 13 | 15 | 10 | 11 | 12 | 12 |
| lowest temperature °C  | 17 | 15 | 15 | 15 | 16 | 15 | 13 | 9  | 7  | 6  | 10 | 8  | 6  | 7  | 6  |

## Naples

| date in November       | 4  | 5  | 6  | 7  | 8  | 9  | 10 | 11 | 12 | 13 | 14 | 15 | 16 | 17 | 18 |
|------------------------|----|----|----|----|----|----|----|----|----|----|----|----|----|----|----|
| highest temperature °C | 24 | 22 | 20 | 19 | 19 | 18 | 21 | 20 | 20 | 22 | 18 | 20 | 20 | 19 | 17 |
| lowest temperature °C  | 15 | 12 | 15 | 12 | 9  | 10 | 15 | 17 | 9  | 17 | 13 | 13 | 12 | 9  | 7  |

Fig. 2.8 for Question 2



BLANK PAGE

**BLANK PAGE**

---

The boundaries and names shown, the designations used and the presentation of material on any maps contained in this question paper/insert do not imply official endorsement or acceptance by Cambridge Assessment International Education concerning the legal status of any country, territory, or area or any of its authorities, or of the delimitation of its frontiers or boundaries.

Permission to reproduce items where third-party owned material protected by copyright is included has been sought and cleared where possible. Every reasonable effort has been made by the publisher (UCLES) to trace copyright holders, but if any items requiring clearance have unwittingly been included, the publisher will be pleased to make amends at the earliest possible opportunity.

To avoid the issue of disclosure of answer-related information to candidates, all copyright acknowledgements are reproduced online in the Cambridge Assessment International Education Copyright Acknowledgements Booklet. This is produced for each series of examinations and is freely available to download at [www.cambridgeinternational.org](http://www.cambridgeinternational.org) after the live examination series.

Cambridge Assessment International Education is part of Cambridge Assessment. Cambridge Assessment is the brand name of the University of Cambridge Local Examinations Syndicate (UCLES), which is a department of the University of Cambridge.