

UNIVERSITY OF CAMBRIDGE INTERNATIONAL EXAMINATIONS
International General Certificate of Secondary Education

MARK SCHEME for the May/June 2009 question paper
for the guidance of teachers

**0417 INFORMATION AND COMMUNICATION
TECHNOLOGY**

0417/03

Paper 3 (Practical Test B), maximum raw mark 100

This mark scheme is published as an aid to teachers and candidates, to indicate the requirements of the examination. It shows the basis on which Examiners were instructed to award marks. It does not indicate the details of the discussions that took place at an Examiners' meeting before marking began, which would have considered the acceptability of alternative answers.

Mark schemes must be read in conjunction with the question papers and the report on the examination.

- CIE will not enter into discussions or correspondence in connection with these mark schemes.

CIE is publishing the mark schemes for the May/June 2009 question papers for most IGCSE, GCE Advanced Level and Advanced Subsidiary Level syllabuses and some Ordinary Level syllabuses.

Page 2	Mark Scheme: Teachers' version	Syllabus
	IGCSE – May/June 2009	0417

Top right Last edited by & name & No's style h5 1 mark
1 mark

Last edited by Candidate name, centre number, candidate number

Supa Scuba

With over 70% of the world covered in water, you may be missing opportunities to see some of the world's most fascinating sights. See vibrant creatures like fish, shrimps, and an array of underwater flora like spectacular corals. Look to us for adventures in the deep, see a different perspective on the world.

	Amazing fish	
	Colours beyond comprehension	
	Dolphin experiences, on the boat and in the water	

[Click Here](#) to return to the top of the page.

```
<HTML>
<HEAD>
  <TITLE>Supa Scuba</TITLE>
  <link rel="stylesheet" type="text/css" href="J9style1.css">
</HEAD>
<BODY>
<a name="TOP"></a>
<h5>Last edited by Candidate name, centre number, candidate number</h5>

<TABLE cellspacing="2" cellpadding="2" width="100%" border="2">
<TR align="center" valign="center">
<TD></TD>
<TD colspan="2"><h1>Supa Scuba</h1></TD>
</TR>
<TR align="center" valign="center">
<TD colspan="3"><h3>With over 70% of the world covered in water, you may be missing opportunities
to see some of the world's most fascinating sights. See vibrant creatures like fish, shrimps, and an array of
underwater flora like spectacular corals. Look to us for adventures in the deep, see a different perspective
on the world.</h3></TD>
</TR>
<TR align="center" valign="center">
<TD rowspan="4"></TD>
<TD><h4><a href="J9DIVE.HTM" target="_scubadive">Amazing fish</a></h4></TD>
<TD><a href="J9DIVE.HTM" target="_scubadive"></a></TD>
</TR>
<TR align="center" valign="center">
<TD><h4>Colours beyond comprehension</h4></TD>
<TD></TD>
</TR>
<TR align="center" valign="center">
<TD><h4>Dolphin experiences, on the boat and in the water</h4></TD>
<TD></TD>
</TR>
</TR>
</TABLE>
<p><a href="#Top">Click Here</a> to return to the top of the page.</p>
</HTML>
```

Images Correct cells 5 marks

Correct stylesheet attached 1 mark

Anchor Top 1 mark

Table Cell padding 2 1 mark
 Cell spacing 2 1 mark
 Width 100% 1 mark
 Border 2 1 mark

J9SUNSET.JPG Width 183 1 mark
 Height 320 1 mark

Target _scubadive 1 mark
 to j9dive.htm 1 mark

Target _scubadive 1 mark
 to j9dive.htm 1 mark

Hyperlink Click Here 1 mark
 Returns to Top 1 mark

Page 3	Mark Scheme: Teachers' version	Syllabus
	IGCSE – May/June 2009	0417

h4 Black (000000) 1 mark

h1, h2, h3, h5 No green 1 mark

h1 48pt 1 mark

```

h1 { color: #0000AA; font-family: Arial, sans-serif; font-size: 48pt; text-align: center }
h2 { color: #0000AA; font-family: Arial, sans-serif; font-size: 15pt; text-align: left }
h3 { color: #0000FF; font-family: Arial, sans-serif; font-size: 12pt; text-align: center }
h4 { color: #000000; font-family: Arial, sans-serif; font-size: 12pt; text-align: center }
h5 { color: #000022; font-family: Arial, sans-serif; font-size: 10pt; text-align: left }
li { color: #000080; font-family: "Times New Roman", serif; font-size: 12pt; text-align: left;
font-style: italic; list-style-type: disc }
p { color: #008080; font-family: "Times New Roman", serif; font-size: 12pt; text-align: left }
body { background-color: #F0F0F0 }

```

p Colour 008080 1 mark

h5 Left aligned 1 mark

Page New styles 1 mark

Last edited by Candidate name, centre number, candidate number



Supa Scuba

With over 70% of the world covered in water, you may be missing opportunities to see some of the world's most fascinating sights. See vibrant creatures like fish, shrimps, and an array of underwater flora like spectacular corals. Look to us for adventures in the deep, see a different perspective on the world.



[Amazing fish](#)



Colours beyond comprehension



Dolphin experiences, on the boat and in the water



[Click Here](#) to return to the top of the page.

Top left Last edited by & name & No's 1 mark

Heading 100% correct Style h2

Last edited by Candidate name, centre number, candidate number

Supa Scuba Diving Holidays

Text Correct cell Style h4 & from file 1 mark

As a company we pride ourselves on our customer satisfaction. We offer a full range of holiday experiences around the globe. These are designed to meet your every need. If you do not see exactly what you are looking for, contact us and ask for our bespoke holiday service.

We offer the widest range of package holidays to match your budget. Try one of the following ideas:


Experienced divers

- Go deep
- Wreck week
- Shark experience
- Wall dives
- Cave dives

Text Correct cell Style h5 & from file 1 mark

Beginners

- Meet the fish
- Turtle week
- Learn to dive
- Snorkel with us



Family packages

[Homepage](#)

[Contact us](#)

Text Correct cell 1 mark
3 titles Style p & from file 3 marks
2 lists Style li & from file 2 marks

Image J9clown.jpg in correct cell 1 mark

<HTML>

<HEAD>

<TITLE>Diving with us</TITLE>

<link rel="stylesheet" type="text/css" href="J9style2.css">

Correct stylesheet attached 1 mark

</HEAD>

<BODY>

<h5>Last edited by Candidate name, centre number, candidate number</h5>

<h2>Supa Scuba Diving Holidays</h2>

<TABLE border = "2">

Table Border = "2" 1 mark

<TR align="center" valign="center">

<TD colspan = "2"><h4>As a company we pride ourselves on our customer satisfaction. We offer a full range of holiday experiences around the globe. These are designed to meet your every need. If you do not see exactly what you are looking for, contact us and ask for our bespoke holiday service.</h4></TD>

</TR>

<TR align="center" valign="center">

<TD colspan = "2"><h5>We offer the widest range of package holidays to match your budget. Try one of the following ideas:</h5></TD>

</TR>

<TR align="center" valign="center">

<TD><p>Experienced divers</p>

Page 5	Mark Scheme: Teachers' version	Syllabus
	IGCSE – May/June 2009	0417

```
<ul>
  <li>Go deep</li>
  <li>Wreck week</li>
  <li>Shark experience</li>
  <li>Wall dives</li>
  <li>Cave dives</li>
</ul>
```

Unordered list Correct place

```
<p>Beginners</p>
<ul>
  <li>Meet the fish</li>
  <li>Turtle week</li>
  <li>Learn to dive</li>
  <li>Snorkel with us</li>
</ul>
```

Unordered list Correct place 1 mark


J9clown.jpg Width 280 1 mark

```
<p>Family packages</p></TD>
<TD><img src = "J9CLOWN.JPG" width = "280"></TD>
</TR>
</TABLE>
```

Hyperlink Correct website 1 mark

```
<p><a href="J9SCUBA.HTM" target="_self">Homepage</a></p>
<p>Contact us</p>
</HTML>
```

Master slide - CHECK CONSISTENCY		
Background	Pale blue	1 mark
	Between 1/3 and 1/5	1 mark
Blue stripe	Vertical (edge of blue)	1 mark
	Two horizontal	1 mark
	4 point lines	1 mark
Image	Fish	1 mark
	Correct place	1 mark
	Resized, cropped to fit, >50%	1 mark
Slide numbering	Bottom left & automated	1 mark
Name, cand no, Centre no	Bottom centre, black, 12pt, bold, sans-serif	1 mark
Heading	100% correct	1 mark
	Dark blue, 48pt, sans-serif	1 mark
	Left align & position	1 mark
Master slide items	Not overlapping any object	1 mark

<h1>Supa Scuba</h1>	
<p>1</p>	<p>Candidate name, centre number and candidate number.</p>

Page 6	Mark Scheme: Teachers' version	Syllabus
	IGCSE – May/June 2009	0417

Heading
Subheading

Dark blue, left aligned, 60pt
Blue, centre aligned, 30pt

Supa Scuba

New website

Proposed web pages

1 Candidate name, centre number and candidate number.

During the development of this new website, we have realised that the proposed design brief may need to be amended.

Subheading
Bullets

Blue, centre aligned, 30pt
Black, left aligned, 20pt

1 mark
1 mark

Supa Scuba

Rationale

- Customer views
- Easier site location
- Faster navigation
- Compliant with new browsers

2 Candidate name, centre number and candidate number.

The proposed design brief did not take into account the latest web browsers, or recent customer satisfaction surveys.

Animation
Bullets only
2 marks

Page 7	Mark Scheme: Teachers' version	Syllabus
	IGCSE – May/June 2009	0417

Supa Scuba

2008 Dives

Trip Type	Percentage
Drift dives	31%
Wreck week	30%
Wall dives	30%
Go deep	6%
Shark experience	2%
Cave dives	1%

Chart

Trip type labels visible

% value visible

Centre & not distorted

No legend

3

Candidate name, centre number and candidate number.

This information could be added to the trips page of the website to indicate the number of dives made in a single year on your trips.

Presenter notes On all slides 1 mark
 100% Correct 1 mark
 Right place 1 mark

Slide transitions Visible 2 marks

Outline **Slides** X

- 1**

Supa Scuba

New website

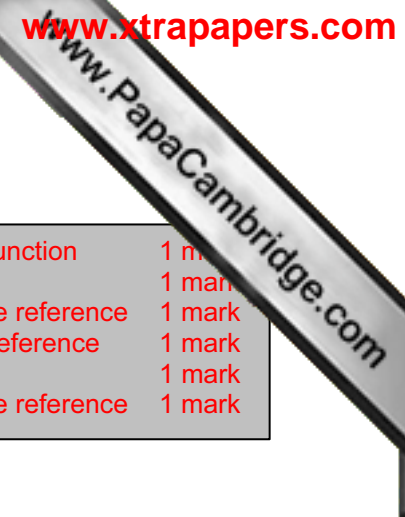
Proposed pages
- 2**

Supa Scuba

Multi slide

 - NEW WEBSITE
 - PROPOSED PAGES
 - PRESENTATION
- 3**

Supa Scuba



Page 8	Mark Scheme: Teachers' version	Syllabus	Paper
	IGCSE – May/June 2009	0417	03

Webpage
 Lookup used 1 mark
 Correct lookup reference 1 mark
 Lookup – relative reference 1 mark
 Correct range 1 mark
 Range – absolute reference 1 mark
 Correct return column 1 mark

Header name, & numbers 1 mark

Total
 Correct SUMIF function 1 mark
 Correct range 1 mark
 Range – absolute reference 1 mark
 Lookup relative reference 1 mark
 Correct range 1 mark
 Range – absolute reference 1 mark

Webpage	Code	Total	Hours	Mins
=VLOOKUP(B2,Sheet1!\$A\$2:\$B\$12,2)	BH	=SUMIF(\$B\$11:\$B\$84,B2,\$C\$11:\$C\$84)	=INT(C2/60)	=C2-(D2*60)
=VLOOKUP(B3,Sheet1!\$A\$2:\$B\$12,2)	C	=SUMIF(\$B\$11:\$B\$84,B3,\$C\$11:\$C\$84)	=INT(C3/60)	=C3-(D3*60)
=VLOOKUP(B4,Sheet1!\$A\$2:\$B\$12,2)	D	=SUMIF(\$B\$11:\$B\$84,B4,\$C\$11:\$C\$84)	=INT(C4/60)	=C4-(D4*60)
=VLOOKUP(B5,Sheet1!\$A\$2:\$B\$12,2)	EH	=SUMIF(\$B\$11:\$B\$84,B5,\$C\$11:\$C\$84)	=INT(C5/60)	=C5-(D5*60)
=VLOOKUP(B6,Sheet1!\$A\$2:\$B\$12,2)	FP	=SUMIF(\$B\$11:\$B\$84,B6,\$C\$11:\$C\$84)	=INT(C6/60)	=C6-(D6*60)
=VLOOKUP(B7,Sheet1!\$A\$2:\$B\$12,2)	H	=SUMIF(\$B\$11:\$B\$84,B7,\$C\$11:\$C\$84)	=INT(C7/60)	=C7-(D7*60)
=VLOOKUP(B8,Sheet1!\$A\$2:\$B\$12,2)	HOL	=SUMIF(\$B\$11:\$B\$84,B8,\$C\$11:\$C\$84)	=INT(C8/60)	=C8-(D8*60)

Date	PageCode	Minutes
39820	H	12
39820	BH	17
39820	EH	11
39820	C	16
39820	D	13
39820	D	5
39820	EH	16
39820	C	14
39821	FP	18
39821	FP	18
39821	HOL	11
39821	D	11
39821	BH	14

Mins
 Correct reference subtract 1 mark
 Reference * 60 1 mark

Hours
 Correct reference / 60 1 mark
 Integer calculated 1 mark

Replication All 4 formulae 1 mark
 Formulae, data & labels Fully visible 1 mark
 Print area & single page Selected data only 1 mark

Page 9	Mark Scheme: Teachers' version	Syllabus	Paper
	IGCSE – May/June 2009	0417	03

Candidate name Centre number Candidate number

Date	PageCode	Minutes
08/01/2009	FP	34
09/01/2009	FP	25
09/01/2009	FP	24
10/01/2009	FP	24
08/01/2009	HOL	23
14/01/2009	FP	20
09/01/2009	HOL	19
08/01/2009	FP	18
08/01/2009	FP	18
09/01/2009	FP	17
08/01/2009	HOL	16
10/01/2009	FP	16
11/01/2009	FP	16
09/01/2009	FP	15
11/01/2009	FP	15
09/01/2009	FP	14
10/01/2009	FP	12
11/01/2009	HOL	12
08/01/2009	HOL	11
08/01/2009	HOL	11
10/01/2009	HOL	11
14/01/2009	HOL	11
10/01/2009	HOL	10
10/01/2009	FP	8
09/01/2009	HOL	7
11/01/2009	FP	7
10/01/2009	FP	6
08/01/2009	HOL	4
10/01/2009	HOL	3

Search	PageCode = FP or HOL	2 marks
Rows	1–9 hidden	1 mark
Sort	Descending on minutes	1 mark