



Cambridge IGCSE™

CANDIDATE
NAME

CENTRE
NUMBER

--	--	--	--	--

CANDIDATE
NUMBER

--	--	--	--

CAMBRIDGE INTERNATIONAL MATHEMATICS

0607/51

Paper 5 Investigation (Core)

May/June 2021

1 hour 10 minutes

You must answer on the question paper.

No additional materials are needed.

INSTRUCTIONS

- Answer **all** questions.
- Use a black or dark blue pen. You may use an HB pencil for any diagrams or graphs.
- Write your name, centre number and candidate number in the boxes at the top of the page.
- Write your answer to each question in the space provided.
- Do **not** use an erasable pen or correction fluid.
- Do **not** write on any bar codes.
- You should use a graphic display calculator where appropriate.
- You may use tracing paper.
- You must show all necessary working clearly, including sketches, to gain full marks for correct methods.
- In this paper you will be awarded marks for providing full reasons, examples and steps in your working to communicate your mathematics clearly and precisely.

INFORMATION

- The total mark for this paper is 36.
- The number of marks for each question or part question is shown in brackets [].

This document has **8** pages.

Answer **all** the questions.

INVESTIGATION

ROLLING SQUARE

This investigation looks at the path of a point on a square as it rolls along the x -axis.

A square of side 1 cm rolls along the x -axis.

One roll is a turn of 90° clockwise about its bottom right corner.

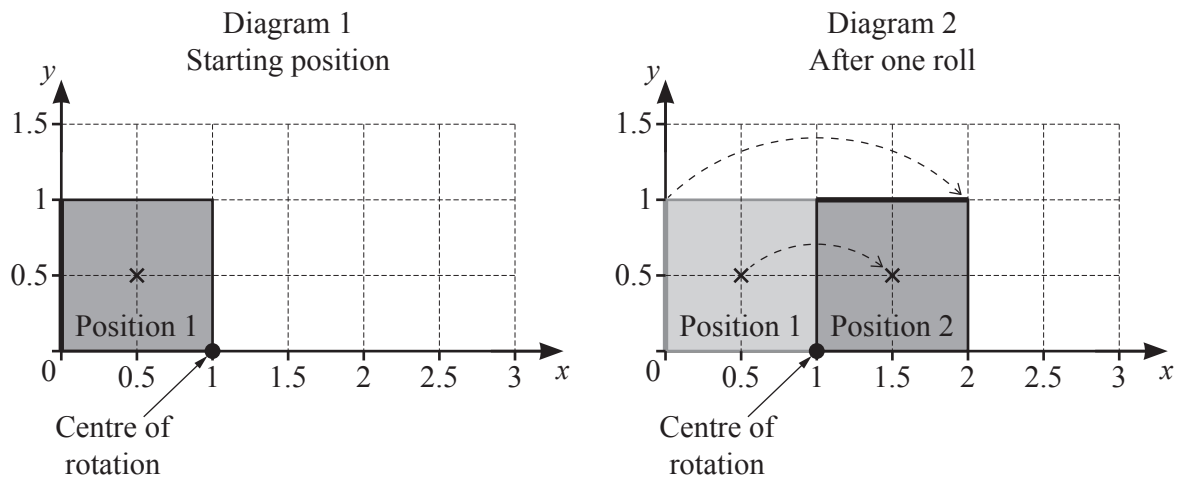
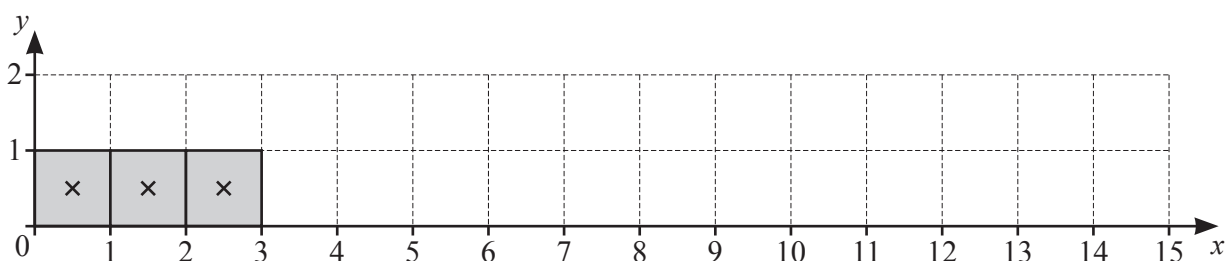


Diagram 1 shows the square in Position 1.
One side of the square is bold to help show the rotation.
The centre of the square is $(0.5, 0.5)$.

Diagram 2 shows the square rolled 90° clockwise about $(1, 0)$ to Position 2.

- 1 To get to Position 3 the square rolls 90° clockwise about $(2, 0)$.
To get to Position 4 the square then rolls 90° clockwise about $(3, 0)$.

(a) On the diagram below, draw the square in Position 4, Position 5 and Position 6.



[2]

(b) Complete this table to show the x -coordinate of the centre of the square in each position.
You may use the diagram to help you.

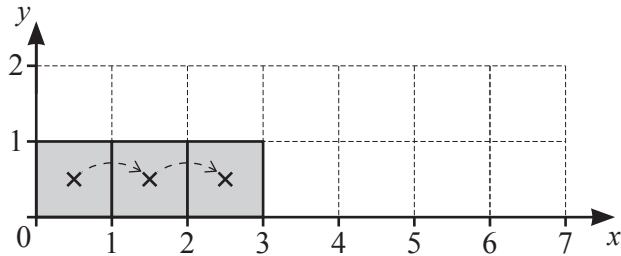
Position (n)	1	2	3	4	5	6		n
x -coordinate	0.5	1.5	2.5					

[2]

(c) Find the x -coordinate of the centre of the square in Position 92.

..... [2]

(d)



(i) The square rolls from Position 1 to Position n .
The centre has moved a distance equal to the circumference of 1 circle.
The radius, r , of the circle is half the diagonal of the square.

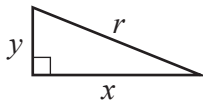
(a) Write down the number of rolls needed.

..... [1]

(b) Write down the value of n .

..... [1]

(ii)

<p style="text-align: center;">Circumference, C, of circle, radius r. $C = 2\pi r$</p> <div style="display: flex; align-items: center;">  <div> <p>Hypotenuse, r, of a right-angled triangle with sides r, x and y. $r^2 = x^2 + y^2$</p> </div> </div>
--

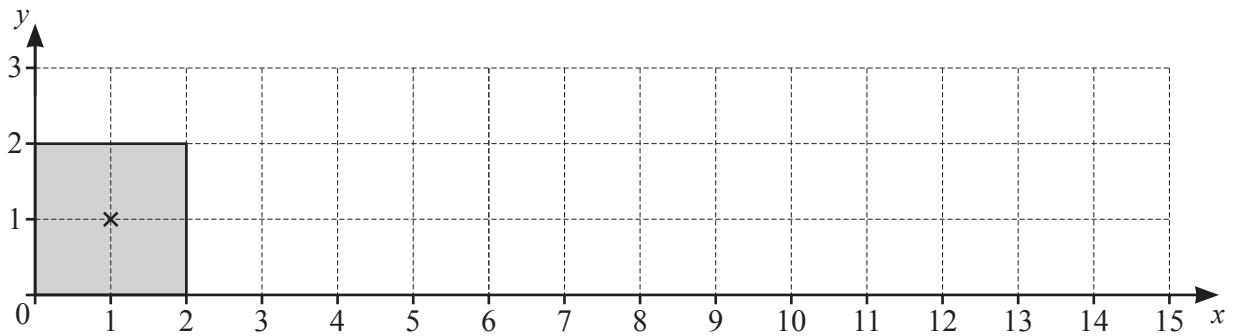
(a) Show that the radius of the circle is 0.707 cm, correct to 3 decimal places.

[2]

(b) Find the length of the arc that the centre of the square moves along from Position 1 to Position 2.

..... [2]

- 2 The side of the square is now 2 cm.



The square rolls along the x -axis in the same way as in **Question 1**.

- (a) Complete the table of x -coordinates of the centre of the square in different positions.

Position (n)	1	2	3	4	5	6		n
x -coordinate	1	3						

[3]

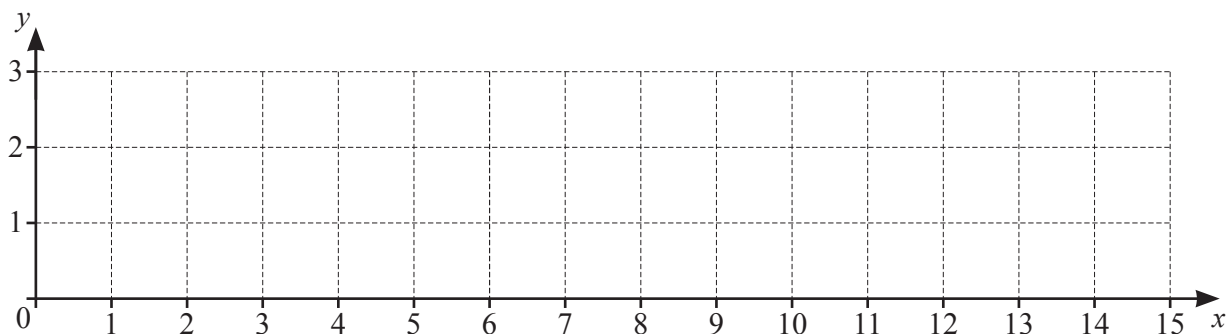
- (b) Find the coordinates of the centre of the square in Position 35.

(.....,) [3]

- 3 (a) The side of the square is now 3 cm.

Complete the table of x -coordinates of the centre of the square in different positions.
You may use the diagram below to help you.

Position (n)	1	2	3	4	5	6		n
x -coordinate	1.5							



[3]

(b) The side of the square is now 4 cm.

Complete the table of x -coordinates of the centre of the square in different positions.

Position (n)	1	2	3	4	5	6		n
x -coordinate	2							

[2]

4 Write your expressions from **Questions 1(b), 2(a) and 3** in the table below. Complete the table using any patterns you notice.

Side of square (w cm)	x -coordinate in Position n
1	
2	
3	
4	
5	
w	

[4]

- 5 A square of side w cm rolls from Position 1 to Position 120.
At Position 120, the x -coordinate of the centre of the square is 2151.

Find the value of w .

..... [3]

- 6 A square of side a cm is in Position 1.
The coordinates of the centre of the square are $(11, k)$.

(a) Find the value of k and the value of a .

$$k = \dots\dots\dots$$

$$a = \dots\dots\dots [2]$$

(b) Find the coordinates of the top right corner of the square.

$$(\dots\dots\dots, \dots\dots\dots) [1]$$

(c) Write down the y -coordinate of the centre of the square in Position 400.

$$\dots\dots\dots [1]$$


Question 7 is printed on the next page.

7 A square rolls along the x -axis.

For the top left corner give a reason why

total distance moved in 2 rolls = total distance moved in 3 rolls.

You may use this grid.



.....

.....

[2]

Permission to reproduce items where third-party owned material protected by copyright is included has been sought and cleared where possible. Every reasonable effort has been made by the publisher (UCLES) to trace copyright holders, but if any items requiring clearance have unwittingly been included, the publisher will be pleased to make amends at the earliest possible opportunity.

To avoid the issue of disclosure of answer-related information to candidates, all copyright acknowledgements are reproduced online in the Cambridge Assessment International Education Copyright Acknowledgements Booklet. This is produced for each series of examinations and is freely available to download at www.cambridgeinternational.org after the live examination series.

Cambridge Assessment International Education is part of the Cambridge Assessment Group. Cambridge Assessment is the brand name of the University of Cambridge Local Examinations Syndicate (UCLES), which itself is a department of the University of Cambridge.