



UNIVERSITY OF CAMBRIDGE INTERNATIONAL EXAMINATIONS
International General Certificate of Secondary Education

CANDIDATE NAME

CENTRE NUMBER

CANDIDATE NUMBER

* 3 8 5 6 5 6 0 8 8 1 *

PHYSICAL SCIENCE

0652/21

Paper 2 (Core)

October/November 2013

1 hour 15 minutes

Candidates answer on the Question Paper.

No Additional Materials are required.

READ THESE INSTRUCTIONS FIRST

Write your Centre number, candidate number and name on all the work you hand in.

Write in dark blue or black pen.

You may use a pencil for any diagrams or graphs.

Do not use staples, paper clips, glue or correction fluid.

DO NOT WRITE IN ANY BARCODES.

Answer **all** questions.

Electronic calculators may be used.

You may lose marks if you do not show your working or if you do not use appropriate units.

A copy of the Periodic Table is printed on page 24.

At the end of the examination, fasten all your work securely together.

The number of marks is given in brackets [] at the end of each question or part question.

This document consists of **24** printed pages.



1 A student investigates the composition of four different inks using paper chromatography.

Fig. 1.1 shows the results of his experiment after one hour.

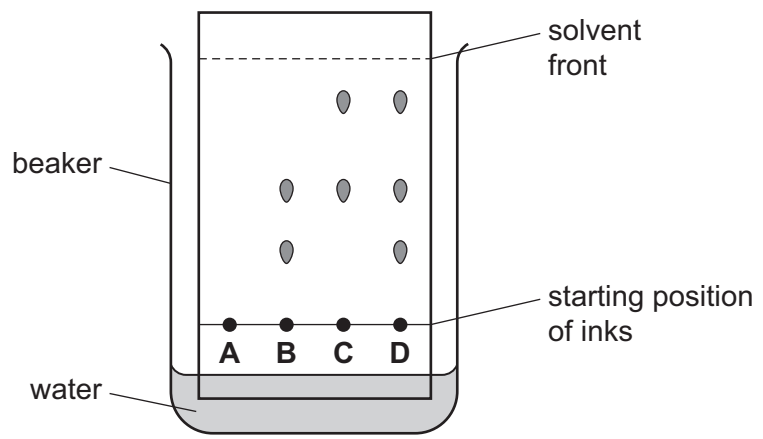


Fig. 1.1

(a) Explain why the water level in the beaker must be below the ink dots at the start of the experiment.

.....
..... [1]

(b) Suggest why ink A did not move during the experiment.

..... [1]

(c) (i) State how many different components ink D contains.

..... [1]

(ii) State one similarity and one difference in the compositions of inks B and C.

similarity

.....

difference

.....

[2]

Please turn over for Question 2.

2 A metre rule is clamped to a ramp. Fig. 2.1 shows the experimental set up.

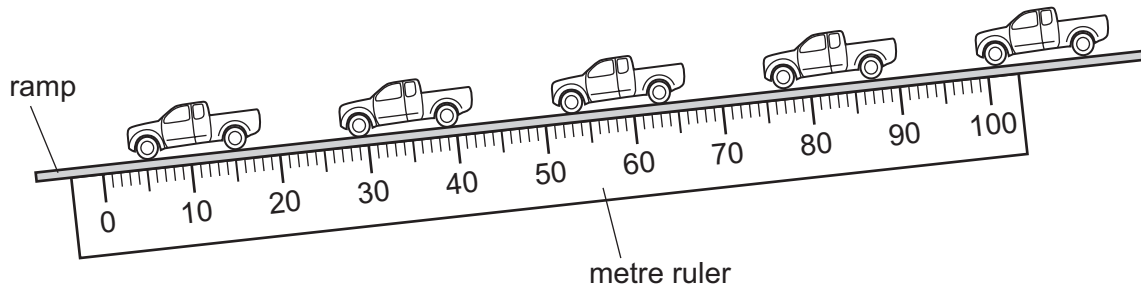


Fig. 2.1

- The ramp is tilted and a toy car is held at the top of the ramp.
- The car is given a gentle push and it moves down the ramp.
- The positions of the car after successive time intervals of 0.20 s are shown.

(a) (i) Read off the positions of the front of the car after each time interval.

Record the values, to the nearest centimetre, in Table 2.1.

Table 2.1

time/s	0.0	0.20	0.40	0.60	0.80
position/cm	99				

[1]

(ii) Describe the pattern in the data in Table 2.1 which suggests that the car is travelling at constant speed.

.....

.....

..... [2]

(iii) Calculate the speed of the car as it moves down the ramp.

Show your working in the box.

speed = unit [3]

- (b) • In a separate experiment the angle of the ramp is increased.
- The car is given a gentle push and it moves down the ramp.
- Fig. 2.2 shows the positions of the car in successive 0.20 s intervals.

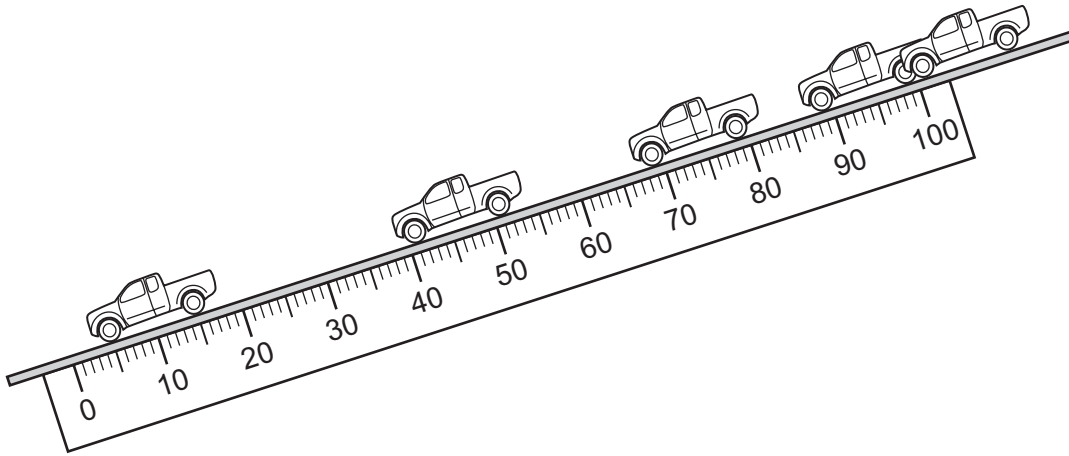


Fig. 2.2

Describe the motion of the car in this experiment.

.....

..... [1]

3 (a) Potassium nitrate can be made by reacting an acid with an alkali.

Name these reagents.

acid

alkali [2]

(b) State the name given to the reaction of an acid with an alkali.

..... [1]

(c) The potassium nitrate formed is in aqueous solution.

Describe how you could obtain **dry** crystals of potassium nitrate from this solution.

.....
.....
.....
.....
.....
.....
..... [2]

Please turn over for Question 4.

4 Fig. 4.1 shows apparatus used to demonstrate one method of transfer of thermal energy.

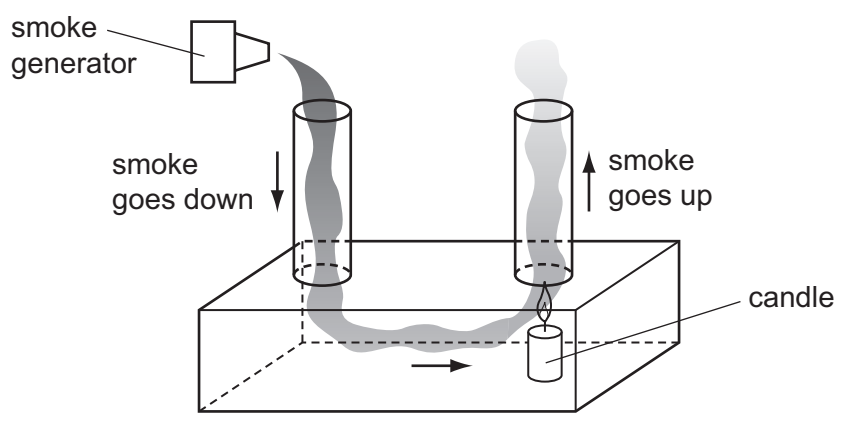


Fig. 4.1

(a) (i) Name the method of thermal energy transfer this experiment demonstrates.

.....
..... [1]

(ii) Explain how the candle makes the smoke rise up the right hand tube.

.....
.....
.....
..... [3]

(b) Fig. 4.2 shows an eagle gliding round a thermal. A thermal is a column of rising air.




Fig. 4.2

(i) The rocks are heated by electromagnetic radiation from the sun.
Name the type of electromagnetic radiation that heats the rocks.

.....
..... [1]

(ii) Explain how the thermal is formed.

.....
..... [1]

5 Hydrogen has been described as 'a clean fuel which produces no pollution'.

(a) Write a balanced equation for the burning of hydrogen in air.

..... [2]

(b) State why the burning of hydrogen is an oxidation reaction.

.....
..... [1]

(c) Explain why the burning of hydrogen does not produce pollution.

.....
..... [1]

(d) Give **one** disadvantage of using hydrogen as a fuel instead of petrol.

.....
..... [1]

6 Fig. 6.1 shows water waves in a ripple tank. The wavefronts pass from the deep water to the shallow water.

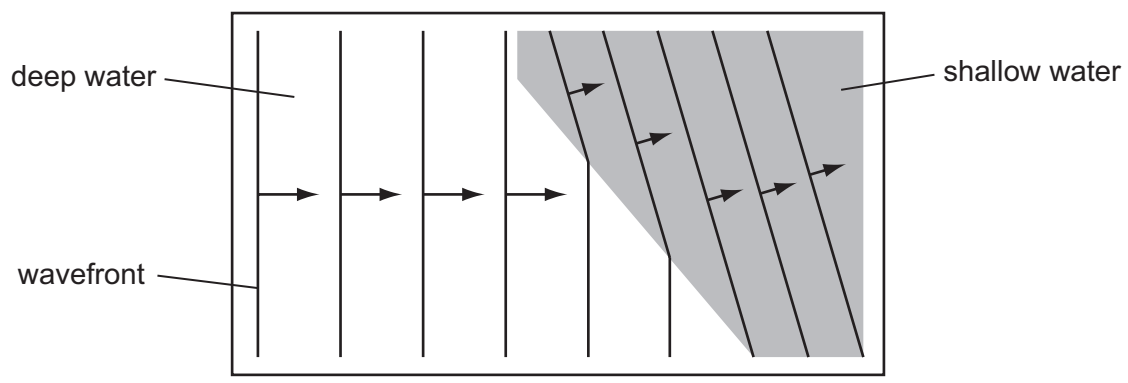


Fig. 6.1

(a) Name the wave behaviour this experiment demonstrates.

..... [1]

(b) State the change, if any, to these properties as the waves enter shallow water.

(i) wavelength

(ii) frequency

(iii) speed

[3]

(c) Fig. 6.2 shows the electromagnetic spectrum.

radio waves	micro-waves	infra-red	Visible	Y	X-rays	γ -rays
-------------	-------------	-----------	---------	---	--------	----------------

Fig. 6.2

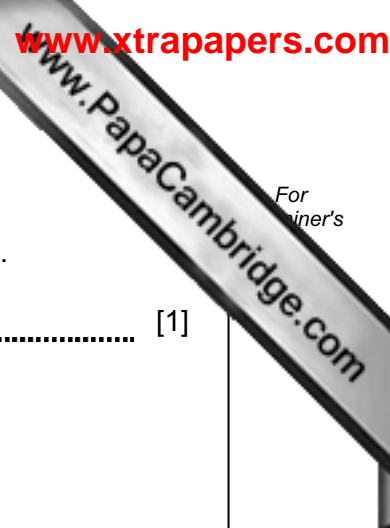
(i) Name the type of radiation found in region Y.

..... [1]

(ii) When the Sun moves from behind a cloud we feel an increase in warmth and see an increase in brightness at the same time.

State what this suggests about the speeds of different types of electromagnetic radiation.

.....
..... [1]



7 Chlorine is a member of Group VII of the Periodic Table.

(a) Use the electron configuration of chlorine to explain why it is in Group VII.

..... [1]

(b) Chlorine is a gas at room temperature.

Name another element in Group VII that is a gas at room temperature.

..... [1]

(c) Name an element in Group VII that is less reactive than chlorine.

..... [1]

(d) (i) Name the compound formed when chlorine reacts with sodium.

..... [1]

(ii) Name the type of bonding in this compound.

..... [1]

(e) Name a metal in the same **period** as chlorine.

..... [1]

Please turn over for Question 8.

8 Fig. 8.1a shows a long conducting wire connected to a switch and power supply. A plotting compass is placed near the wire.

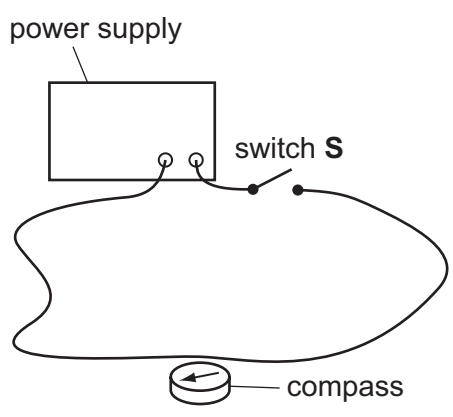


Fig. 8.1a

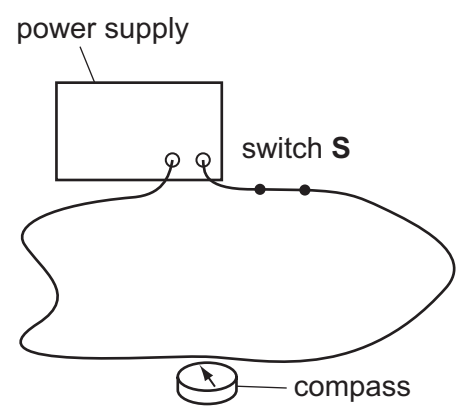


Fig. 8.1b

Switch **S** is closed and the plotting compass needle moves to the position shown in Fig. 8.1b.

(a) State the conclusion that can be made from this experiment.

.....
..... [1]

(b) A student takes a similar wire and wraps it around a cylindrical piece of soft iron and connects it to a switch and a power supply.

She holds the soft iron above some light iron nails which are on the work bench, as shown in Fig. 8.2.

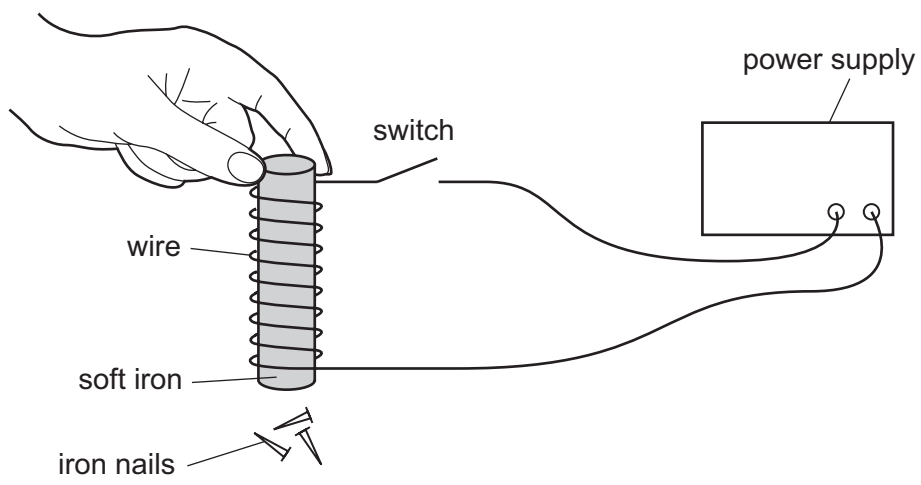


Fig. 8.2

(i) State what the student observes when the switch is closed. Give a reason for your answer.

observation

.....

reason

..... [2]

(ii) State what the student observes when the switch is opened again. Give a reason for your answer.

observation

.....

reason

..... [2]

(iii) She replaces the soft iron with a steel cylinder of the same size. Describe what she observes when she

closes the switch,

.....

opens the switch.

..... [2]

9 (a) The treatment of water to make it safe for domestic use involves two main steps.

Name these steps.

step 1

step 2 [2]

(b) Anhydrous copper(II) sulfate can be used to test for the presence of water.

Describe the change that shows water is present.

.....

..... [1]

(c) Describe how you could show that a liquid is pure water.

.....

.....

..... [2]

Please turn over for Question 10.

10 Fig. 10.1 shows a circuit diagram with a battery of e.m.f. 6.0V, an ammeter, and two resistors of 4.0Ω and 8.0Ω.

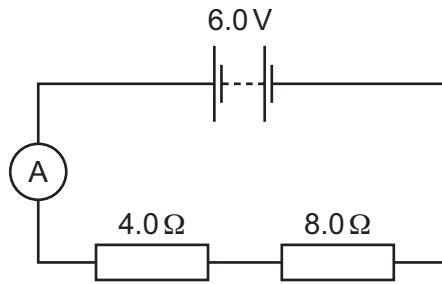


Fig. 10.1

(a) (i) Calculate the resistance in the circuit.

resistance = Ω [1]

(ii) Calculate the current in the circuit and give the unit.

current = unit [2]

(b) A teacher wants to show his students the potential difference across the 4.0Ω resistor.

(i) Name the instrument that he should use.

..... [1]

(ii) On Fig. 10.1, show how the instrument should be connected. [1]

(iii) Calculate the potential difference across the 4.0Ω resistor and give the unit.

potential difference = unit [2]

- (c) The teacher rearranges the resistors so that they are in parallel.
 - (i) Complete Fig. 10.2 to show this circuit.

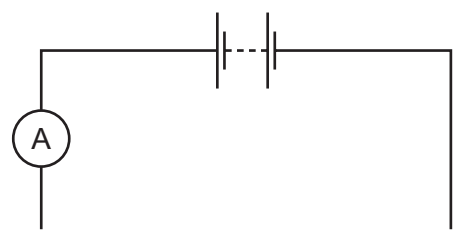


Fig. 10.2

- (ii) State how the current from the battery in Fig. 10.2 compares with the current from the battery in Fig. 10.1.

Explain your answer.

.....

.....

.....

..... [2]

11 Organic compounds are often arranged in homologous series.

(a) Give **two** characteristics of an homologous series.

- 1
- 2 [2]

(b) The alkanes are an homologous series.

Complete Table 11.1.

Table 11.1

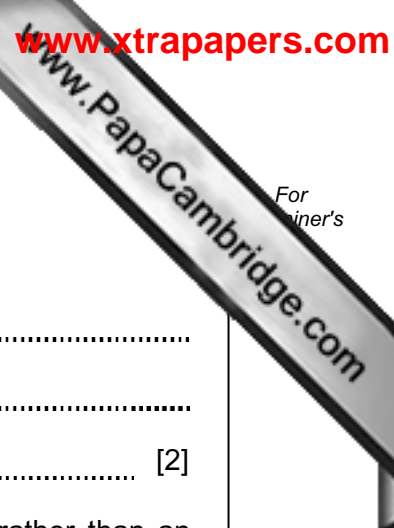
alkane	molecular formula	structural formula
methane		$\begin{array}{c} \text{H} \\ \\ \text{H}-\text{C}-\text{H} \\ \\ \text{H} \end{array}$
ethane	C_2H_6	
propane		$\begin{array}{ccccc} & \text{H} & & \text{H} & & \text{H} & \\ & & & & & & \\ \text{H} & -\text{C} & - & \text{C} & - & \text{C} & -\text{H} \\ & & & & & & \\ & \text{H} & & \text{H} & & \text{H} & \end{array}$

[3]

(c) State **one** use of methane.

.....

..... [1]



(d) The alkenes are another homologous series.

(i) Describe the difference in bonding between alkanes and alkenes.

.....
.....
..... [2]

(ii) Describe a chemical test to show that a compound is an alkene rather than an alkane.

test

result [2]

12 Fig. 12.1 shows some of the principal parts of a nuclear reactor used to generate electricity.

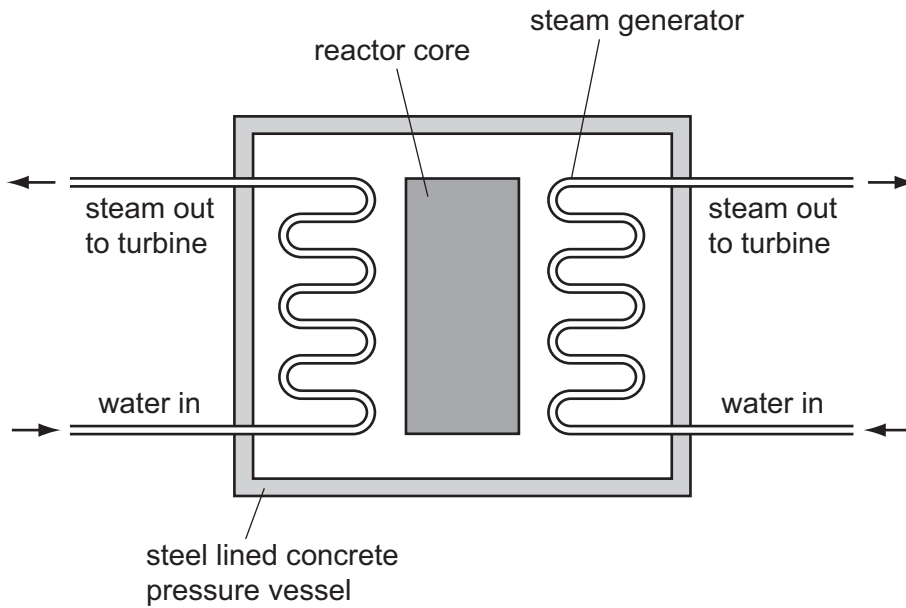


Fig. 12.1

The reactor is fuelled with uranium which undergoes nuclear fission.

(a) (i) Explain what is meant by *nuclear fission*.

.....
.....
..... [2]

(ii) During the fission process particles are released with very high speeds.

Name the form of energy that these particles have due to their motion.

..... [1]

(b) Suggest a reason why the pressure vessel is made from steel and thick concrete.

.....
..... [1]

13 Potassium nitrate, KNO_3 , and potassium phosphate, K_3PO_4 , are both used as fertilizers.

- (a) Calculate the relative molecular mass of potassium nitrate.
[relative atomic masses, A_r : K, 39; N, 14; O, 16]

Write your working in the box.

answer [1]

- (b) Show, by calculation, that potassium phosphate contains more than 50% potassium by mass.
[relative atomic masses, A_r : K, 39; O, 16; P, 31;]

Write your working in the box.

[3]

DATA SHEET
The Periodic Table of the Elements

		Group																			
I	II	III	IV	V	VI	VII	0														
7 Li Lithium 3	9 Be Beryllium 4	1 H Hydrogen 1	11 B Boron 5	12 C Carbon 6	14 N Nitrogen 7	16 O Oxygen 8	19 F Fluorine 9	20 Ne Neon 10													
23 Na Sodium 11	24 Mg Magnesium 12	27 Al Aluminium 13	28 Si Silicon 14	31 P Phosphorus 15	32 S Sulfur 16	35.5 Cl Chlorine 17	40 Ar Argon 18														
39 K Potassium 19	40 Ca Calcium 20	56 Fe Iron 26	55 Mn Manganese 25	59 Co Cobalt 27	59 Ni Nickel 28	64 Cu Copper 29	70 Ga Gallium 31	73 Ge Germanium 32	75 As Arsenic 33	79 Se Selenium 34	80 Br Bromine 35	84 Kr Krypton 36									
85 Rb Rubidium 37	88 Sr Strontium 38	101 Ru Ruthenium 44	106 Pd Palladium 46	103 Rh Rhodium 45	108 Ag Silver 47	112 Cd Cadmium 48	115 In Indium 49	119 Sn Tin 50	122 Sb Antimony 51	128 Te Tellurium 52	127 I Iodine 53	131 Xe Xenon 54									
133 Cs Caesium 55	137 Ba Barium 56	186 Os Osmium 76	188 Re Rhenium 75	184 W Tungsten 74	195 Pt Platinum 78	201 Hg Mercury 80	204 Tl Thallium 81	207 Pb Lead 82	209 Bi Bismuth 83	210 Po Polonium 84	210 At Astatine 85	210 Rn Radon 86									
226 Ra Radium 88	227 Ac Actinium 89																				
*58-71 Lanthanoid series																					
†90-103 Actinoid series																					
<table border="0"> <tr> <td>a</td> <td>X</td> <td>a = relative atomic mass</td> </tr> <tr> <td>b</td> <td>X</td> <td>X = atomic symbol</td> </tr> <tr> <td></td> <td></td> <td>b = proton (atomic) number</td> </tr> </table>													a	X	a = relative atomic mass	b	X	X = atomic symbol			b = proton (atomic) number
a	X	a = relative atomic mass																			
b	X	X = atomic symbol																			
		b = proton (atomic) number																			
140 Ce Cerium 58	141 Pr Praseodymium 59	144 Nd Neodymium 60	150 Sm Samarium 62	152 Eu Europium 63	157 Gd Gadolinium 64	159 Tb Terbium 65	162 Dy Dysprosium 66	165 Ho Holmium 67	167 Er Erbium 68	169 Tm Thulium 69	173 Yb Ytterbium 70	175 Lu Lutetium 71									
232 Th Thorium 90	238 U Uranium 92	238 Pu Plutonium 94	238 Am Americium 95	238 Cm Curium 96	238 Bk Berkelium 97	238 Cf Californium 98	238 Es Einsteinium 99	238 Fm Fermium 100	238 Md Mendelevium 101	238 No Nobelium 102	238 Lr Lawrencium 103										

The volume of one mole of any gas is 24 dm³ at room temperature and pressure (r.t.p.).

Permission to reproduce items where third-party owned material protected by copyright is included has been sought and cleared where possible. Every reasonable effort has been made by the publisher (UCLES) to trace copyright holders, but if any items requiring clearance have unwittingly been included, the publisher will be pleased to make amends at the earliest possible opportunity.

University of Cambridge International Examinations is part of the Cambridge Assessment Group. Cambridge Assessment is the brand name of University of Cambridge Local Examinations Syndicate (UCLES), which is itself a department of the University of Cambridge.