



Cambridge IGCSE™ (9–1)

GEOGRAPHY

0976/42

Paper 4 Alternative to Coursework


May/June 2025

INSERT

1 hour 30 minutes

INFORMATION

- This insert contains additional resources referred to in the questions.
- You may annotate this insert and use the blank spaces for planning. **Do not write your answers** on the insert.



This document has **8** pages. Any blank pages are indicated.

Fig. 1.1 for Question 1

A Stevenson Screen



Fig. 1.2 for Question 1

A barometer

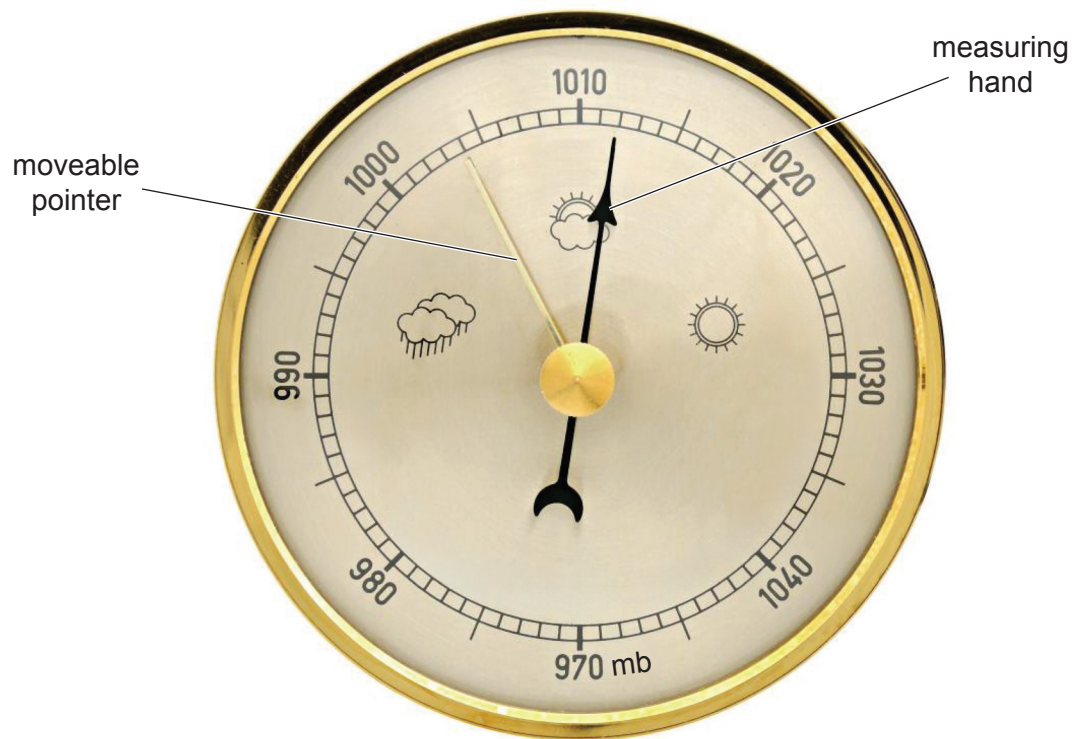


Table 1.2 for Question 1

Students' daily measurements of atmospheric pressure and temperature

| day | atmospheric pressure (mb) | temperature (°C) |
|-----|------------------------------|---------------------|
| 1 | 1007 | 12 |
| 2 | 1012 | 12 |
| 3 | 1020 | 11 |
| 4 | 1014 | 11 |
| 5 | 1019 | 9 |
| 6 | 1017 | 5 |
| 7 | 1012 | 10 |
| 8 | 1012 | 7 |
| 9 | 1022 | 4 |
| 10 | 1015 | 5 |
| 11 | 1017 | 6 |
| 12 | 1017 | 7 |
| 13 | 1002 | 8 |
| 14 | 1003 | 6 |
| 15 | 1008 | 5 |

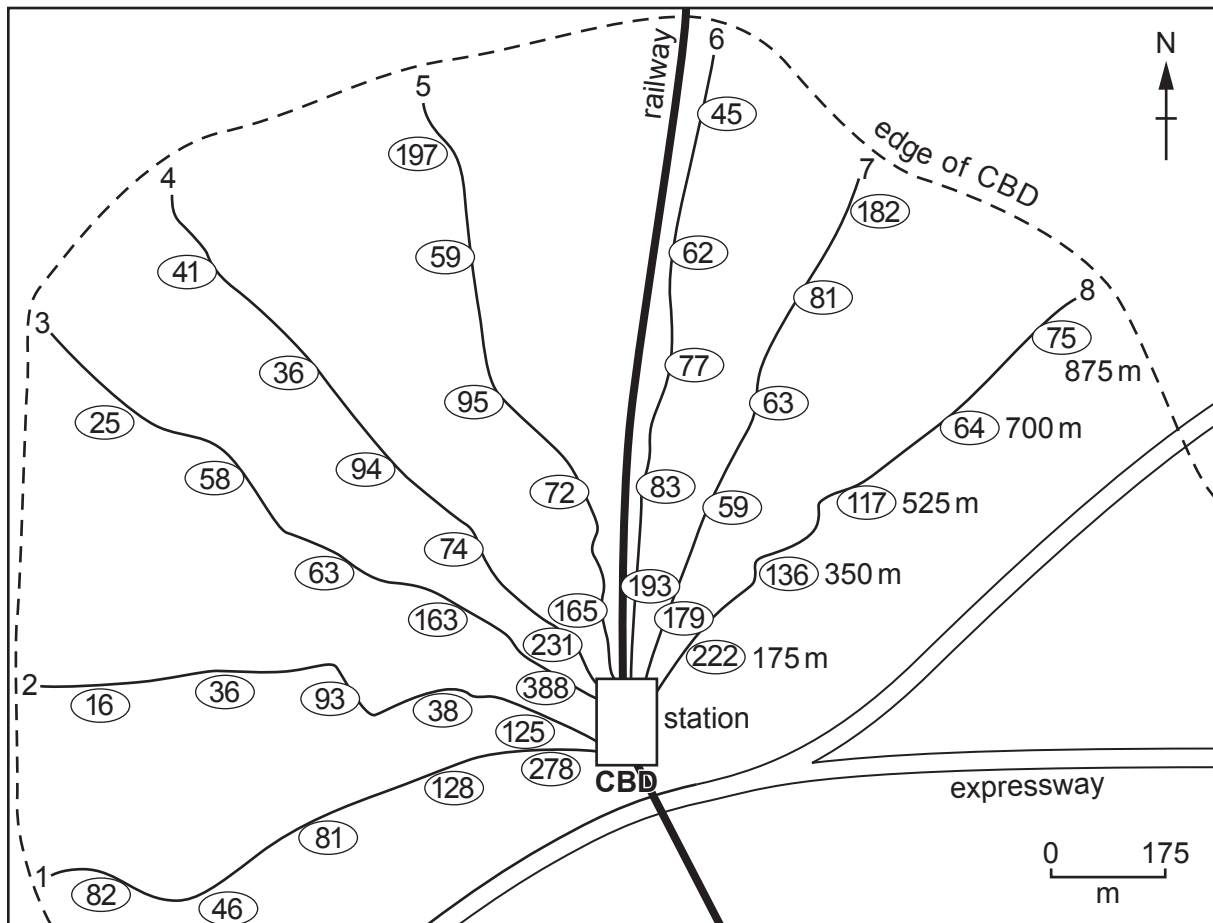
Table 1.3 for Question 1

Students' daily measurements of atmospheric pressure and rainfall

| day | atmospheric pressure (mb) | rainfall (mm) |
|-----|------------------------------|------------------|
| 1 | 1007 | 4.1 |
| 2 | 1012 | 2.5 |
| 3 | 1020 | 0 |
| 4 | 1014 | 3.2 |
| 5 | 1019 | 0 |
| 6 | 1017 | 0 |
| 7 | 1012 | 2.7 |
| 8 | 1012 | 3.9 |
| 9 | 1022 | 0 |
| 10 | 1015 | 1.6 |
| 11 | 1017 | 0.8 |
| 12 | 1017 | 0.5 |
| 13 | 1002 | 7.5 |
| 14 | 1003 | 9.3 |
| 15 | 1008 | 2.8 |

Fig. 2.1 for Question 2

Results of pedestrian count



The station is located in the centre of the CBD.

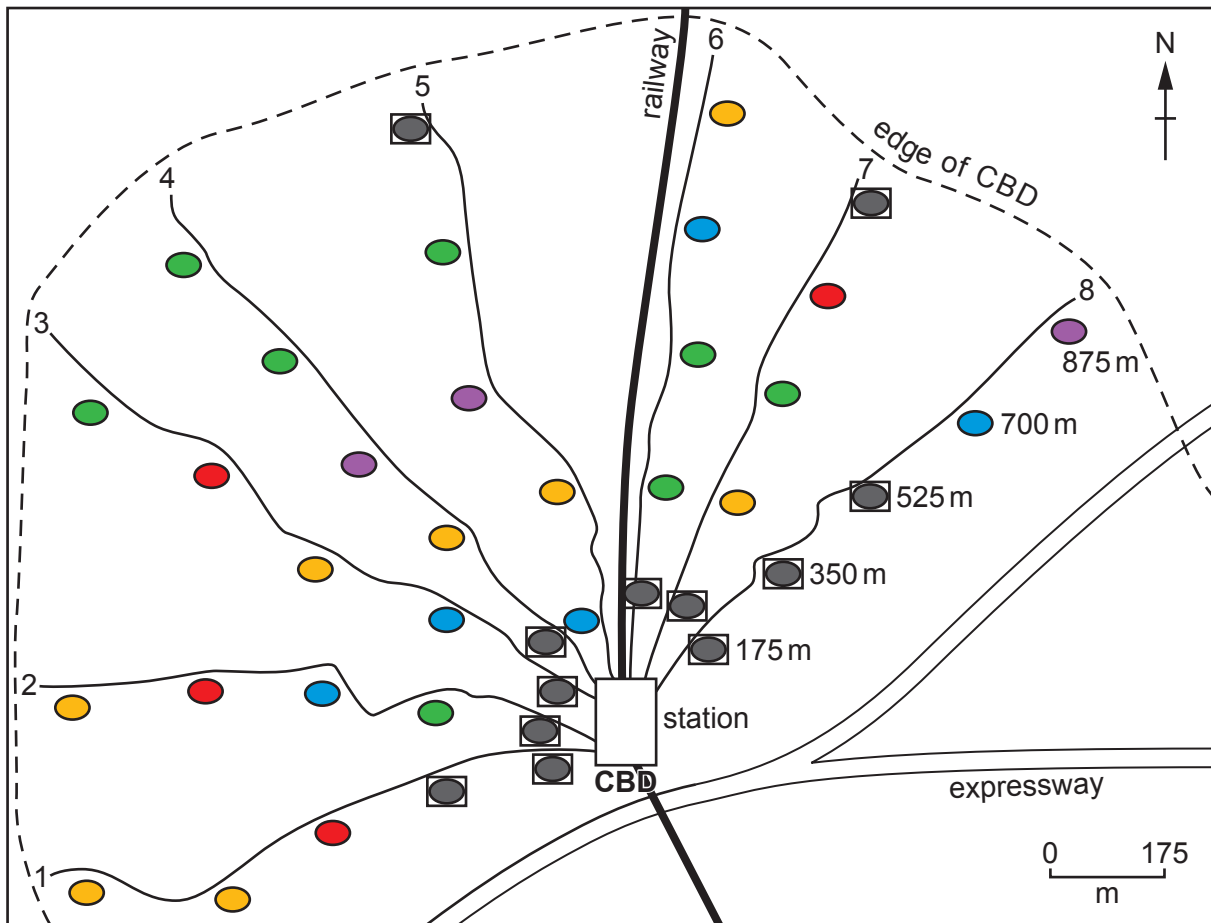
Key

(278) number of pedestrians counted at each site

— 1 to 8 are the roads with fieldwork sites going from the centre to the edge of the CBD

Fig. 2.3 for Question 2

Main land use at each site



The station is located in the centre of the CBD.

Key

— 1 to 8 are the roads with fieldwork sites going from the centre to the edge of the CBD

main land use

■ high-order services

● low-order services

● buildings under construction

● parking

● residential

● education

BLANK PAGE

The boundaries and names shown, the designations used and the presentation of material on any maps contained in this question paper/insert do not imply official endorsement or acceptance by Cambridge Assessment International Education concerning the legal status of any country, territory, or area or any of its authorities, or of the delimitation of its frontiers or boundaries.

Permission to reproduce items where third-party owned material protected by copyright is included has been sought and cleared where possible. Every reasonable effort has been made by the publisher (UCLES) to trace copyright holders, but if any items requiring clearance have unwittingly been included, the publisher will be pleased to make amends at the earliest possible opportunity.

To avoid the issue of disclosure of answer-related information to candidates, all copyright acknowledgements are reproduced online in the Cambridge Assessment International Education Copyright Acknowledgements Booklet. This is produced for each series of examinations and is freely available to download at www.cambridgeinternational.org after the live examination series.

Cambridge Assessment International Education is part of Cambridge Assessment. Cambridge Assessment is the brand name of the University of Cambridge Local Examinations Syndicate (UCLES), which is a department of the University of Cambridge.