

Centre Number	Candidate Number	Name
---------------	------------------	------

UNIVERSITY OF CAMBRIDGE INTERNATIONAL EXAMINATIONS
International General Certificate of Secondary Education

COMBINED SCIENCE

0653/05

Paper 5 Practical Test

October/November 2006

1 hour 30 minutes

Candidates answer on the Question Paper.

Additional Materials: As listed in Instructions to Supervisors

READ THESE INSTRUCTIONS FIRST

Write your Centre number, candidate number and name on all the work you hand in.

Write in dark blue or black pen.

You may use a soft pencil for any diagrams, graphs or rough working.

Do not use staples, paper clips, highlighters, glue or correction fluid.

Answer **all** questions.

Chemistry practical notes for this paper are printed on page 12

At the end of the examination, fasten all your work securely together.

The number of marks is given in brackets [] at the end of each question or part question.

For Examiner's Use	
1	
2	
3	
Total	

- 1 (a) Mammals have fur to insulate them against heat loss. You will do an experiment to find out what difference it would make to an animal's heat loss with both dry and wet cotton wool covering.

The test-tube of hot water represents the mammal and the cotton wool represents the fur.

- Wrap cotton wool around two test-tubes to a thickness of approximately 0.5 cm. Hold it in place by two elastic bands, as shown in Fig. 1.1. Place the tubes in a rack or hold them using a clamp.

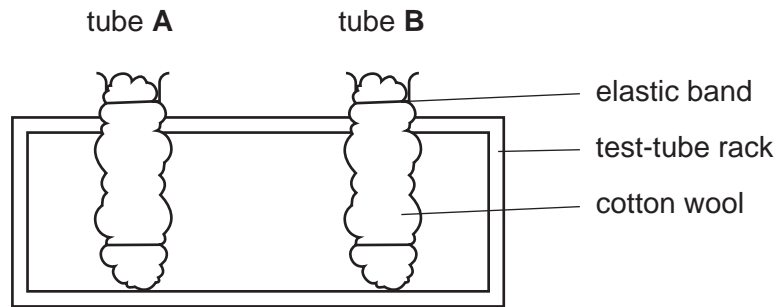


Fig. 1.1


- Wet the cotton wool of tube **B** by holding the covered tube under the tap, or by immersing it in a beaker of water. Gently squeeze the wet cotton wool to remove excess water, then replace the covered tube into the test-tube rack.
- Ask your supervisor for enough boiling water to fill the two tubes, leaving a space of about 5 cm at the top. Start with tube **A** first.
- Place a thermometer into each tube and wait for a few seconds. Take a reading from both thermometers at the same time and record the readings in Fig. 1.2.
- Continue to take readings every minute for 5 minutes.

time / minutes	temperature of tube A / °C	temperature of tube B / °C
0		
1		
2		
3		
4		
5		

Fig. 1.2

[4]

(b) (i) Plot temperature (vertical axis) against time for each tube. Draw smooth curves through the points and label the lines tube **A** and tube **B**.



(ii) Which test-tube, **A** or **B**, cooled faster?

..... [1]

(iii) Explain your answer.

.....
.....
..... [2]

2 You are going to cut out an L-shaped card and use it to take various measurements.

(a) Carefully cut out the L-shaped figure using the dimensions shown. If you make mistake you may ask for another piece of card.

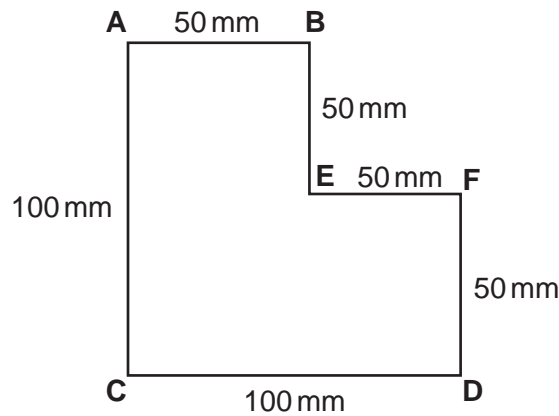


Fig. 2.1

(i) Measure the distance **CE** on your own cut L-shaped figure and record it below.

distance **CE** =mm [1]

- (ii)
- Make a mark 5 mm from point **A** so that distance **x**, shown on Fig. 2.2 is 5 mm.
 - Insert the drawing pin at this mark as near as possible to the edge **AB** of the card.
 - Attach the plumb-line to the pin and insert the pin in the cork or suitable support provided. Make sure that the card swings freely.
 - Mark the position of point **G**, where the plumb-line crosses the edge **CD**. Measure the distance **CG**. This distance is labelled **y** in the diagram. Record the distance, **y**, in Fig. 2.3

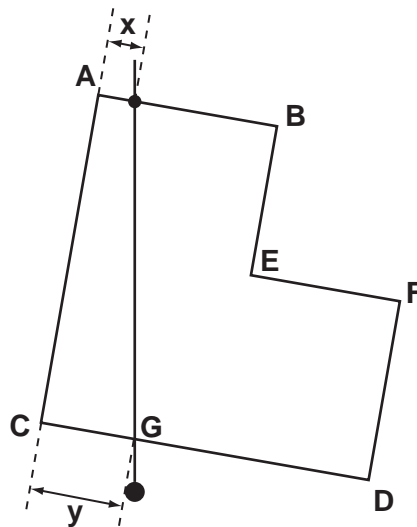



Fig. 2.2

x / mm	y / mm

Fig. 2.3

- (iii) Repeat the procedure for **four** further values of x , moving the pin about 5 mm nearer to **B** each time. Measure and record y for each new value of x . [3]

(b) (i) Plot a graph of **y** (vertical axis) against **x** and draw the best fit straight line through your points.



[4]

(ii) From the graph determine y_0 , the value of **y** when **x** = 0.

y_0 =mm [2]

- 3 You are provided with three solids, **A**, **B** and **C**. One is an acid, one a base and the other a salt. You are required to decide which is the acid, the base and the salt by carrying out the following tests (a), (b) and (c).

Some of the spaces are already completed. If you do not see a reaction, write 'no reaction'.

- (a) Place about one fifth of solid **A** in a test-tube. Add an equal amount of solid sodium carbonate. Add about 2 cm³ of water and mix. Note any reaction and record your observation in Fig. 3.1.

Test: addition of sodium carbonate and water		
solid A	solid B	solid C
	no reaction	white precipitate

Fig. 3.1

[1]

- (b) (i) Place another portion of solid **A** in a test-tube. Add an equal amount of ammonium chloride. Now add about 5 cm³ water and warm the mixture. If a gas is evolved you must identify it. Record your observation in Fig. 3.2 including the test for the identification of any gas given off.

- (ii) Repeat test (b)(i) using solid **B** in place of solid **A**.

Test: addition of ammonium chloride and water. Warm and identify any gas given off.		
solid A	solid B	solid C
		no reaction

Fig. 3.2

[3]

(c) (i) Use another portion of solid **B** and add about 5 cm³ of water. Shake the contents of the test-tube to dissolve the solid. You may filter the mixture if necessary.

Add aqueous ammonia solution a little at a time until it is in excess.

(ii) Repeat test (c)(i) using solid **C** in place of solid **B**. Record any observation in Fig. 3.3.

Test: addition of aqueous ammonia a little at a time until in excess.		
solid A	solid B	solid C
no apparent reaction		

Fig. 3.3 [3]

(d) Using the results of tests (a), (b) and (c), decide which is the **acid**, which is the **base** and which is the **salt** and give your reasons. Do not try to name the solids.

solid **A** is because

.....

solid **B** is because

.....

solid **C** is because

..... [3]

CHEMISTRY PRACTICAL NOTES

Test for anions

<i>anion</i>	<i>test</i>	<i>test result</i>
carbonate (CO_3^{2-})	add dilute acid	effervescence, carbon dioxide produced
chloride (Cl^-) [in solution]	acidify with dilute nitric acid, then add aqueous silver nitrate	white ppt.
nitrate (NO_3^-) [in solution]	add aqueous sodium hydroxide then aluminium foil; warm carefully	ammonia produced
sulphate (SO_4^{2-}) [in solution]	acidify then add aqueous barium chloride <i>or</i> aqueous barium nitrate	white ppt.

Test for aqueous cations

<i>cation</i>	<i>effect of aqueous sodium hydroxide</i>	<i>effect of aqueous ammonia</i>
ammonium (NH_4^+)	ammonia produced on warming	-
copper(II) (Cu^{2+})	light blue ppt., insoluble in excess	light blue ppt., soluble in excess giving a dark blue solution
iron(II) (Fe^{2+})	green ppt., insoluble in excess	green ppt., insoluble in excess
iron(III) (Fe^{3+})	red-brown ppt., insoluble in excess	red-brown ppt., insoluble in excess
zinc (Zn^{2+})	white ppt., soluble in excess giving a colourless solution	white ppt., soluble in excess, giving a colourless solution

Test for gases

<i>gas</i>	<i>test and test results</i>
ammonia (NH_3)	turns damp litmus paper blue
carbon dioxide (CO_2)	turns limewater milky
chlorine (Cl_2)	bleaches damp litmus paper
hydrogen (H_2)	"pops" with a lighted splint
oxygen (O_2)	relights a glowing splint

Permission to reproduce items where third-party owned material protected by copyright is included has been sought and cleared where possible. Every reasonable effort has been made by the publisher (UCLES) to trace copyright holders, but if any items requiring clearance have unwittingly been included, the publisher will be pleased to make amends at the earliest possible opportunity.

University of Cambridge International Examinations is part of the University of Cambridge Local Examinations Syndicate (UCLES), which is itself a department of the University of Cambridge.