



*Rewarding Learning*

**ADVANCED**  
**General Certificate of Education**  
**2019**

---

**Mathematics**

Assessment Unit M2

*assessing*

Module M2: Mechanics 2

**[AMM21]**

**WEDNESDAY 12 JUNE, MORNING**

---

**MARK**  
**SCHEME**

**GCE ADVANCED/ADVANCED SUBSIDIARY (AS) MATHEMATICS****Introduction**

The mark scheme normally provides the most popular solution to each question. Other solutions given by candidates are evaluated and credit given as appropriate; these alternative methods are not usually illustrated in the published mark scheme.

The marks awarded for each question are shown in the right hand column and they are prefixed by the letters **M**, **W** and **MW** as appropriate. The key to the mark scheme is given below:

**M** indicates marks for correct method.

**W** indicates marks for working.

**MW** indicates marks for combined method and working.

The solution to a question gains marks for correct method and marks for an accurate working based on this method. Where the method is not correct no marks can be given.

A later part of a question may require a candidate to use an answer obtained from an earlier part of the same question. A candidate who gets the wrong answer to the earlier part and goes on to the later part is naturally unaware that the wrong data is being used and is actually undertaking the solution of a parallel problem from the point at which the error occurred. If such a candidate continues to apply correct method, then the candidate's individual working must be followed through from the error. If no further errors are made, then the candidate is penalised only for the initial error. Solutions containing two or more working or transcription errors are treated in the same way. This process is usually referred to as "follow-through marking" and allows a candidate to gain credit for that part of a solution which follows a working or transcription error.

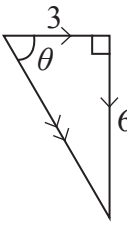
**Positive marking:**

It is our intention to reward candidates for any demonstration of relevant knowledge, skills or understanding. For this reason we adopt a policy of **following through** their answers, that is, having penalised a candidate for an error, we mark the succeeding parts of the question using the candidate's value or answers and award marks accordingly.

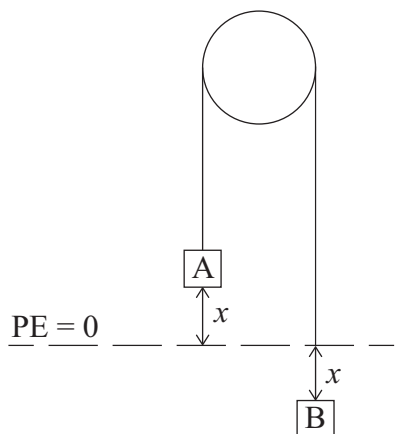
Some common examples of this occur in the following cases:

- (a) a numerical error in one entry in a table of values might lead to several answers being incorrect, but these might not be essentially separate errors;
- (b) readings taken from candidates' inaccurate graphs may not agree with the answers expected but might be consistent with the graphs drawn.

When the candidate misreads a question in such a way as to make the question easier only a proportion of the marks will be available (based on the professional judgement of the examining team).

		AVAILABLE MARKS	
1	(i) $\mathbf{a} = \frac{dv}{dt}$		
	$\mathbf{a} = 3\mathbf{i} - 2t\mathbf{j}$	M1W1	
	at $t = 3$ $\mathbf{a} = 3\mathbf{i} - 6\mathbf{j}$	MW1	
		M1	
	$\theta = \tan^{-1} \frac{6}{3}$		
	$\theta = 63.4^\circ$	W1	
	below +ve $\mathbf{i}$ direction		
	(ii) $\mathbf{r} = \int \mathbf{v} dt$		
	$\mathbf{r} = \frac{3t^2}{2} \mathbf{i} - \frac{t^3}{3} \mathbf{j} + 4t \mathbf{k} + \mathbf{c}$	M1W1	
	at $t = 0$ $\mathbf{r} = \mathbf{0} \quad \therefore \mathbf{c} = \mathbf{0}$	MW1	
2	$\mathbf{r} = \frac{3t^2}{2} \mathbf{i} - \frac{t^3}{3} \mathbf{j} + 4t \mathbf{k}$		
	at $t = 1$ $\mathbf{r} = \frac{3}{2} \mathbf{i} - \frac{1}{3} \mathbf{j} + 4\mathbf{k}$	MW1	
	$ \mathbf{r}  = \sqrt{\frac{9}{4} + \frac{1}{9} + 16}$	M1	
	$= 4.28 \text{ m}$	W1	11
	$\mathbf{F} = m\mathbf{a}$		
	$\mathbf{i} + 2\mathbf{j} = 0.2 \mathbf{a}$	M1 W1	
	$5\mathbf{i} + 10\mathbf{j} = \mathbf{a}$		
	$\mathbf{u} = \mathbf{0}$		
	$t = 3$		
	$\mathbf{a} = 5\mathbf{i} + 10\mathbf{j}$		
	$\mathbf{s} = \mathbf{ut} + \frac{1}{2} \mathbf{at}^2$		
	$\mathbf{s} = \frac{9}{2} (5\mathbf{i} + 10\mathbf{j})$	M1	
	$= \frac{45}{2} \mathbf{i} + 45\mathbf{j}$	W1	
	displacement from 0 $= \frac{45}{2} \mathbf{i} + 45\mathbf{j} + \mathbf{i} - \mathbf{j}$	M1	
	$= \frac{47}{2} \mathbf{i} + 44\mathbf{j}$	W1	6

3 (i)



$$\begin{aligned} \text{PE} &= mgh \\ \text{PE A} &= 2mgx \\ \text{PE B} &= -3mgx \end{aligned}$$

$$\text{Total PE} = -mgx$$

M1W1  
W1

MW1

$$\begin{aligned} \text{(ii) Total energy at start} &= \text{Total energy at end} \\ \text{KE} + \text{PE} &= \text{KE} + \text{PE} \\ \frac{1}{2}mv^2 + mgh &= \frac{1}{2}mv^2 + mgh \\ 0 &= \frac{1}{2}2mv^2 + \frac{1}{2}3mv^2 - mgx \\ &= \frac{5}{2}mv^2 - mgx \\ v &= \sqrt{\frac{2}{5}gx} \end{aligned}$$

M2

W2

W1

(iii)  $x < \text{distance between initial position of A and the pulley}$ 

MW1

AVAILABLE  
MARKS

10

4 (i)  $\boxed{650 \text{ kg}} \rightarrow 13 \text{ kW}$

$$P = Fv$$

$$13\,000 = Fv$$

$$\frac{13\,000}{v} = F$$

M1W1

$$F = ma$$

$$\frac{13\,000}{v} = 650 a$$

M1

$$a = \frac{20}{v}$$

W1

$$\frac{dv}{dt} = \frac{20}{v}$$

MW1

(ii)  $\frac{dv}{dt} = \frac{20}{v}$

$$\int_{10}^{20} v dv = \int_0^t 20 dt$$

M2W1

M1W1

$$\left[ \frac{v^2}{2} \right]_{10}^{20} = \left[ 20t \right]_0^t$$

MW1

$$\frac{400}{2} - \frac{100}{2} = 20t$$

$$t = 7\frac{1}{2}$$

W1

(iii)  $F = \frac{13\,000}{v}$  or  $a = \frac{20}{v}$

M1

as  $v$  increases  $F$  decreases

as  $v$  increases  $a$  decreases

only 1 force acting  $\therefore$  decreases  
or force and velocity are inversely  
proportional

W1

14

5 (i)  $KE = \frac{1}{2}mv^2$

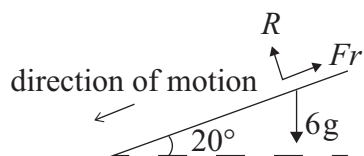
$$= \frac{1}{2} \times 6 \times 25$$

$$= 75 \text{ J}$$

M1

W1

(ii)



MW2

(iii) WD by resultant force = change in KE

M1

$$\text{resultant force} = 6g \sin 20^\circ - Fr$$

MW1

$$WD = F \times S$$

$$= (6g \sin 20^\circ - Fr) \times 15$$

M1W1

$$6g \sin 20^\circ \times 15 - Fr \times 15 = 75$$

W1

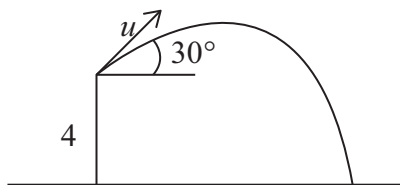
$$6g \sin 20^\circ \times 15 - 75 = WD$$

$$-227\text{J} = \text{WD by friction}$$

W1

10

6 (i)



$$\uparrow u = u \sin 30^\circ$$

$$s = -4$$

$$\uparrow + t = 3$$

$$a = -10$$

$$s = ut + \frac{1}{2} at^2$$

$$-4 = \frac{u}{2} \times 3 - 5 \times 9$$

$$-4 = \frac{3}{2} u - 45$$

$$u = 27\frac{1}{3} \text{ ms}^{-1}$$

M1W1

W1

$$\text{(ii)} \leftrightarrow u = u \cos 30^\circ$$

$$t = 3$$

$$a = 0$$

$$s = ?$$

$$s = ut + \frac{1}{2} at^2$$

$$s = 27\frac{1}{3} \times \cos 30^\circ \times 3$$

$$= 71.0 \text{ m}$$

M1

W1

$$\text{(iii)} \leftrightarrow u = 23.67$$

MW1

$$\uparrow u = 27\frac{1}{3} \times \frac{1}{2}$$

$$a = -10$$

$$t = 3$$

$$v = ?$$

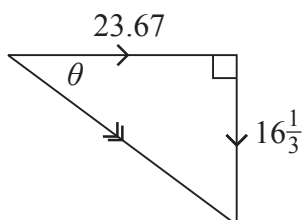
$$v = u + at$$

$$v = 27\frac{1}{3} \times \frac{1}{2} - 30$$

$$v = -16\frac{1}{3}$$

M1

W1



$$\text{speed} = \sqrt{23.67^2 + 16\frac{1}{3}^2} = 28.8 \text{ ms}^{-1} \quad \text{M1W1}$$

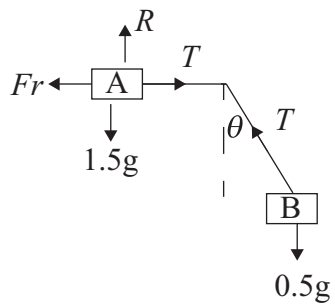
$$\text{direction } \theta = \tan^{-1} \frac{16\frac{1}{3}}{23.67}$$

$$= 34.6^\circ \text{ below +ve horizontal} \quad \text{MW2}$$

AVAILABLE  
MARKS

12

7 (i)



(ii) A  $\uparrow R = 1.5g$

$$Fr = \mu R$$

$$= \mu 1.5g$$

$$\leftrightarrow T = Fr$$

$$= \mu 1.5g$$

B  $\leftrightarrow T \sin \theta = m r \omega^2$

$$r = 0.8 \sin \theta$$

$$\mu 1.5g \sin \theta = 0.5 \times 0.8 \sin \theta \times 4^2$$

$$\mu = 0.435$$

AVAILABLE  
MARKS

MW2

MW1

M1

W1

MW1

M2W1

MW1

W1

W1

12

**Total**

**75**