



**ADVANCED**  
**General Certificate of Education**  
**2019**

---

**Mathematics**  
  
Assessment Unit M4  
*assessing*  
Module M4: Mechanics 4  
  
[AMM41]

**FRIDAY 21 JUNE, MORNING**

---

**MARK**  
**SCHEME**

## GCE ADVANCED/ADVANCED SUBSIDIARY (AS) MATHEMATICS

### Introduction

The mark scheme normally provides the most popular solution to each question. Other solutions given by candidates are evaluated and credit given as appropriate; these alternative methods are not usually illustrated in the published mark scheme.

The marks awarded for each question are shown in the right-hand column and they are prefixed by the letters **M**, **W** and **MW** as appropriate. The key to the mark scheme is given below:

**M** indicates marks for correct method.

**W** indicates marks for working.

**MW** indicates marks for combined method and working.

The solution to a question gains marks for correct method and marks for an accurate working based on this method. Where the method is not correct no marks can be given.

A later part of a question may require a candidate to use an answer obtained from an earlier part of the same question. A candidate who gets the wrong answer to the earlier part and goes on to the later part is naturally unaware that the wrong data is being used and is actually undertaking the solution of a parallel problem from the point at which the error occurred. If such a candidate continues to apply correct method, then the candidate's individual working must be followed through from the error. If no further errors are made, then the candidate is penalised only for the initial error. Solutions containing two or more working or transcription errors are treated in the same way. This process is usually referred to as "follow-through marking" and allows a candidate to gain credit for that part of a solution which follows a working or transcription error.

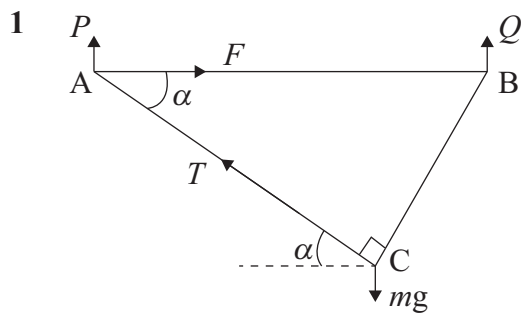
### Positive marking:

It is our intention to reward candidates for any demonstration of relevant knowledge, skills or understanding. For this reason we adopt a policy of **following through** their answers, that is, having penalised a candidate for an error, we mark the succeeding parts of the question using the candidate's value or answers and award marks accordingly.

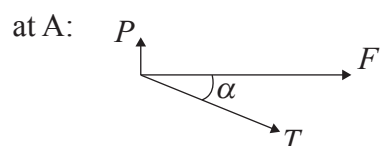
Some common examples of this occur in the following cases:

- (a) a numerical error in one entry in a table of values might lead to several answers being incorrect, but these might not be essentially separate errors;
- (b) readings taken from candidates' inaccurate graphs may not agree with the answers expected but might be consistent with the graphs drawn.

When the candidate misreads a question in such a way as to make the question easier only a proportion of the marks will be available (based on the professional judgement of the examining team).



at C:  $\nearrow$ :  $T - mg \cos(90^\circ - \alpha) = 0$   
 $T = mg \sin \alpha$



$\rightarrow$ :  $F + T \cos \alpha = 0$   
 $F = -mg \sin \alpha \cos \alpha$

$$= -\frac{12 mg}{25}$$

Force is a thrust

2  $[\text{shear stress}] = \frac{[\text{force}]}{[\text{area}]} = \frac{[MLT^{-2}]}{[L^2]}$   
 $= [ML^{-1}T^{-2}]$

$[\text{velocity gradient}] = \frac{[\text{velocity}]}{[\text{distance}]} = \frac{[LT^{-1}]}{[L]}$   
 $= [T^{-1}]$

$[\eta] = \frac{[ML^{-1}T^{-2}]}{[T^{-1}]} = [ML^{-1} T^{-1}]$

AVAILABLE  
MARKS

M1  
W1

M1  
W1

W1

M1

6

M1

W1

M1

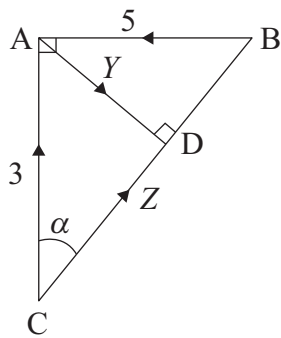
W1

M1

W1

6

3 (i)



$$\alpha = \tan^{-1}\left(\frac{3}{4}\right)$$

$$\uparrow: 3 - Y \sin \alpha + Z \cos \alpha = 0$$

$$3 = \frac{3}{5} Y - \frac{4}{5} Z \quad \text{①}$$

$$\rightarrow: Y \cos \alpha + Z \sin \alpha - 5 = 0$$

$$5 = \frac{4}{5} Y + \frac{3}{5} Z \quad \text{②}$$

$$\text{①} \times 3 + \text{②} \times 4:$$

$$29 = 5 Y$$

$$Y = 5.8$$

$$\text{②}: \quad 5 = 4.64 + 0.6 Z$$

$$Z = 0.6$$

$$\text{(ii)} \quad AD = 4 \sin \alpha = 2.4 \text{ m}$$

$$\curvearrowright \text{A}: \quad M = 0.6 \times 2.4$$

$$= 1.44 \text{ Nm}$$

AVAILABLE  
MARKS

M1

W1

M1

W1

M1

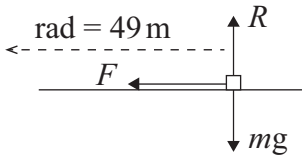
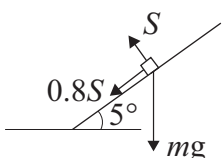
W1

MW1

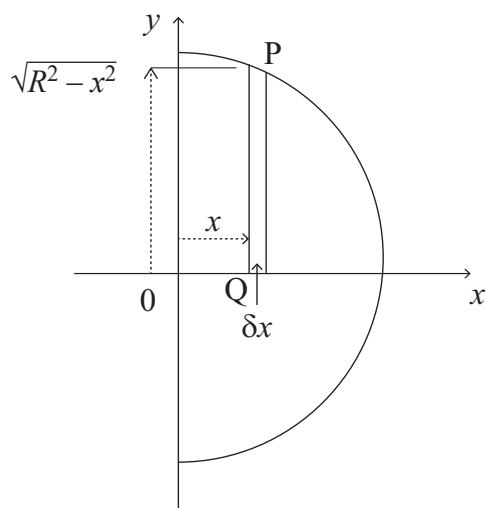
M1 MW1

W1

10

4	(i) $mg = \frac{GMm}{R^2}$ $G = \frac{g R^2}{M}$	M1W1	AVAILABLE MARKS
		W1	
	(ii) $\frac{GMm}{d^2} = m d \omega^2$	M1W1	
	$\omega^2 = \frac{GM}{d^3} = \frac{gR^2}{d^3}$	M1W1	
	$T = \frac{2\pi}{\omega} = \frac{2\pi}{R} \sqrt{\frac{d^3}{g}}$	M1W1	
	(iii) $d^3 = g \frac{R^2 T^2}{4\pi^2}$ $= \frac{9.8 \times (6.4 \times 10^6)^2 \times 86400^2}{4\pi^2}$	MW1	
	$d = 4.23 \times 10^7$	W1	11
5	(i) 		
	$\uparrow: R = mg$ $F = \mu R = \mu mg$	MW1	
	at speed $v$ : $\leftarrow: 0.8 \times 9.8 m = \frac{m v^2}{49}$	M2	
	$v = 19.6$	W1	
	(ii) 		
	$\uparrow: S \cos 5^\circ - 0.8 S \sin 5^\circ = mg$	M1W1	
	$\leftarrow: S \sin 5^\circ + 0.8 S \cos 5^\circ = \frac{m V^2}{49}$	M2W2	
	Divide: $\frac{\sin 5^\circ + 0.8 \cos 5^\circ}{\cos 5^\circ - 0.8 \sin 5^\circ} = \frac{V^2}{49g}$	M1W1	
	$V = 21.4 \text{ ms}^{-1}$	W1	13

6 (i)



M1

Consider the disc generated when the strip PQ is rotated once about the  $x$ -axis

Its mass  $\delta m$  is given by

$$\delta m = \pi(R^2 - x^2) \delta x$$

MW1

Its moment about the  $y$ -axis is given by

$$\begin{aligned} \delta M &= x \delta m \\ &= \pi(R^2 x - x^3) \delta x \end{aligned}$$

MW1

$$M = \pi \int_0^R (R^2 x - x^3) dx$$

M1

$$= \pi \left[ \frac{R^2 x^2}{2} - \frac{x^4}{4} \right]_0^R$$

$$= \frac{\pi R^4}{4}$$

W1

$$m = \pi \int_0^R (R^2 - x^2) dx$$

$$= \pi \left[ R^2 x - \frac{x^3}{3} \right]_0^R$$

$$= \frac{2}{3} \pi R^3$$

MW1

Distance of centre of mass from centre of circular face is

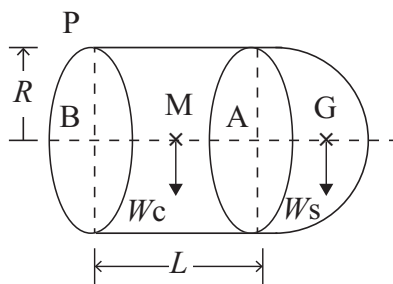
$$d = \frac{M}{m} = \frac{\pi R^4}{4} \times \frac{3}{2\pi R^3}$$

$$= \frac{3}{8} R$$

MW1

AVAILABLE  
MARKS

(ii)



$$W_S = \frac{2}{3} \pi R^3 g$$

$$W_C = \pi R^2 L g$$

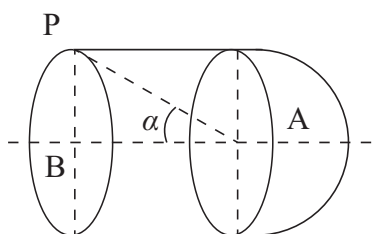
$$\hat{A}: \frac{2}{3} \pi R^3 g \times \frac{3}{8} R - \pi R^2 L g \times \frac{L}{2} = 0$$

$$L = \frac{R \sqrt{2}}{2}$$

M1 W2

W1

(iii)



$$\tan \alpha = \frac{R}{L} = \sqrt{2}$$

$$\alpha = 54.7^\circ$$

M1 W1

MW1

14

		AVAILABLE MARKS	
7	<p>(i)</p> $\begin{array}{ccc} \text{X} & & \text{Y} \\ \rightarrow u & & \rightarrow 0 \\ \textcircled{m} & e & \textcircled{2m} \\ \rightarrow v_1 & & \rightarrow v_2 \end{array} \rightarrow +\text{ive}$ $v_2 - v_1 = -e(0 - u) = eu \quad \text{--- ①}$ $mv_1 + 2mv_2 = mu + 0$ $v_1 + 2v_2 = u \quad \text{--- ②}$ <p>② <math>-2 \times</math> ①: <math>3v_1 = u(1 - 2e)</math></p> $v_1 = \frac{1}{3}(1 - 2e)u$ <p>From ①: <math>v_2 = eu + \frac{1}{3}(1 - 2e)u</math></p> $= \frac{1}{3}(1 + e)u$	M1W1	
		M1W1	
		M1	
		W1	
		M1	
		W1	
	<p>(ii)</p> $\begin{array}{ccc} \text{Y} & & \text{Z} \\ \rightarrow \frac{1}{3}(1 + e)u & & \rightarrow 0 \\ \textcircled{2m} & e & \textcircled{3m} \\ \rightarrow v_3 & & \rightarrow v_4 \end{array}$ $v_4 - v_3 = -e(0 - \frac{1}{3}(1 + e)u)$ $= \frac{1}{3}(e + e^2)u \quad \text{--- ③}$ $2m v_3 + 3m v_4 = 2m \times \frac{1}{3}(1 + e)u \quad \text{--- ④}$	MW1	
		MW1	
	<p>④ <math>-3 \times</math> ③: <math>5v_3 = \frac{2}{3}(1 + e)u - (e + e^2)u</math></p> $v_3 = \frac{1}{15}(2 - e - 3e^2)u$	W1	
	<p>(iii) We need <math>v_1 &gt; v_3</math></p> $\frac{1}{3}(1 - 2e)u > \frac{1}{15}(2 - e - 3e^2)u$ $e^2 - 3e + 1 > 0$ $e < \frac{3 - \sqrt{5}}{2} \quad \text{or} \quad e > \frac{3 + \sqrt{5}}{2}$ <p>Range of possible values: <math>0 &lt; e &lt; \frac{3 - \sqrt{5}}{2}</math></p>	M1	
		W1	
		M1	
		W1	
	<b>Total</b>		15
			<b>75</b>