



Rewarding Learning

ADVANCED SUBSIDIARY (AS)  
General Certificate of Education  
2017

Centre Number

--	--	--	--	--

Candidate Number

--	--	--	--

## Physics

Assessment Unit AS 3B

(Theory)

*assessing*Practical Techniques  
and Data Analysis**[SPH32]****MV18****THURSDAY 15 JUNE, MORNING**

### Time

1 hour, plus your additional time allowance.

### Instructions to Candidates

Write your Centre Number and Candidate Number in the spaces provided at the top of this page.

**You must answer the questions in the spaces provided.**

Complete in black ink only.

Answer **all six** questions.

### Information for Candidates

The total mark for this paper is 50.


Figures in brackets printed at the end of each question indicate the marks awarded to each question or part question.

- 1 In devices such as X-ray tubes and CROs electrons need to be accelerated up to high speeds. **Table 1.1** provides data on the kinetic energy acquired by an electron when accelerated through a potential difference.

**Table 1.1**

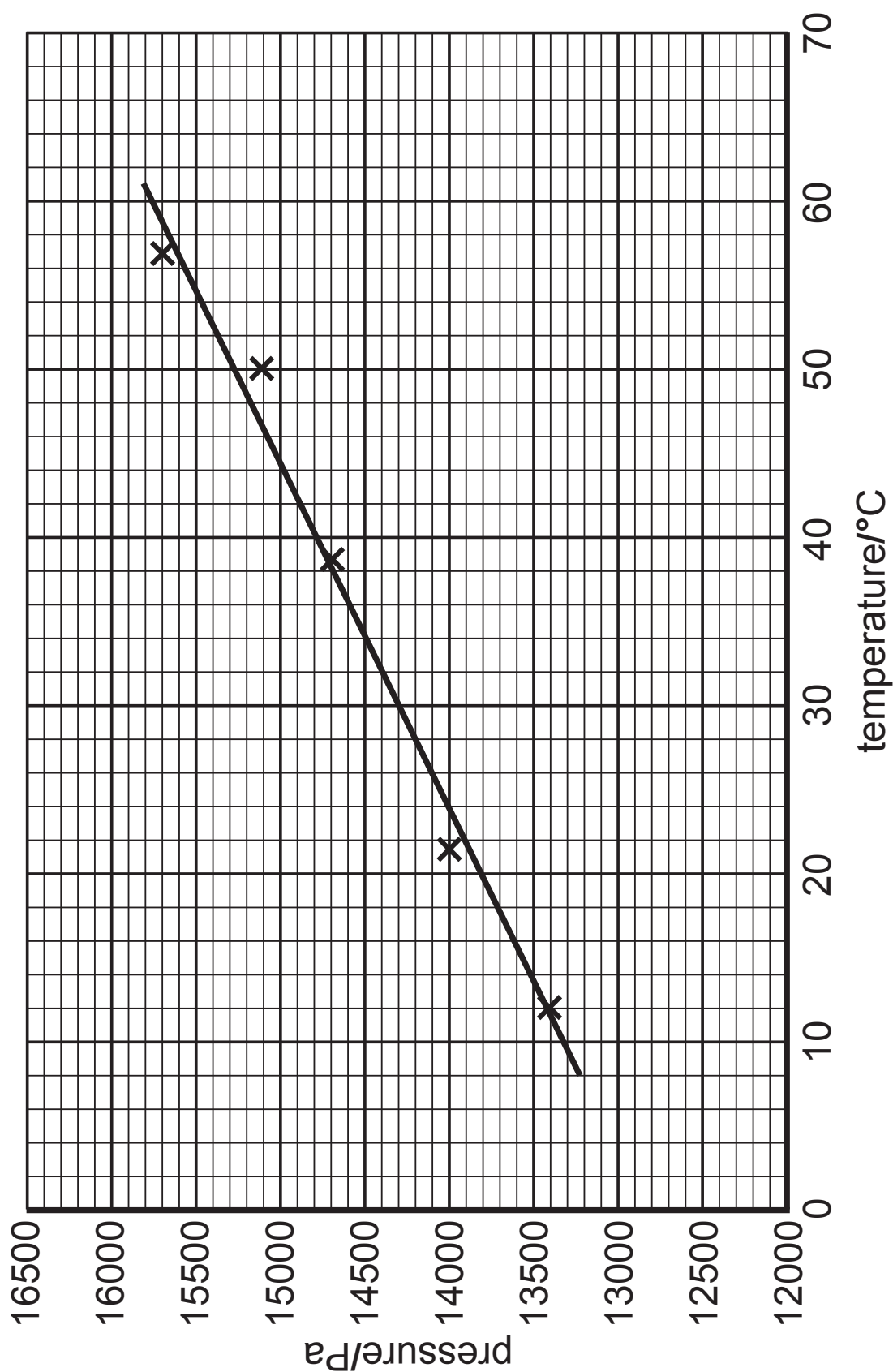
Potential difference / V	120	568	1274	1686	2540
Kinetic energy / fJ	$1.92 \times 10^{-2}$	$9.09 \times 10^{-2}$	$2.04 \times 10^{-1}$	$2.70 \times 10^{-1}$	$4.06 \times 10^{-1}$

On **Fig. 1.1**, plot a graph of potential difference against kinetic energy and draw the best fit line. [8 marks]



**Fig. 1.1**

- 2 The graph drawn in **Fig. 2.1** shows the relationship between the gas pressure measured in Pa and the temperature of a gas measured in  $^{\circ}\text{C}$ .



**Fig. 2.1**

- (a) Determine the gradient of the best fit line shown in **Fig. 2.1**.

Gradient = \_\_\_\_\_ [3 marks]

Unit = \_\_\_\_\_ [1 mark]

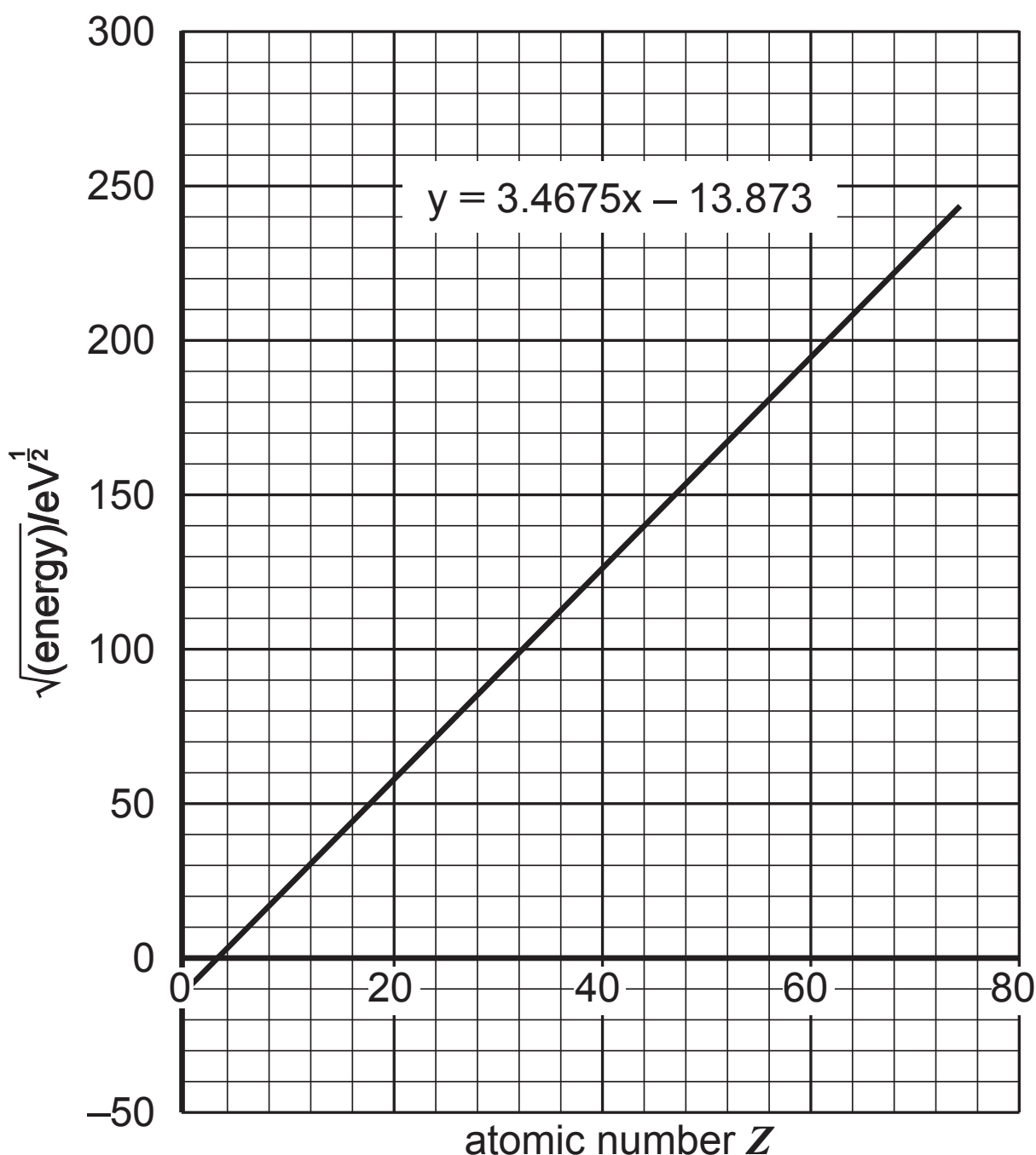
- (b) (i) Draw an extreme fit line for the points shown in **Fig. 2.1**. [1 mark]

- (ii) Use the extreme fit line to determine the percentage uncertainty in the gradient of the best fit line in **Fig. 2.1**. [3 marks]

Percentage uncertainty = \_\_\_\_\_ %

- 3 The graph in **Fig. 3.1** shows how the **square root** of the **electronvolt energy** of a characteristic X-ray photon depends on the atomic number of the element from which it is emitted.

The software package used to produce the graph in **Fig. 3.1** has provided the equation of the best fit (trend) line.



**Fig. 3.1**

The relationship between the X-ray photon energy  $E$  and element atomic number  $Z$  is given by **Equation 3.1**

$$E = a(Z - b)^2 \quad \text{Equation 3.1}$$

where  $a$  and  $b$  are constants.

**(a)** Determine values for constants  $a$  and  $b$ . [3 marks]

$a =$  \_\_\_\_\_

$b =$  \_\_\_\_\_

**(b)** State the units for constants  $a$  and  $b$ . If there is no unit, state '**none**'. [2 marks]

unit of  $a =$  \_\_\_\_\_

unit of  $b =$  \_\_\_\_\_

- 4 Table 4.1** provides data about the length of a simple pendulum and the periodic time of that pendulum. All lengths were measured using a standard metre rule and all times were measured using a standard stopwatch/clock.

**Table 4.1**

Length / cm	Time for 20 oscillations / s					Periodic time / s
	$t_1$	$t_2$	$t_3$	$t_4$	mean	
13.5	14.35	14.89	15.26	14.78	14.82	0.74
35.9	25.05	23.30	24.10	24.04	24.12	
54.2	29.58	25.66	29.20	29.86		
78.3	35.77	35.74	35.68	35.56	35.69	1.78
95	39.07	39.16	39.29	39.26	39.20	1.96

- (a) (i)** Calculate the periodic time of the pendulum of length 35.9 cm. [2 marks]

Periodic time = \_\_\_\_\_ s

- (ii)** Calculate the mean time for 20 oscillations for the pendulum of length 54.2 cm. [2 marks]

Mean time = \_\_\_\_\_ s



- (iii) The pendulum length 95 cm is accurately measured but is recorded incorrectly. Write down how it should be recorded and explain why your suggestion is correct. [2 marks]

---

---

---

---

- (b) (i) Explain why 20 oscillations were timed. [2 marks]

---

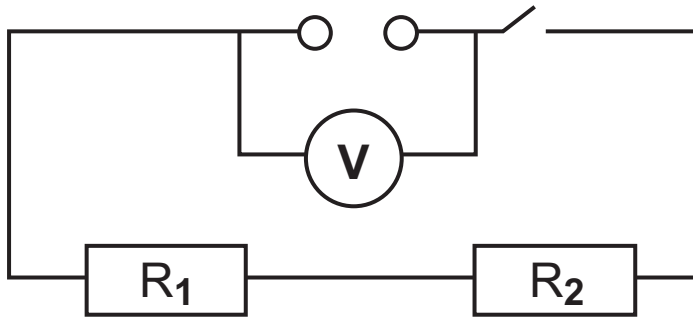
---

- (ii) Explain why the timing for 20 oscillations was repeated 4 times. [2 marks]

---

---

- 5 A potential difference is applied across two resistors in series. **Fig. 5.1** shows the arrangement.



**Fig. 5.1**

- When the switch is closed the voltmeter records a potential difference of 14.5 V. The voltmeter reading has an uncertainty of  $\pm 0.1$  V.
- Resistor  $R_1$  has a value of  $470\ \Omega \pm 10\%$ .
- Resistor  $R_2$  has a value of  $320\ \Omega \pm 5\%$ .

- (a) (i) Calculate the percentage uncertainty in the potential difference. [2 marks]

Percentage uncertainty =  $\pm$  \_\_\_\_\_ %

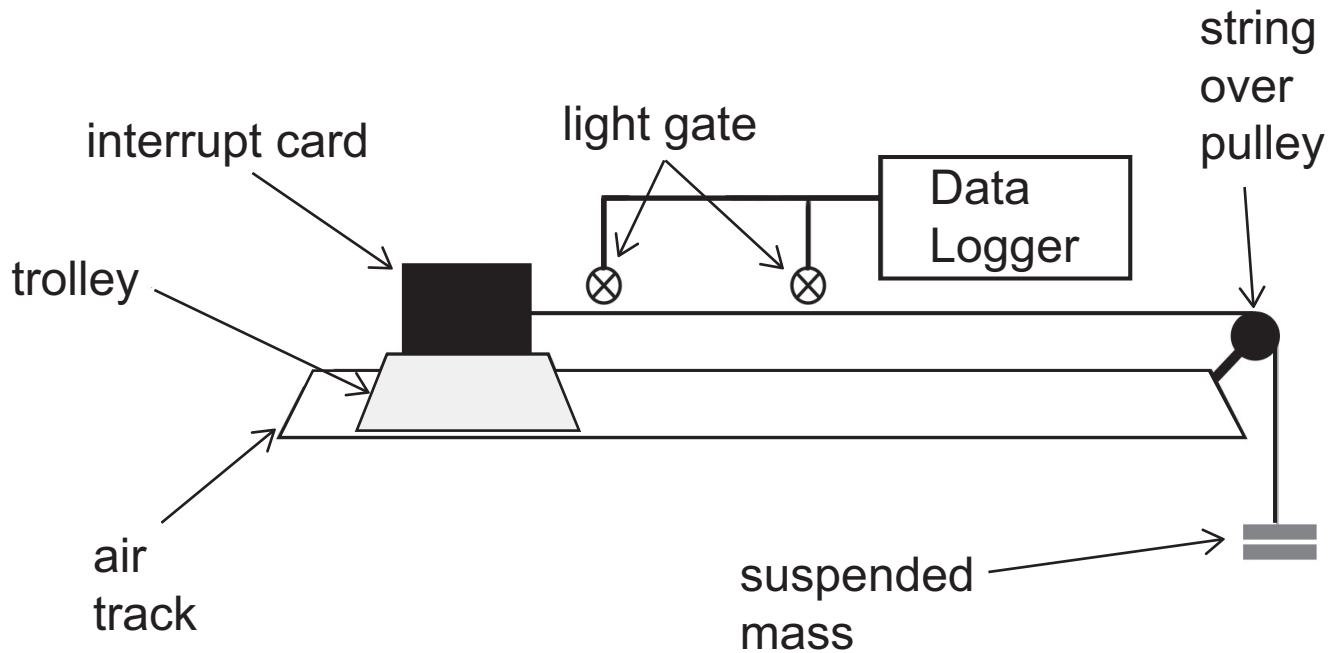
- (ii) Calculate the percentage uncertainty in the total external resistance of the circuit. [3 marks]

Percentage uncertainty =  $\pm$  \_\_\_\_\_ %

- (b) When the switch is closed, use  $P = \frac{V^2}{R}$  to determine the absolute uncertainty in the power dissipated in the external circuit. [4 marks]

Absolute uncertainty =  $\pm$  \_\_\_\_\_ W

- 6 A student is verifying that the acceleration experienced by an object of constant mass is proportional to the resultant force acting on the object. **Fig. 6.1** illustrates the experimental arrangement used by the student.



**Fig. 6.1**

- (a) State any data that has to be input to the Data Logger so that the acceleration of the trolley can be determined.  
[1 mark]

---



---

- (b) Explain, fully, how the apparatus shown in **Fig. 6.1** facilitates the determination of an accurate value for the resultant force. [3 marks]

---

---

---

---

---

---

- (c) The force is increased by adding further slotted masses to those suspended above the ground. Explain why this is a problem and outline a procedure for overcoming this problem. [3 marks]

---

---

---

---

---

---

---

---

---

---

---

---

---

---

---

---

- (d) Where would you position the light gates if you were performing the experiment using a 2 m long air track sitting on a bench 0.76 m high? Explain your answer. [3 marks]

---

---

---

---

---

---

---

---

---

---

---

---

---

---

---

---

**THIS IS THE END OF THE QUESTION PAPER**

---



For Examiner's use only	
Question Number	Marks
1	
2	
3	
4	
5	
6	

<b>Total Marks</b>	
------------------------	--

Examiner Number

Permission to reproduce all copyright material has been applied for.  
In some cases, efforts to contact copyright holders may have been unsuccessful and CCEA  
will be happy to rectify any omissions of acknowledgement in future if notified.