



General Certificate of Secondary Education  
2012

Centre Number

71

Candidate Number

## Geography

Unit 2: Living in Our World

Higher Tier

[GGG22]



MONDAY 18 JUNE, MORNING

### TIME

1 hour 30 minutes.

### INSTRUCTIONS TO CANDIDATES

Write your Centre Number and Candidate Number in the spaces provided at the top of this page.

Write your answers in the spaces provided in this question paper.  
Answer **all** questions.

### INFORMATION FOR CANDIDATES

The total mark for this paper is 100.

Figures in brackets printed down the right-hand side of pages indicate the marks awarded to each question or part question.

Quality of written communication will be assessed in questions **1(b)**, **1(h)(ii)** and **2(c)(ii)**.

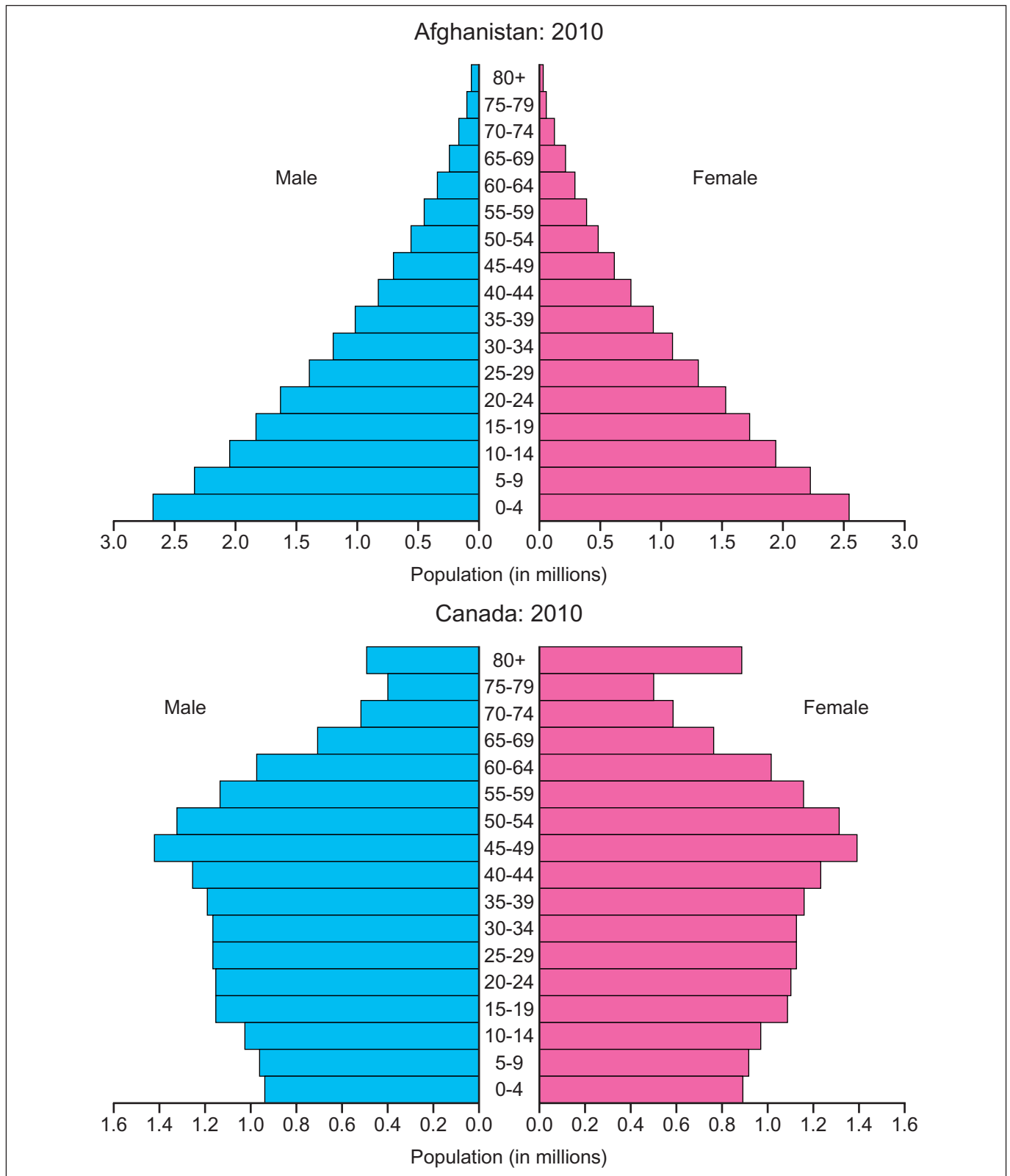
For Examiner's  
use only

Question Number	Marks
1	
2	
3	

Total  
Marks

## Theme A: People and Where they Live

- 1 (a) Study **Fig. 1** which shows population pyramids. Answer the questions which follow.



© Rapid Intelligence <http://www.nationmaster.com/country/in-afghanistan/Age-distribution>  
[http://www.nationmaster.com/country/ca-canada/Age\\_distribution](http://www.nationmaster.com/country/ca-canada/Age_distribution)

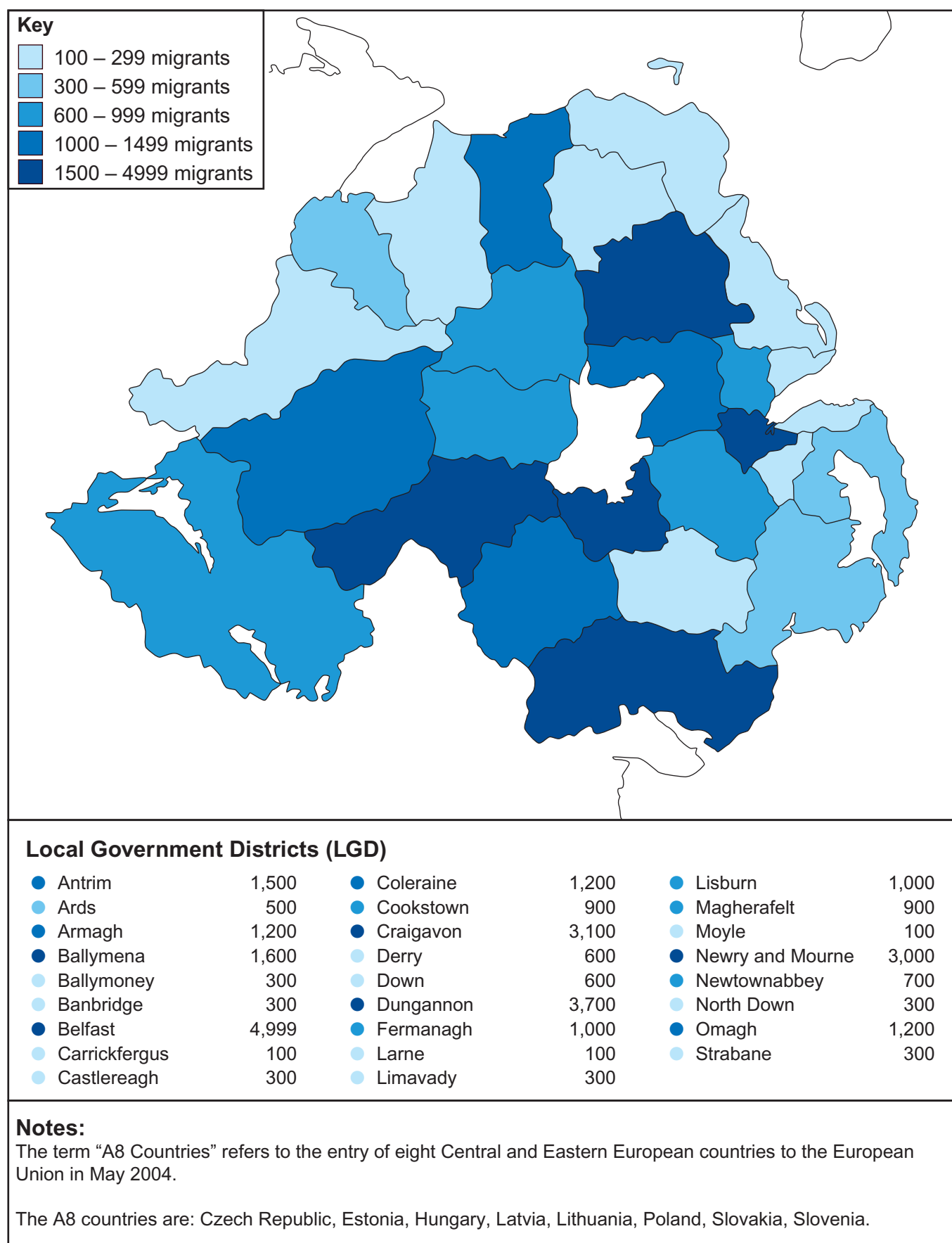
**Fig. 1**





**BLANK PAGE**  
**(Questions continue overleaf)**

(c) Study **Fig. 2** which shows migrants from the A8 countries to Northern Ireland. Answer the questions which follow.



© Crown copyright

Fig. 2

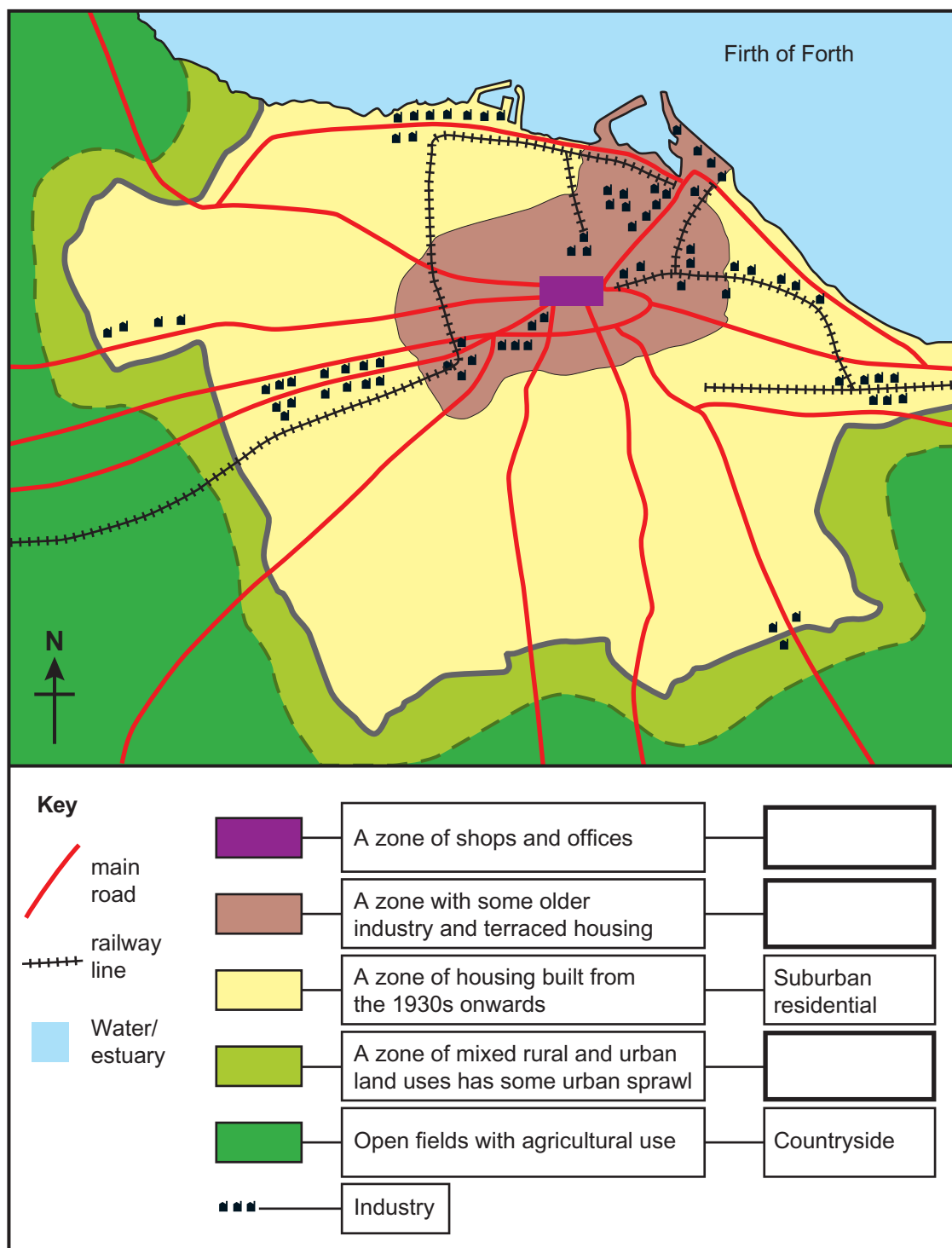








- (g) Study **Fig. 4** which shows a land use map of Edinburgh. Answer the questions below.



Source: examiner

**Fig. 4**

- (i) Complete the key to the land use sketch map of Edinburgh (**Fig. 4**) by adding the correct land use zone onto the key. Choose your answers from the list below.

Entertainment      CBD      Rural-urban fringe      Inner City

[3]



[illegible]7320



- (iv) Explain how the HDI score indicates the level of development of a country.

---

---

---

---

---

---

---

---

---

---

[4]

Examiner Only	
Marks	Remark

Examiner Only	
Marks	Remark

(i) Name the country which once ruled Kenya.

(ii) State the number of Independent countries in Africa in 1914.

---

 [1]

**(iii)** Explain how historical factors can hinder development in LEDCs. You should mention places in your answer.

---

---

---

---

---

---

---

---

---

---


---

---

[6]



- (c) Study **Fig. 7** which shows how an aid organisation spends its donations. Answer the questions which follow.



**Fig. 7**

- (i) State the type of aid which is shown on **Fig. 7**. Underline the correct answer from the list below.

**Tied**

**Multilateral**

**Voluntary**

[1]



## Theme C: Managing Our Resources

- 3 (a) Study **Fig. 8** which shows how two Council areas are dealing with waste in a sustainable manner. Answer the questions which follow.

**Waste to be turned into power in Co. Tyrone.**

- Tullyvar Landfill Site outside Ballygawley, Co. Tyrone, is jointly owned by Dungannon and Omagh Councils.
- The Councils have embraced the concept of renewable and sustainable energy by utilising methane gas given off from landfill waste.
- Using landfill gas to generate electricity is a very effective form of recycling. The project will use some 5000 tonnes/year of gas produced from landfill. The project will produce enough electricity for the equivalent of 800 homes.



© Hemera / Thinkstock

Source: Adapted from Tyrone Courier June 2010

**Fig. 8**

- (i) Name the gas that is used to generate electricity in **Fig. 8**.

\_\_\_\_\_ [1]

- (ii) State the meaning of the term **landfill site**.

\_\_\_\_\_  
 \_\_\_\_\_  
 \_\_\_\_\_  
 \_\_\_\_\_ [2]

Examiner Only

Marks Remark



- (c) Study **Fig. 9** which shows an article about holidays taken by pensioners. Answer the questions which follow.

### Forever Young Pensioners Taking More Long-haul Holidays

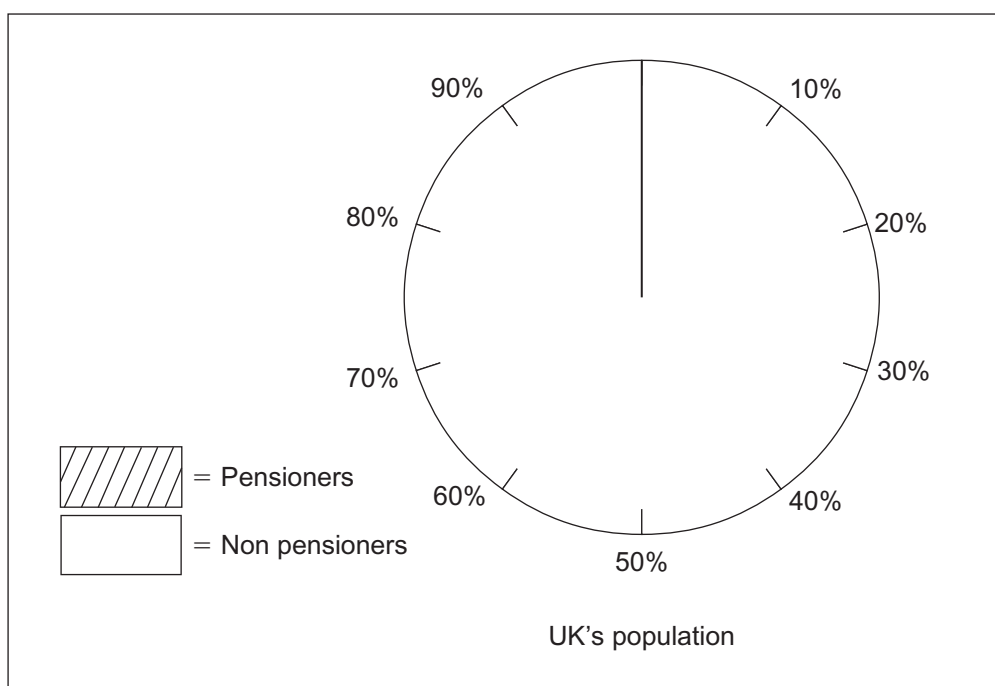


- There are nearly 12 million pensioners, almost 1 in 5 (20%) of the UK's total population.
- Older people holiday more widely for example more than 121,000 trips of 3–6 months were taken by adults over 65.
- 25 per cent (one in four) of households with one or more adults over 65 have over £20,000 in savings.
- Life expectancy figures are 81.5 years for women and 77.3 years for men.

© Monkey Business / Thinkstock

**Fig. 9**

- (i) Using information given in **Fig. 9**, complete **Fig. 10** to show the percentage of pensioners in the UK. [2]



**Fig. 10**



[illegible]

Examiner Only	
Marks	Remark

**THIS IS THE END OF THE QUESTION PAPER**

Permission to reproduce all copyright material has been applied for.  
In some cases, efforts to contact copyright holders may have been unsuccessful and CCEA  
will be happy to rectify any omissions of acknowledgement in future if notified.