



General Certificate of Secondary Education  
2014–2015

Centre Number

--	--	--	--	--

Candidate Number

--	--	--	--

# Double Award Science: Chemistry

Unit C1  
Higher Tier

[GSD22]



WEDNESDAY 25 FEBRUARY 2015, MORNING

## TIME

1 hour.

## INSTRUCTIONS TO CANDIDATES

Write your Centre Number and Candidate Number in the spaces provided at the top of this page.

Write your answers in the spaces provided in this question paper.  
Answer **all eight** questions.

## INFORMATION FOR CANDIDATES

The total mark for this paper is 70.

Figures in brackets printed down the right-hand side of pages indicate the marks awarded to each question or part question.

Quality of written communication will be assessed in Question 3.  
A Data Leaflet, which includes a Periodic Table of the Elements, is included in this question paper.

For Examiner's  
use only

Question Number	Marks
1	
2	
3	
4	
5	
6	
7	
8	

Total  
Marks

--

**BLANK PAGE**

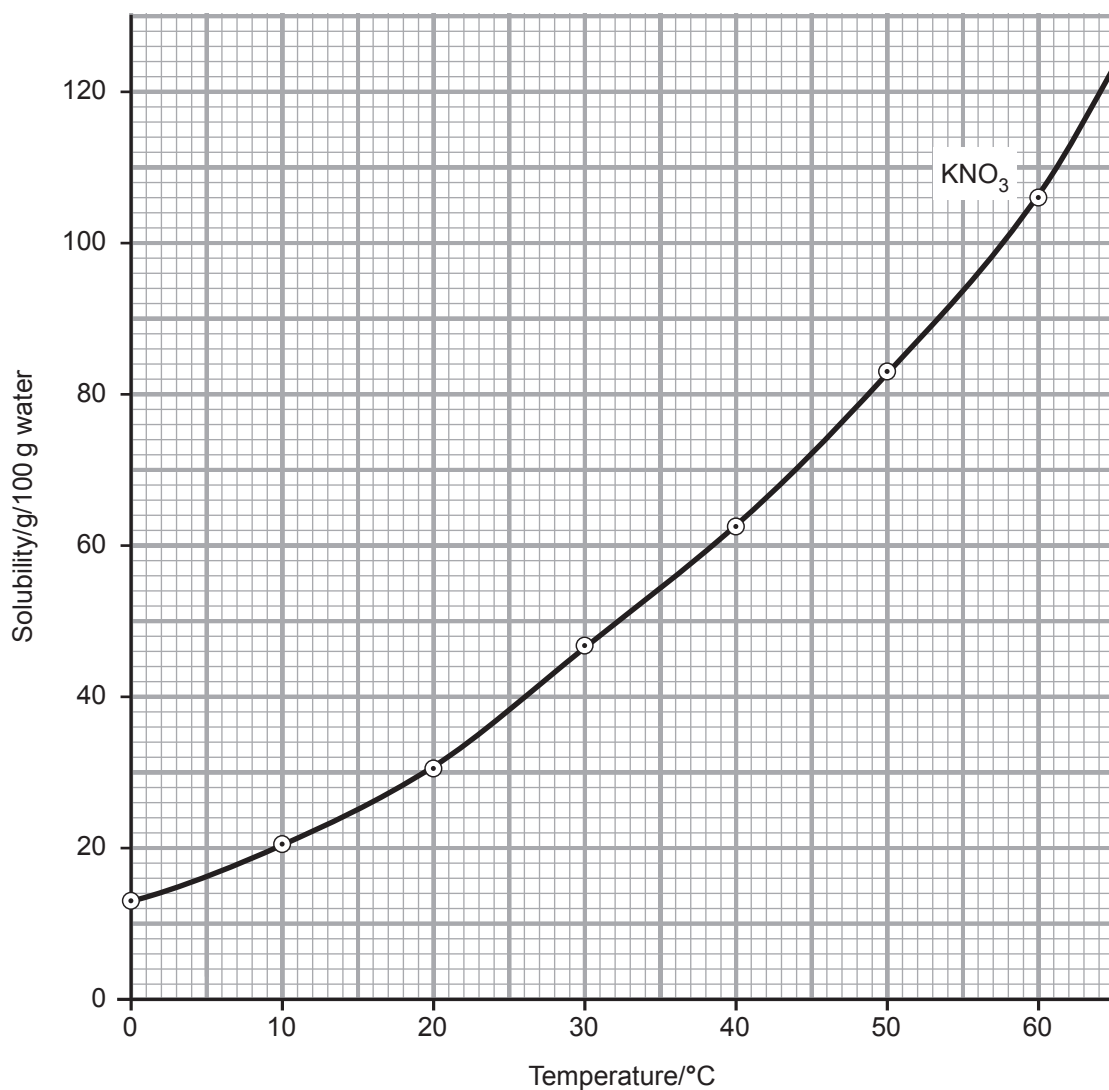
Examiner Only	
Marks	Remark

[5]

	Symbol
A	
D	
E	

[3]

- 2 The graph below shows the solubility curve for potassium nitrate,  $\text{KNO}_3$ .

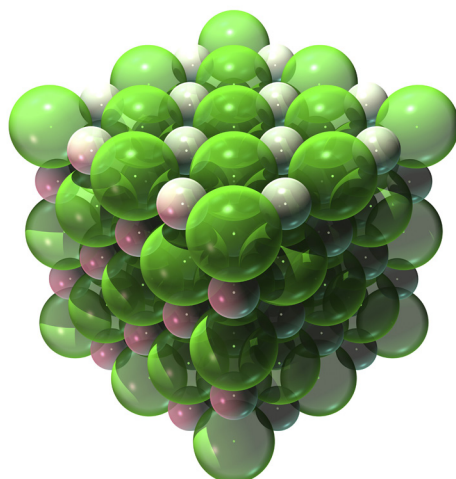


- (a) Use the data given in the table below to plot a solubility curve for potassium chloride,  $\text{KCl}$ , on the same grid as the solubility curve for potassium nitrate.

Temperature/°C	0	10	20	30	40	50	60
Solubility of potassium chloride/g/100 g water	28	31	33	36	39	42	45

[3]





**In this question you will be assessed on your written communication skills including the use of specialist scientific terms.**

Predict and explain the physical properties you would expect sodium chloride to have.

---

---

---

---

---

---

---

---

---

---

---

---

---

---

[6]

[6]

Examiner Only	
Marks	Remark

- 4 The table below gives information about the salts formed when metal carbonates react with acids.

Metal carbonate	Acid used	Cation in salt	Anion in salt	Formula of salt produced
calcium	hydrochloric	$\text{Ca}^{2+}$		$\text{CaCl}_2$
sodium		$\text{Na}^+$	$\text{SO}_4^{2-}$	
	sulfuric	$\text{Cu}^{2+}$		$\text{CuSO}_4$
magnesium	nitric			$\text{Mg}(\text{NO}_3)_2$

(a) Complete the table. [4]

(b) One of the reactions shown in the table involves a colour change. Give the **colours** of the starting metal carbonate and the salt solution produced:

metal carbonate colour: \_\_\_\_\_

colour of salt solution produced: \_\_\_\_\_ [2]

(c) All of the reactions shown in the table produce the same gas. Name this gas and describe a test that is used to identify it.

Name: \_\_\_\_\_

Test: \_\_\_\_\_

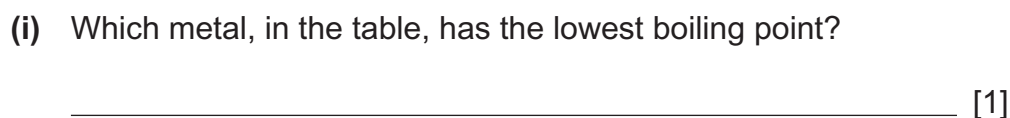
\_\_\_\_\_

\_\_\_\_\_ [3]

Examiner Only

Marks Remark

**(b)** The data shown below gives information about the melting and boiling points of some metals.



(ii) Which metal, in the table, has the highest melting point?

\_\_\_\_\_ [1]

(iii) From the data in the table, in what way are gold and aluminium very similar?

\_\_\_\_\_

\_\_\_\_\_ [1]

8



---



---

[1]

- (b) (i)** Draw a dot and cross diagram to show the bonding in a molecule of carbon dioxide,  $\text{CO}_2$ . Show outer electrons only.

[3]

- (ii)** Draw a dot and cross diagram to show the bonding in a molecule of ammonia,  $\text{NH}_3$ . Show outer electrons only.

[2]

- (iii) On your diagram of the molecule of ammonia above label a lone pair of electrons. [1]

Examiner Only	
Marks	Remark

7 The table below gives information about four members of the halogens.

element	ion	physical state at room temperature	colour	formula of molecule	toxicity
fluorine	F <sup>-</sup>	gas	yellow	F <sub>2</sub>	high
chlorine	Cl <sup>-</sup>	gas	green	Cl <sub>2</sub>	high
bromine	Br <sup>-</sup>	liquid	reddish-brown	Br <sub>2</sub>	high
iodine	I <sup>-</sup>	solid	grey-black	I <sub>2</sub>	high

- (a) Describe the trends in physical state at room temperature and colour as you move down the group of halogens.

\_\_\_\_\_  
 \_\_\_\_\_ [2]

- (b) Explain why all the halogens form ions with a charge of minus one.

\_\_\_\_\_  
 \_\_\_\_\_ [2]

- (c) Astatine, At, is the fifth member of the halogens.

- (i) Using the data given predict the following properties of astatine.

Physical state at room temperature: \_\_\_\_\_

Colour: \_\_\_\_\_

Toxicity: \_\_\_\_\_

Formula of ion: \_\_\_\_\_

Formula of molecule: \_\_\_\_\_ [2]

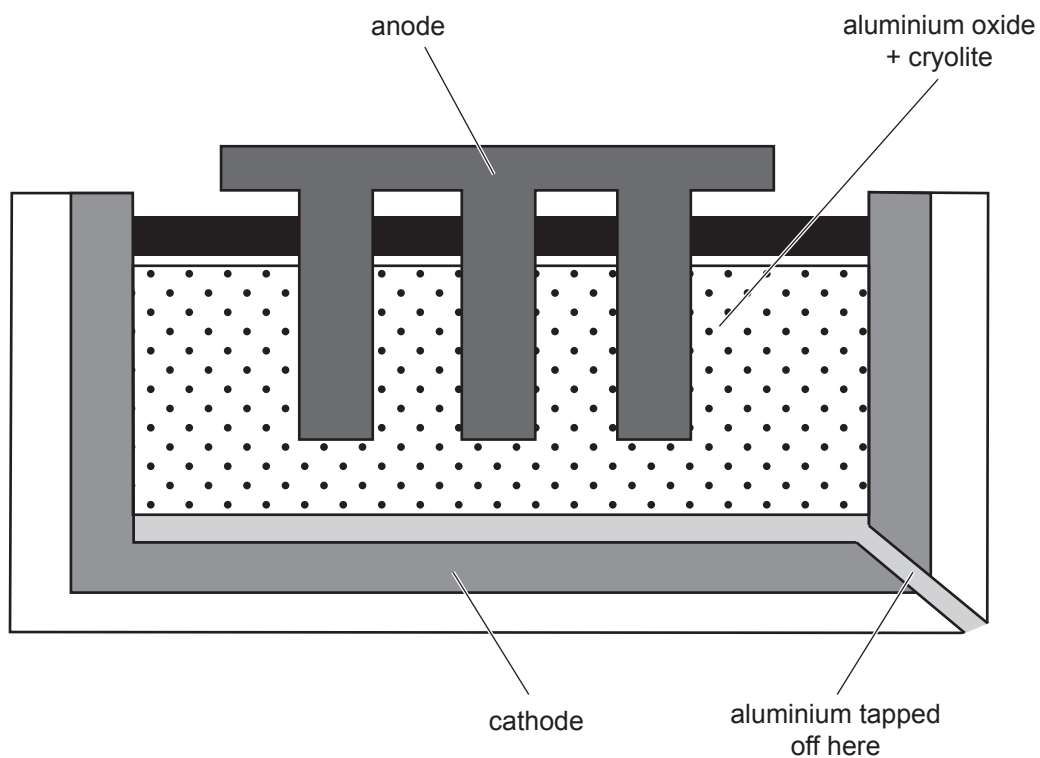
- (ii) What would you predict to be the name of the compound formed when sodium reacts with astatine?

\_\_\_\_\_ [1]

Examiner Only

Marks Remark

**8** The diagram below shows how aluminium is extracted from its ore.



- (a)** What is the name of the aluminium ore used in this extraction process?

---

[1]

- (b)** Write a half equation to show what happens at the cathode.

---

 [2]

- (c)** Explain why the anodes need to be replaced periodically during this process.

---

---

---

[3]

Examiner Only	
Marks	Remark







Permission to reproduce all copyright material has been applied for.  
In some cases, efforts to contact copyright holders may have been unsuccessful and CCEA  
will be happy to rectify any omissions of acknowledgement in future if notified.