



No part of this product may be reproduced in any form or by any electronic or mechanical means, including information storage and retrieval systems, without written permission from the IB.

Additionally, the license tied with this product prohibits commercial use of any selected files or extracts from this product. Use by third parties, including but not limited to publishers, private teachers, tutoring or study services, preparatory schools, vendors operating curriculum mapping services or teacher resource digital platforms and app developers, is not permitted and is subject to the IB's prior written consent via a license. More information on how to request a license can be obtained from <http://www.ibo.org/contact-the-ib/media-inquiries/for-publishers/guidance-for-third-party-publishers-and-providers/how-to-apply-for-a-license>.

Aucune partie de ce produit ne peut être reproduite sous quelque forme ni par quelque moyen que ce soit, électronique ou mécanique, y compris des systèmes de stockage et de récupération d'informations, sans l'autorisation écrite de l'IB.

De plus, la licence associée à ce produit interdit toute utilisation commerciale de tout fichier ou extrait sélectionné dans ce produit. L'utilisation par des tiers, y compris, sans toutefois s'y limiter, des éditeurs, des professeurs particuliers, des services de tutorat ou d'aide aux études, des établissements de préparation à l'enseignement supérieur, des fournisseurs de services de planification des programmes d'études, des gestionnaires de plateformes pédagogiques en ligne, et des développeurs d'applications, n'est pas autorisée et est soumise au consentement écrit préalable de l'IB par l'intermédiaire d'une licence. Pour plus d'informations sur la procédure à suivre pour demander une licence, rendez-vous à l'adresse <http://www.ibo.org/fr/contact-the-ib/media-inquiries/for-publishers/guidance-for-third-party-publishers-and-providers/how-to-apply-for-a-license>.

No se podrá reproducir ninguna parte de este producto de ninguna forma ni por ningún medio electrónico o mecánico, incluidos los sistemas de almacenamiento y recuperación de información, sin que medie la autorización escrita del IB.

Además, la licencia vinculada a este producto prohíbe el uso con fines comerciales de todo archivo o fragmento seleccionado de este producto. El uso por parte de terceros —lo que incluye, a título enunciativo, editoriales, profesores particulares, servicios de apoyo académico o ayuda para el estudio, colegios preparatorios, desarrolladores de aplicaciones y entidades que presten servicios de planificación curricular u ofrezcan recursos para docentes mediante plataformas digitales— no está permitido y estará sujeto al otorgamiento previo de una licencia escrita por parte del IB. En este enlace encontrará más información sobre cómo solicitar una licencia: <http://www.ibo.org/es/contact-the-ib/media-inquiries/for-publishers/guidance-for-third-party-publishers-and-providers/how-to-apply-for-a-license>.

**Computer science**  
**Higher level**  
**Paper 2**

Tuesday 21 May 2019 (morning)

1 hour 20 minutes

---

**Instructions to candidates**

- Do not open this examination paper until instructed to do so.
- Answer all of the questions from one of the options.
- The maximum mark for this examination paper is **[65 marks]**.

Option	Questions
Option A — Databases	1 – 4
Option B — Modelling and simulation	5 – 8
Option C — Web science	9 – 13
Option D — Object-oriented programming	14 – 17

**Option A — Databases**

1. *Marble Reading Book Stores (MRBS)* is a chain of bookstores based in London. The stores want to keep information about the books they sell, the authors of the books and the publishers they work with. The assumptions made when the database was created were:
- a publisher can publish books from one or more authors
  - an author can write one or more books.

(a) Construct the entity-relationship diagram (ERD) for this scenario.

[2]

Three of the tables in the *MRBS* database are shown below:

**PUBLISHER**

<u>Publisher_Name</u>	City	Country	Telephone
Orlando Crux	Melbourne	Australia	6187675423
Owen Troy	Taipei	Taiwan	8867843525
Philip Hall	Los Angeles	USA	1546838382

**AUTHOR**

<u>Author_Num</u>	Author_Name1	Author_Name2	DOB	Publisher_Name
OC80	David	Gully	05/06/1974	Orlando Crux
OC89	Clint	Donald	02/12/1957	Orlando Crux
OT66	Steve	Leking	11/07/1989	Owen Troy
PH54	Mary	West	23/12/1990	Philip Hall

**BOOK**

<u>ISBN</u>	Book_Title	Genre	Author_Num	Year_Pub
0-12763-777-1	Recipes of the East	Non-Fiction	PH54	2014
0-65432-187-1	Ken and his life	Fiction	OC89	2014
0-66655-916-2	All about the Grand Canyon	Geography	PH54	2012
0-76544-987-2	Tidings	Fiction	OT66	2015
0-87022-176-0	The fair price of life	Fiction	OC80	2014
0-98124-612-2	Seeking the truth	Non-fiction	OT66	2016

(b) Outline why data validation is difficult for the *Book\_Title* attribute.

[2]

(Option A continues on the following page)

**(Option A, question 1 continued)**

- (c) State the result from the following query: [1]

```
SELECT Book_Title
FROM BOOK
WHERE Genre = "Non-fiction"
AND ISBN = '0-98124-612-2'
```

- (d) Construct a query to find the titles of the books published by “Orlando Crux”. [4]

The *MRBS* database undergoes many transactions.

- (e) Outline why atomicity is important within a database. [2]
- (f) Outline how data consistency can be maintained in transactions in this database system. [2]

Some data in the *MRBS* database is redundant.

- (g) Outline **one** problem caused by redundant data. [2]

2. A school maintains a database of students' details and teaching resources on a central server. This data can be accessed by all teachers in the school.

Teachers may need to edit resources when preparing their lessons.

- (a) Explain how concurrent use of the school database is possible in this situation. [3]

When storing student details, data security is an important consideration.

- (b) Describe **two** ways that data security in the school's database can be maintained. [4]

The school has appointed a database administrator (DBA).

A DBA is required to carry out tasks such as ensuring there is a strategy to recover the database if it becomes corrupted and that the data is shared ethically.

- (c) (i) Describe **one** strategy that could be used to ensure the data can be recovered if the database becomes corrupted. [2]
- (ii) Suggest how the privacy of student data can be ensured. [3]

**(Option A continues on the following page)**

**(Option A continued)**

3. *Armour Hardware Company* has the following data about salespersons and the quantities of items sold.

Each salesperson can sell many different products.

**SALES\_PERSON**

Product Number	Unit Price	Product Name	Date And Time	Sales Person Number	Sales Person Name	Manager Number	Manager Name
19440	12.50	Saw	03/07/2018 12:23:34	102	Owen	16	Benson
32456	14.50	Hammer	03/07/2018 12:56:23				
35647	35.00	Drill	03/07/2018 12:35:02	199	Dahl	45	Rogers
67895	13.25	Wrench	03/07/2018 12:49:56				
98760	12.25	Pliers	03/07/2018 13:23:34				
67896	9.25	Wrench	03/07/2018 12:46:23	154	Fraser	16	Benson
32456	14.50	Hammer	03/07/2018 12:50:16				
35647	35.00	Drill	03/07/2018 12:55:09	234	Robert	16	Benson
32456	14.50	Hammer	03/07/2018 12:57:12				
67895	13.25	Wrench	03/07/2018 13:25:36				

- (a) Outline **two** reasons why databases are normalized. [4]
- (b) Outline why the **SALES\_PERSON** table is not in 1st Normal Form (1NF). [2]
- (c) Construct the 3rd Normal Form (3NF) of the unnormalized relation shown above. [8]
- (d) Outline why it is necessary to ensure that referential integrity is maintained in databases. [2]
- (e) Outline why a primary key may consist of more than one attribute. [2]

**(Option A continues on the following page)**

**(Option A continued)**

4. ZCC has a chain of offices that sell different types of paper to customers all over the world. They have data stored in their data warehouses that will help them make important marketing decisions for the future, as they have plans to diversify into other products like gift-wrappers, scribble-pads, stationery, books and calculators.

- (a) (i) Outline why data warehousing is time dependent. [2]
- (ii) Outline **one** reason why ZCC uses a data warehouse. [2]
- (b) Outline why transformation of the data is necessary prior to it being loaded into the data warehouse. [2]

ZCC is going to use data mining techniques to discover patterns in their data.

- (c) Compare cluster analysis and classification as techniques for discovering patterns in ZCC's data. [6]

The company has customers who have missed the payment deadline for their purchases from ZCC.

- (d) Describe how the process of deviation detection can be applied to identify customers who are likely to miss the payment deadline for their purchases from ZCC. [3]

ZCC is aware that other data mining and detection techniques will allow more informed marketing decisions to be made.

- (e) Explain how database segmentation and link analysis can be used by ZCC to improve their marketing strategies. [5]

**End of Option A**

**Option B — Modelling and simulation**

5. The rise in global temperatures has led to the melting of the sea ice in polar regions. Scientists have developed a number of computer models that can be used to make predictions about the rate of sea ice melting in these polar regions and its effect on coastal areas globally. In order to create a computer model a number of variables are identified.

A computer model of the effects of the melting of the sea ice in the Arctic Ocean may include the following variables:

- average ocean surface temperature ( $^{\circ}\text{C}$ )
- albedo of the ocean (the proportion of light reflected from the ocean surface)
- precipitation (mm)
- salinity of the ocean (grammes of salt in one kilogramme of water)
- area of sea ice ( $\text{km}^2$ ).

- (a) Copy and complete the following table showing each variable's data type and a suitable range of values that would represent the information shown above. [3]

Variable	Data type	Range of values
Ocean surface temperature		
Albedo		
Area of sea ice		

In this model the following rules have been determined:

- for every  $0.01^{\circ}\text{C}$  increase in ocean surface temperature, the area of sea ice decreases by 1 %
- for every 1 % decrease in the area of the sea ice, the sea level rises by 20 mm.

The initial values are:

- area of sea ice =  $1\,000\,000\text{ km}^2$
- average surface temperature of the ocean is  $0.00^{\circ}\text{C}$ .

- (b) Using the rules and initial values above, construct the pseudocode that would enable the area of the sea ice and the sea level rise to be calculated if there was an increase of  $0.04^{\circ}\text{C}$  in the ocean surface temperature. [4]

- (c) Using the information above state:

- (i) the area of the sea ice. [1]
- (ii) the change in sea level. [1]

**(Option B continues on the following page)**

**(Option B, question 5 continued)**

The scientists observed when running the model numerous times using historical data there were significant differences between observed and expected results.

A second model was developed that included new variables and rules.

The surface of the ocean reflects the heat from the sun. The ratio between the area covered by the sea ice and the area where there is no sea ice (open ocean) affects the value of the average albedo. The lower the albedo, the quicker the sea ice will melt.

The average albedo is calculated using this formula:

Average albedo =

$$\frac{(\text{area of sea ice} \times \text{albedo of sea ice}) + (\text{area of open ocean} \times \text{albedo of open ocean})}{(\text{area of sea ice} + \text{area of open ocean})}$$

**Note:**

- area of sea ice = 1 000 000 km<sup>2</sup>
- area of open ocean = 1 000 000 km<sup>2</sup>
- albedo of sea ice = 0.6
- albedo of open ocean = 0.1.

The average albedo will change with every iteration of the model. Each iteration is 2 years after the previous.

The rules for the model are:

- the initial albedo is 0.35
- the rate of decrease in sea ice every 2 years is  $\frac{0.3}{\text{average albedo}^2}$
- the starting year is 2019
- the sample rate is every 2 years.

- (d) Using the formula, rules and initial data given above, construct the pseudocode that would calculate the year that the area of sea ice will be less than 10 000 km<sup>2</sup>. [7]
- (e) Identify **two** ways that this model could be implemented. [2]
- (f) Explain why the accuracy of the simulation in predicting the area of the sea ice is critical. [3]

**(Option B continues on the following page)**



**(Option B continued)**

6. Many health agencies are using simulations in an attempt to understand how their resources could be used in the future. With many countries experiencing aging populations, health agencies have worked with computer scientists to develop simulations that will enable them to manage their resources more effectively.

One of the key features of these simulations is the development of “what-if” models.

- (a) Describe the main features of a “what-if” model. [4]

The following variables can be considered as part of a model to be used to simulate the management of an aging population:

- quality of health education
- lifestyle choices such as smoking
- residential region.

- (b) Identify **three** other variables that could be included in this model. [3]

- (c) Explain the ethical issues that may arise from the collection of information for this model. [5]

- (d) Explain why the model would be converted to a simulation. [3]

7. An old set of 2D animated cartoons from the 1940s has been discovered and it is decided to modify them to turn them into 3D animation.

- (a) Define the term *visualization*. [1]

- (b) Outline the need for rendering in the creation of the animated 3D characters. [2]

- (c) Explain **two** technical implications of implementing a 3D animation in this way. [6]

8. Neural networks.

Genetic algorithms and neural networks are being used in a variety of scenarios. For example, a genetic algorithm may be used to organize timetables for trains whereas a neural network may be used to predict fluctuations between the exchange rates of different currencies.

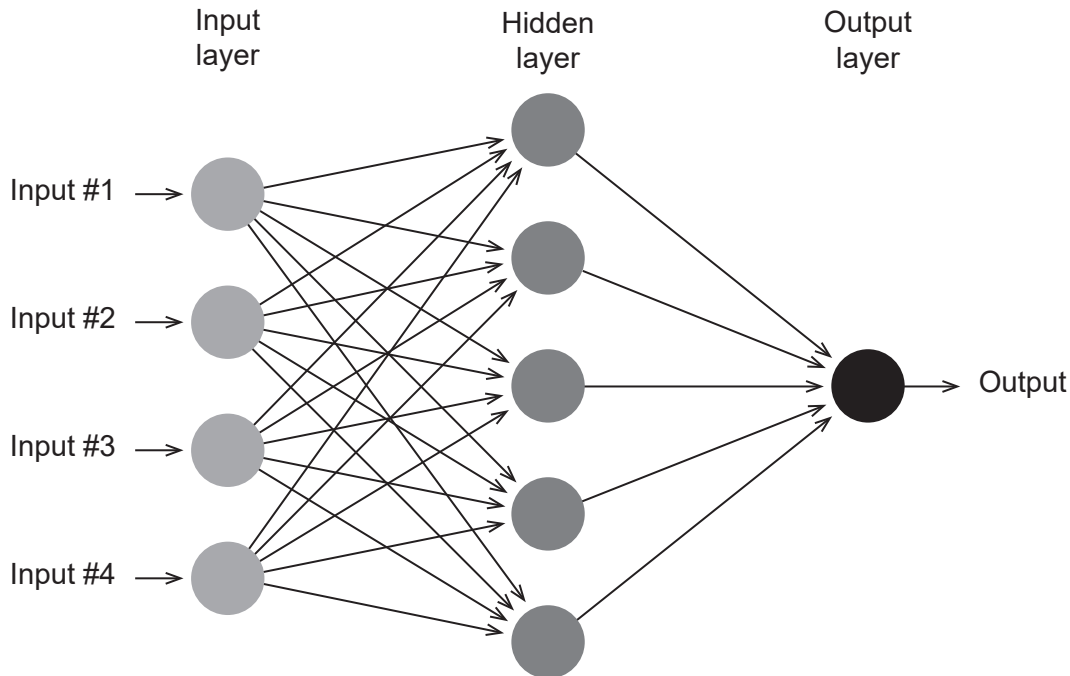
- (a) Describe the difference between a genetic algorithm and a neural network. [4]

**(Option B continues on the following page)**

(Option B, question 8 continued)

Figure 1 shows an example of a neural network. It includes inputs, a hidden layer and outputs.

Figure 1: A neural network



- (b) Identify **two** ways in which the neural network could be modified that may improve its performance. [2]

Many toy companies are considering the use of machine learning using either supervised learning or unsupervised learning. *MAGS*, a large IT software company, has recently developed *A Doll Called Alicia* that allows children to interact with it.

- (c) Describe the difference between supervised learning and unsupervised learning. [4]

*A Doll Called Alicia* uses machine learning to ensure the child can have the best possible communication with the doll.

- (d) Explain why the machine learning capabilities of *A Doll Called Alicia* may lead to instances when the child and the doll cannot communicate effectively. [4]

Companies such as *MAGS* are considering products that use unsupervised learning rather than supervised learning.

- (e) Explain the benefits of unsupervised learning in developing products such as *A Doll Called Alicia*. [6]

**End of Option B**

Turn over

**Option C — Web Science**

9. Sestra.com is a website maintained by a company who sell items made by local craftspeople.

The website is compatible with different screen sizes and formats ranging from desktop computers to mobile smartphones. All the site's pages contain the following code fragment:

```
<link rel = "stylesheet" href = "../css/default.css">
```

- (a) Identify **two** ways that a cascading style sheet (CSS) can be used to ensure web pages are compatible with different screen sizes and formats.

[2]

Visitors to the site can search categories of products (for example “Toys”, “Bags”, “Dresses” etc) selected from a drop-down menu. The menu is populated from the records stored in the CATEGORY table of the site's database.

Parts of the code of the file `search.php` is shown below:

```
// Other code present here
<?php
    $categoryquerytext = 'SELECT 'category_id', 'category_name' FROM
    'CATEGORY' ORDER BY 'category_name';
    $categoryqueryresult = mysqli_query($con, $categoryquerytext);
?>
// Other code present here
<form action = "showresults.php" method = "post">
    <select name = "category">
        <?php
            while($row = mysqli_fetch_array($categoryqueryresult))
            {
                echo '<option value = "'. $row['category_id']. '">'.
                $row['category_name']. '</option>';
            }
        ?>
    </select>
    <button type = "submit">Search</button>
</form>

// Other code present here
```

- (b) Explain the processing this code enables on the server before `search.php` is sent to the client.

[3]

The owners of the company have noticed that Sestra.com does not appear very prominently in search engine results.

- (c) Describe **two** ways in which the site developers could use white hat optimization to improve the site's search engine ranking.

[4]

**(Option C continues on the following page)**

**(Option C, question 9 continued)**

The Sestra.com site includes:

- images of each product
- pdf documents giving background information about the craftspeople who produced the products.

(d) Distinguish between lossy and lossless compression. [2]

(e) Explain why the developers at Sestra.com would use lossless compression for the pdf documents. [3]

**10.** The Large Hadron Collider at CERN in Switzerland produces an average of 15 petabytes (15 million gigabytes) of experimental data every year. This data must be accessed and analysed by scientists around the world.

(a) With reference to the URL <https://home.cern/topics/large-hadron-collider>

(i) State the protocol used. [1]

(ii) Identify the steps taken by the domain name server when the scientist enters a URL such as <https://home.cern> into their web browser. [3]

CERN has established the *Worldwide LHC Computing Grid*.

(b) Explain **two** reasons why CERN would use grid computing to support its research. [6]

Instead of copyrighting its experimental results, CERN has decided to publish its experimental results using Creative Commons licensing.

(c) Explain **two** reasons why CERN would publish its experimental results using Creative Commons licensing. [6]

**(Option C continues on the following page)**

**(Option C continued)**

11. *Brownsville Council* run several public libraries in different areas of the city. The libraries use an Integrated Library Management System (ILMS) to manage all items (for example books, DVDs, *etc*) held by the libraries. Details of the items are stored in a database on a central server.

Below is part of the extensible markup language (XML) code used to describe an item.

```
<item id = "97812">
  <category>Book</category>
  <author>Stark, Elizabeth</author>
  <title>Handheld Device Usability</title>
  <genre>Computer Science</genre>
  <publisher>Taylor & Orams Inc.</publisher>
</item>
```

- (a) Define the term *extensibility*. [1]
- (b) Outline **one** advantage of XML for sharing data on the web. [2]

XML is based on open standards.

- (c) Distinguish between open standards and interoperability. [2]

Library users interact with the ILMS through a web page that includes a form to search for items stored on the database.

- (d) Describe the role of the common gateway interface (CGI) in processing search requests made via the web form. [2]

The library managers have decided to extend their web pages to include a blog and a forum, maintained by the head librarian, in order to increase engagement with library users.

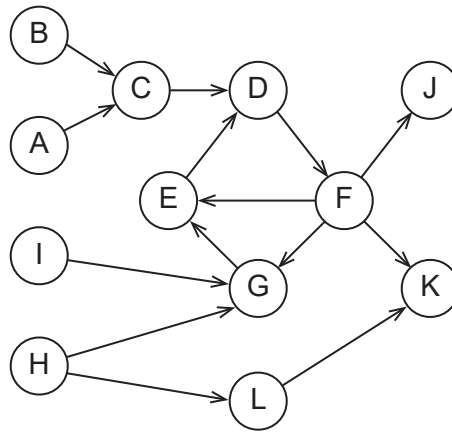
- (e) Distinguish between a blog and a forum. [2]
- (f) To what extent has the use of social media, blogs and forums enabled the head librarian to be a more effective decision maker? [6]

**(Option C continues on the following page)**

(Option C continued)

12. (a) **Figure 2** below shows a web graph that is a simplified representation of the World Wide Web.

**Figure 2: a simplified representation of the World Wide Web**



- (i) Identify the nodes that represent web pages in the strongly connected core (SCC). [1]
- (ii) Identify the nodes that represent web pages connected by a tube. [1]
- (b) Outline why web page E would be given a higher ranking than web page C using the PageRank algorithm. [2]

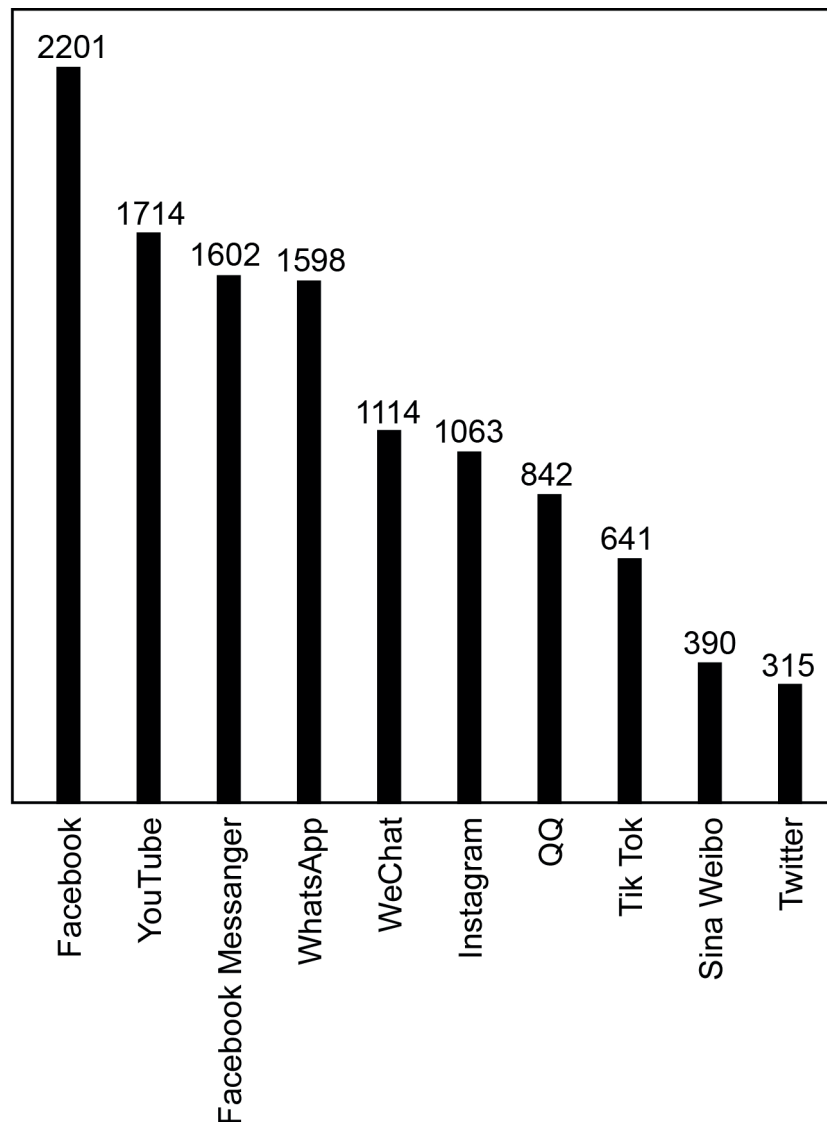
(Option C continues on the following page)

**(Option C, question 12 continued)**

Web crawlers move through the web, indexing pages to provide information for search engines. When a web crawler arrives at a page it uses several criteria to decide whether to index that page or not.

- (c) Identify **three** criteria that may be used by a web crawler to decide whether to index a web page or not. [3]

The following information shows the number of active users (in millions) on different social media sites.



- (d) Discuss whether the application of power laws is appropriate to predict the future number of active users on these social media sites. [5]

**(Option C continues on the following page)**

**(Option C continued)**

13. Many city authorities have realised the opportunities that social media and collective intelligence can provide.

Narayan City is considering using data gathered from citizens using traffic apps on their GPS-enabled mobile devices to help plan future changes to the layout of the road network in and around the city.

- (a) Outline **one** advantage for Narayan City of using collective intelligence to solve complex problems such as changing the layout of roads. [2]

Many social networking sites allow users to classify their posts and responses, for example by adding one or more “hashtags”.

- (b) To what extent does the increasing number of social networking sites and the creation of folksonomies contribute to web users modifying their online behaviour? [6]

**End of Option C**



**Option D — Object-oriented programming**

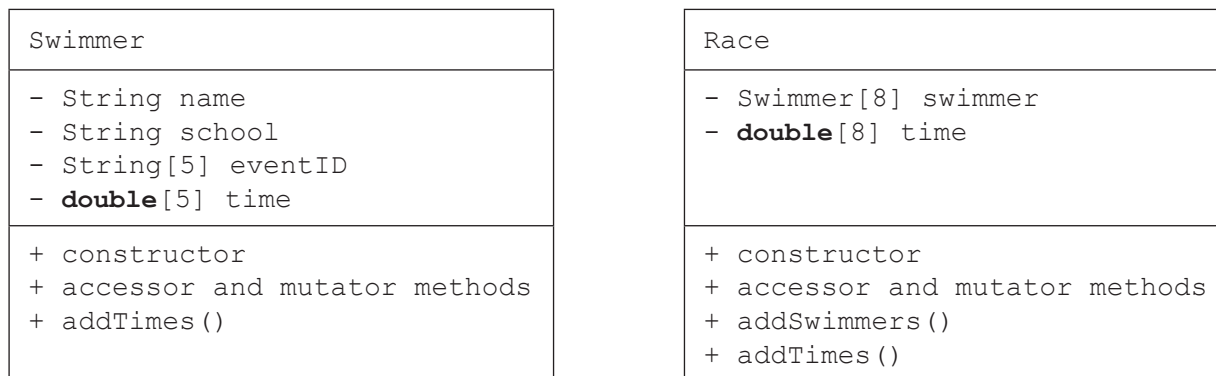
An international school organizes a regional swimming competition for students from 10 different schools. Each school will send a team of 5 to 15 swimmers.

Each swimmer can enter up to 5 events (such as the “50 m freestyle” or “100 m butterfly”).

Each event consists of one or more races. A race can be a qualifying heat, or a final. The final has the best 8 swimmers from all the qualifying heats in the event.

Each race has a maximum of 8 swimmers.

The UML diagrams for the classes `Swimmer` and `Race` are provided below



14. (a) Define the term *mutator method*. [1]
- (b) State **one** additional instance variable of type `boolean` which could be added to the class `Race` as indicated above. [1]
- (c) With reference to both class UMLs provided above, distinguish between a class and an instantiation. [3]

In this scenario, `Swimmer` objects are aggregated in a `Race` object.

- (d) (i) Outline **one** advantage of using aggregation in this context. [2]
- (ii) Outline **one** disadvantage of using aggregation in this context. [2]
- (e) Construct code for the constructor of the class `Swimmer` that instantiates an object with parameters `name` and `school`. The event IDs should be set to “empty” and the times to 0.0 [4]

Many swimmers in the event have names that cannot be represented using basic character sets such as ASCII.

- (f) Describe **one** feature of modern programming languages that allows the wide range of students’ names to be represented correctly. [3]

(Option D continues on the following page)

**(Option D continued)**

15. A generic `Event` class is defined as follows:

```
class Event
{
    private String eventID;
    private int numberOfRaces;
    private Race[] races;
    private Race finals;

    public Event(String ID, int numberOfRaces)
    {
        eventID = ID;
        races = new Race[numberOfRaces];
        for(int i = 0; i < numberOfRaces; i++)
        {
            races[i] = new Race();
        }
        finals = new Race();
    }

    public void addSwimmers()
    {
        // fills the qualifying heats with swimmers
    }

    public void fillFinals()
    {
        // fills the finals race with the best 8 from the qualifying heats
    }

    // more methods()
}
```

(a) The same method identifier `addSwimmers` is used in both classes `Race` and `Event`.

Explain why this does not cause a conflict.

[3]

The `Event` class above assumes that the event has more than 8 swimmers and requires qualifying heats. However, an event with less than 9 swimmers has no qualifying heats, so the original `Event` class was inherited by a new class `FinalsOnlyEvent`.

(b) Outline **two** advantages of the OOP feature “inheritance”.

[4]

(c) Outline how method overriding can help to create the new class `FinalsOnlyEvent`.

[2]

**(Option D continues on the following page)**

**Turn over**

**(Option D continued)**

16. An `Event` has been instantiated with 2 qualifying heats for a total of 11 swimmers.

```
Event free100 = new Event("100 m free style",2);
```

The swimmers were added to the two `Race` arrays and after the races, their times were recorded as shown in the table.

(For the purpose of this question, the name represents the full swimmer object.)

`races[0]`

<code> swimmer</code>	Andy	Bella	Chris	Duc	Eric	null	null	null
<code> time</code>	34.2	33.8	40.9	36.3	34.6	0	0	0
	<code>[0]</code>	<code>[1]</code>	<code>[2]</code>	<code>[3]</code>	<code>[4]</code>	<code>[5]</code>	<code>[6]</code>	<code>[7]</code>

`races[1]`

<code> swimmer</code>	Fiona	George	Hetty	Idan	Jo	Karl	null	null
<code> time</code>	41.2	36.6	37.6	35.2	48.8	37.2	0	0
	<code>[0]</code>	<code>[1]</code>	<code>[2]</code>	<code>[3]</code>	<code>[4]</code>	<code>[5]</code>	<code>[6]</code>	<code>[7]</code>

The method `fillFinals()` will select the 8 fastest swimmers, in ascending order of time, from both `swimmer` arrays and copy them to the `swimmer` array in the `finals` race.

- (a) Sketch the resulting `swimmer` array in `finals`. [3]

To help with this selection, all entries from  `races[0]` and  `races[1]` will be copied into two new parallel arrays of size 16, one array for swimmers and one array for their times.

- (b) Construct the code fragment for the given situation that will copy swimmers and times into two parallel arrays named `tempSwimmer` and `tempTime`. [6]

**(Option D continues on the following page)**

**(Option D, question 16 continued)**

The two temporary arrays will be sorted using the following code.

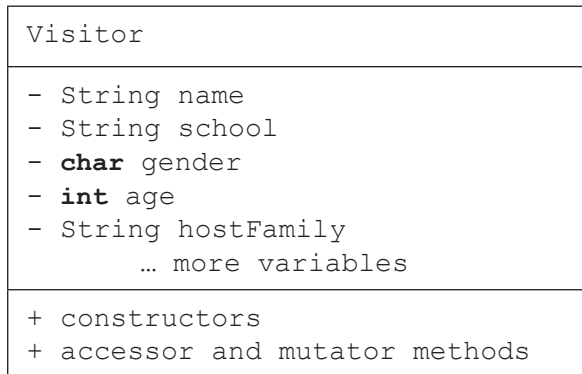
```
int i, j;
Swimmer swapSwimmer;
double swapTime;
for(i = 0; i < 15; i++)
{
    for(j = 0; j < 15; j++)
    {
        if(tempTime[j] > tempTime[j + 1])           // if wrong order then...
        {
            swapSwimmer = tempSwimmer[j];           // swap the swimmer and...
            tempSwimmer[j] = tempSwimmer[j + 1];
            tempSwimmer[j + 1] = swapSwimmer;
            swapTime = tempTime[j];                   // swap the time
            tempTime[j] = tempTime[j + 1];
            tempTime[j + 1] = swapTime;
        }
    }
}
```

- (c) (i) State the name of this sorting algorithm. [1]
- (ii) Outline **two** improvements to this code that would make the algorithm more efficient. [4]
- (d) Construct the code fragment that will copy the names of the 8 fastest swimmers in ascending order of time from the array `tempSwimmer` to the array `swimmers` in the race finals. [6]

**(Option D continues on the following page)**

**(Option D continued)**

17. The organizing school arranges for visiting students to stay with a host family. The information about each of the visiting students is stored in a file. The student records are sorted by name. Some of the other variables included are school, gender, age and host family name, as shown in the UML diagram below.



A program needs to be written to match visiting students with host families. The matching process requires data to be manipulated extensively (adding, editing, deleting). The file will be read into RAM.

This program will be used for different events with different numbers of visitors. Therefore, it will be implemented using a dynamic data structure.

- (a) Define the term *object reference*. [1]
- (b) Outline **one** reason why a linked list may be more suitable than a binary tree in this particular situation. [2]

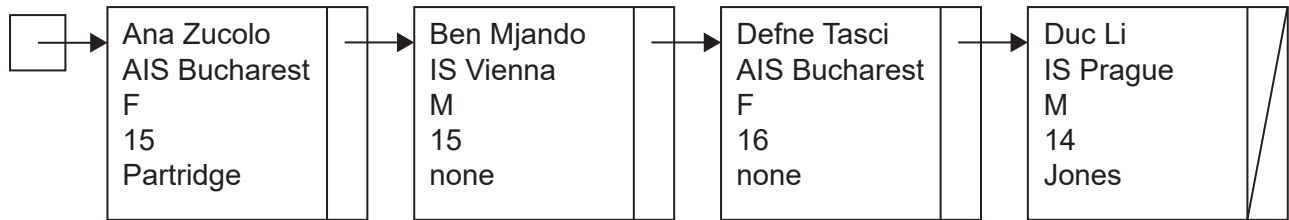
It has been decided to use a single linked list named `guests` to store and manipulate the `Visitor` objects.

- (c) (i) Construct the code needed to instantiate an object `guests` of the `LinkedList` class. [1]
- (ii) Construct the code for the method `penultimate()` that returns the second to last element in the linked list `guests`. You may assume that `guests` is locally accessible. [4]

**(Option D continues on the following page)**

**(Option D, question 17 continued)**

Consider the following diagram which represents the list `guests`.



The following recursive method has been written to act on the list `guests`.

```

public void recursive(int k, char a)
{
    if (k == guests.size())
    {
        output ("no such record");
    }
    else
    {
        Visitor current = guests.get(k);
        if ((current.getGender() == a) && (current.getAge() > 15))
        {
            output current.getName();
        }
        else
        {
            recursive(k + 1, a);
        }
    }
}

```

- (d) Using the data provided in the diagram, trace the call `recursive(0, 'F')`, clearly showing the levels of recursion. [4]
- (e) Outline **one** reason why the use of a recursive method may be inappropriate for linked lists. [2]

Due to unforeseen circumstances, schools may cancel their participation in an event at the last minute. Therefore, a method is needed to remove all the visiting students of one school from the linked list `guests`.

- (f) Construct the method `removeSchool` that takes the name of a school as parameter and removes all students of that school from the list `guests`. [6]

**End of Option D**

---