



No part of this product may be reproduced in any form or by any electronic or mechanical means, including information storage and retrieval systems, without written permission from the IB.

Additionally, the license tied with this product prohibits commercial use of any selected files or extracts from this product. Use by third parties, including but not limited to publishers, private teachers, tutoring or study services, preparatory schools, vendors operating curriculum mapping services or teacher resource digital platforms and app developers, is not permitted and is subject to the IB's prior written consent via a license. More information on how to request a license can be obtained from <http://www.ibo.org/contact-the-ib/media-inquiries/for-publishers/guidance-for-third-party-publishers-and-providers/how-to-apply-for-a-license>.

Aucune partie de ce produit ne peut être reproduite sous quelque forme ni par quelque moyen que ce soit, électronique ou mécanique, y compris des systèmes de stockage et de récupération d'informations, sans l'autorisation écrite de l'IB.

De plus, la licence associée à ce produit interdit toute utilisation commerciale de tout fichier ou extrait sélectionné dans ce produit. L'utilisation par des tiers, y compris, sans toutefois s'y limiter, des éditeurs, des professeurs particuliers, des services de tutorat ou d'aide aux études, des établissements de préparation à l'enseignement supérieur, des fournisseurs de services de planification des programmes d'études, des gestionnaires de plateformes pédagogiques en ligne, et des développeurs d'applications, n'est pas autorisée et est soumise au consentement écrit préalable de l'IB par l'intermédiaire d'une licence. Pour plus d'informations sur la procédure à suivre pour demander une licence, rendez-vous à l'adresse <http://www.ibo.org/fr/contact-the-ib/media-inquiries/for-publishers/guidance-for-third-party-publishers-and-providers/how-to-apply-for-a-license>.

No se podrá reproducir ninguna parte de este producto de ninguna forma ni por ningún medio electrónico o mecánico, incluidos los sistemas de almacenamiento y recuperación de información, sin que medie la autorización escrita del IB.

Además, la licencia vinculada a este producto prohíbe el uso con fines comerciales de todo archivo o fragmento seleccionado de este producto. El uso por parte de terceros —lo que incluye, a título enunciativo, editoriales, profesores particulares, servicios de apoyo académico o ayuda para el estudio, colegios preparatorios, desarrolladores de aplicaciones y entidades que presten servicios de planificación curricular u ofrezcan recursos para docentes mediante plataformas digitales— no está permitido y estará sujeto al otorgamiento previo de una licencia escrita por parte del IB. En este enlace encontrará más información sobre cómo solicitar una licencia: <http://www.ibo.org/es/contact-the-ib/media-inquiries/for-publishers/guidance-for-third-party-publishers-and-providers/how-to-apply-for-a-license>.

Physics
Higher level
Paper 3

Monday 20 May 2019 (morning)

Candidate session number

1 hour 15 minutes

--	--	--	--	--	--	--	--	--	--

Instructions to candidates

- Write your session number in the boxes above.
- Do not open this examination paper until instructed to do so.
- Answers must be written within the answer boxes provided.
- A calculator is required for this paper.
- A clean copy of the **physics data booklet** is required for this paper.
- The maximum mark for this examination paper is **[45 marks]**.

Section A	Questions
Answer all questions.	1 – 3

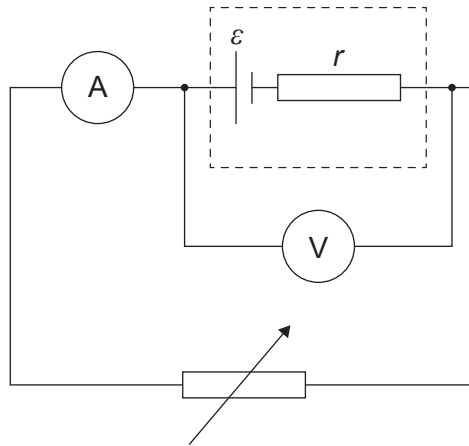
Section B	Questions
Answer all of the questions from one of the options.	
Option A — Relativity	4 – 9
Option B — Engineering physics	10 – 14
Option C — Imaging	15 – 17
Option D — Astrophysics	18 – 22



Section A

Answer **all** questions. Answers must be written within the answer boxes provided.

1. A student investigates the electromotive force (emf) ε and internal resistance r of a cell.



The current I and the terminal potential difference V are measured.

For this circuit $V = \varepsilon - Ir$.

The table shows the data collected by the student. The uncertainties for each measurement are shown.

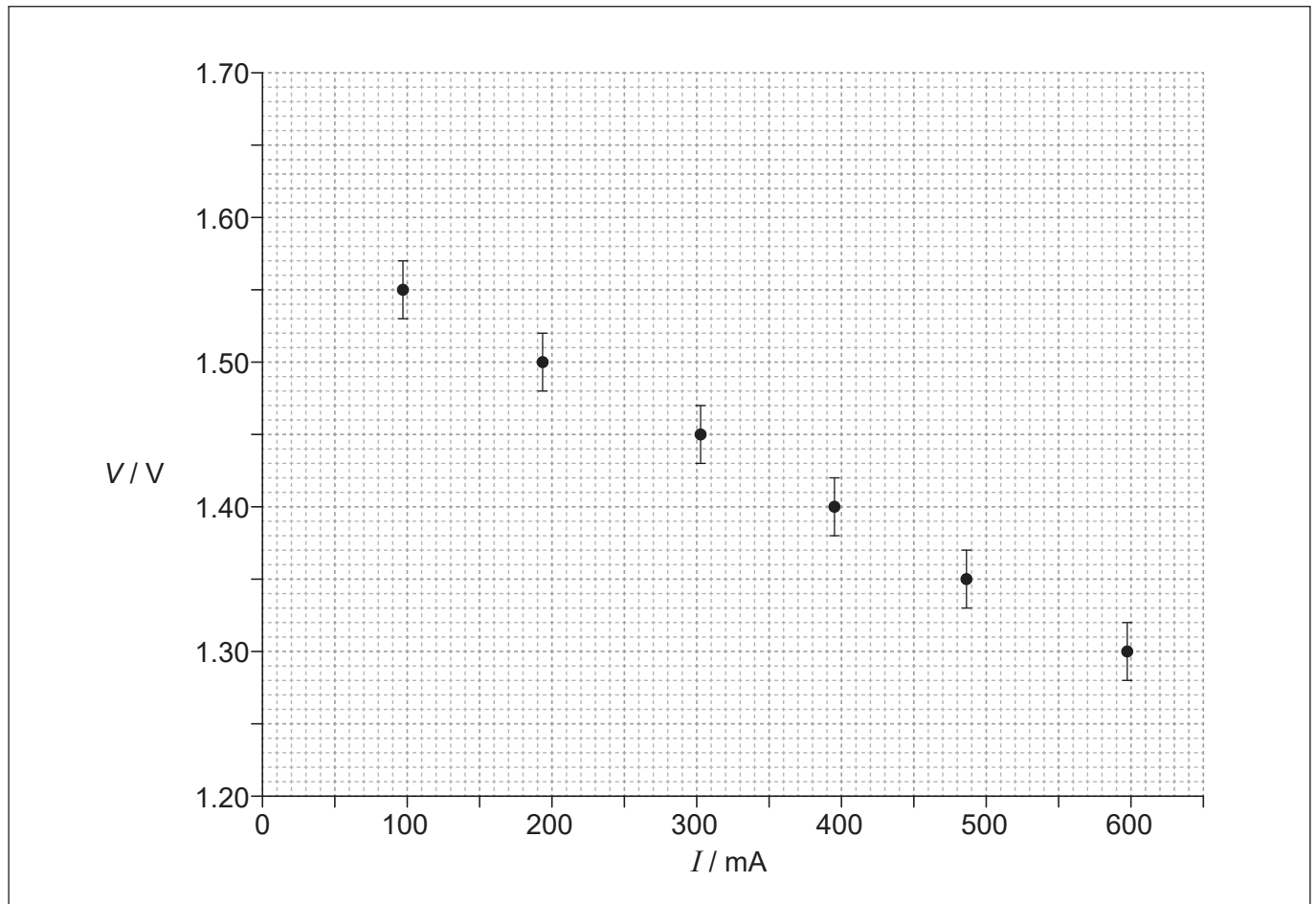
I / mA $\pm 1 \text{ mA}$	V / V $\pm 0.02 \text{ V}$
97	1.55
193	1.50
304	1.45
395	1.40
487	1.35
598	1.30

(This question continues on the following page)



(Question 1 continued)

The graph shows the data plotted.



- (a) The student has plotted error bars for the potential difference. Outline why no error bars are shown for the current. [1]

.....

.....

.....

(This question continues on page 5)



Please **do not** write on this page.

Answers written on this page
will not be marked.



(Question 1 continued)

- (b) Determine, using the graph, the emf of the cell including the uncertainty for this value. Give your answer to the correct number of significant figures. [3]

.....

.....

.....

.....

.....

.....

- (c) Outline, **without** calculation, how the internal resistance can be determined from this graph. [2]

.....

.....

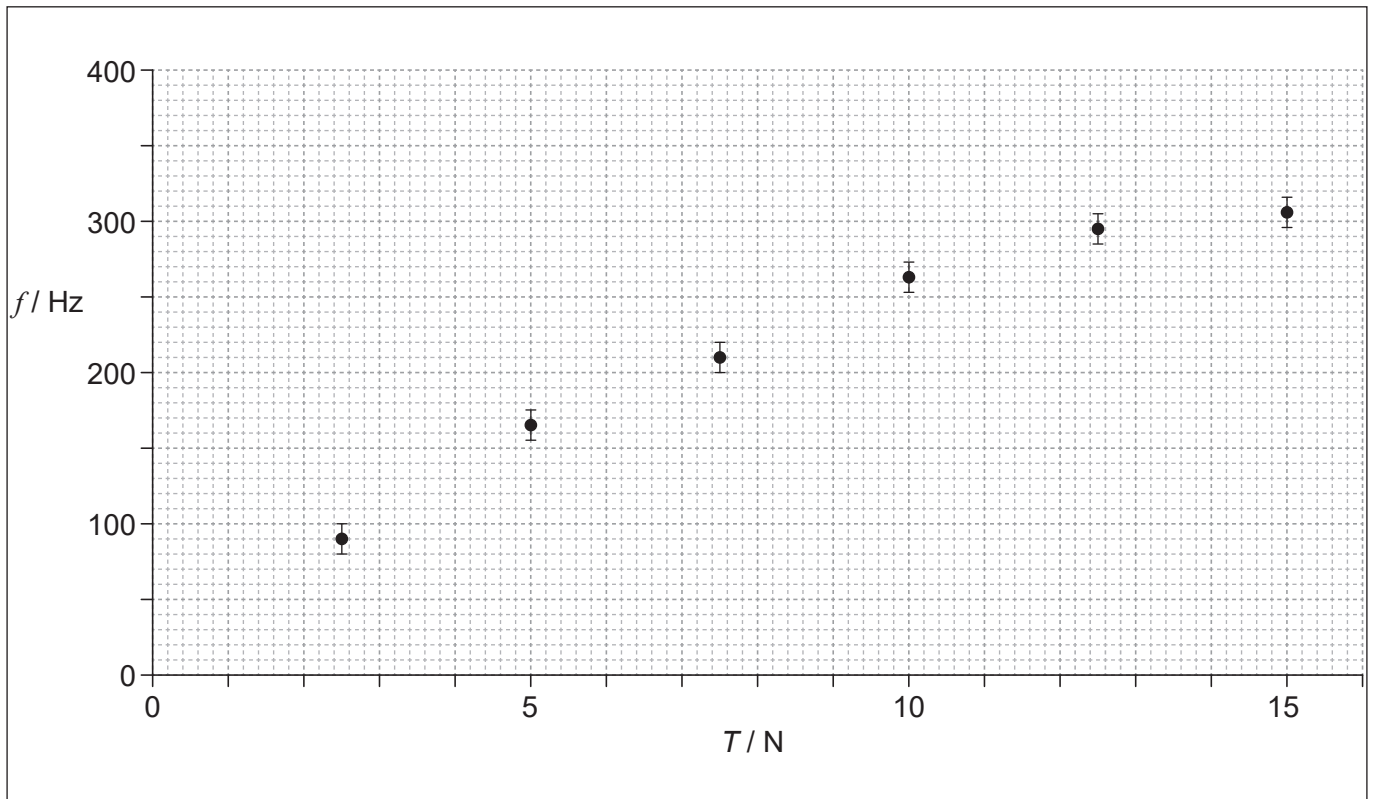
.....

.....



2. An experiment is conducted to determine how the fundamental frequency f of a vibrating wire varies with the tension T in the wire.

The data are shown in the graph, the uncertainty in the tension is not shown.



- (a) Draw the line of best fit for the data.

[1]

(This question continues on the following page)



(Question 2 continued)

(b) It is proposed that the frequency of oscillation is given by $f^2 = kT$ where k is a constant.

(i) Determine the fundamental SI unit for k . [1]

.....
.....
.....

(ii) Write down a pair of quantities that, when plotted, enable the relationship $f^2 = kT$ to be verified. [1]

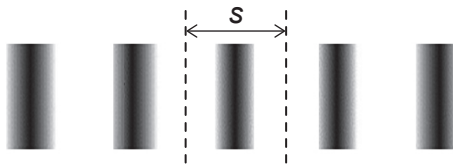
.....
.....

(iii) Describe the key features of the graph in (b)(ii) if it is to support this relationship. [2]

.....
.....
.....
.....



3. A student uses a Young's double-slit apparatus to determine the wavelength of light emitted by a monochromatic source. A portion of the interference pattern is observed on a screen.



The distance D from the double slits to the screen is measured using a ruler with a smallest scale division of 1 mm.

The fringe separation s is measured with uncertainty ± 0.1 mm.

The slit separation d has negligible uncertainty.

The wavelength is calculated using the relationship $\lambda = \frac{sd}{D}$.

- (a) When $d = 0.200$ mm, $s = 0.9$ mm and $D = 280$ mm, determine the percentage uncertainty in the wavelength. [2]

.....

.....

.....

.....

.....

.....

- (b) Explain how the student could use this apparatus to obtain a more reliable value for λ . [2]

.....

.....

.....

.....



Section B

Answer **all** of the questions from **one** of the options. Answers must be written within the answer boxes provided.

Option A — Relativity

4. (a) The speed of a spaceship is measured to be $0.50c$ by an observer at rest in the Earth's reference frame.

(i) Define an *inertial reference frame*. [1]

.....
.....

(ii) As the spaceship passes the Earth it emits a flash of light that travels in the same direction as the spaceship with speed c as measured by an observer on the spaceship. Calculate, according to the Galilean transformation, the speed of the light in the Earth's reference frame. [1]

.....
.....
.....

(b) Use your answer to (a)(ii) to describe the paradigm shift that Einstein's theory of special relativity produced. [2]

.....
.....
.....
.....
.....
.....


(Option A continues on the following page)



Turn over

(Option A continued)

5. Two protons are moving to the right with the same speed v with respect to an observer at rest in the laboratory frame.



- (a) Outline why there is an attractive magnetic force on each proton in the laboratory frame. [1]

.....
.....
.....

- (b) Explain why there is no magnetic force on each proton in its own rest frame. [1]

.....
.....
.....

- (c) Explain why there must be a resultant repulsive force on the protons in all reference frames. [2]

.....
.....
.....
.....
.....
.....

(Option A continues on the following page)



(Option A continued)

6. A train of proper length 85 m moves with speed $0.60c$ relative to a stationary observer on a platform.

(a) Define *proper length*.

[1]

.....
.....

(b) In the reference frame of the train a ball travels with speed $0.50c$ from the back to the front of the train, as the train passes the platform. Calculate the time taken for the ball to reach the front of the train in

(i) the reference frame of the train.

[1]

.....
.....
.....

(ii) the reference frame of the platform.

[3]

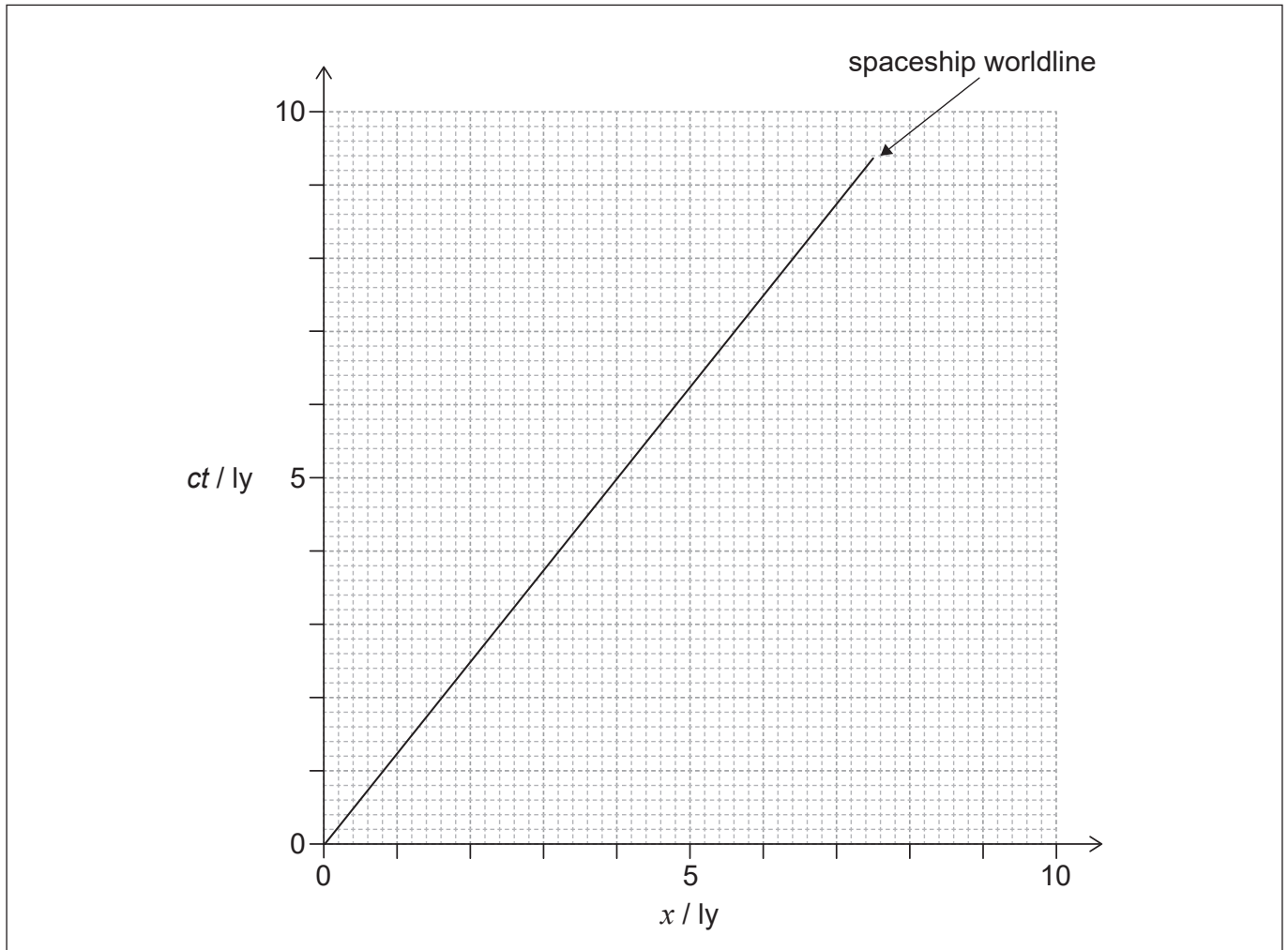
.....
.....
.....
.....
.....
.....
.....
.....
.....
.....
.....

(Option A continues on the following page)



(Option A continued)

7. A spaceship moves away from the Earth in the direction of a nearby planet. An observer on the Earth determines the planet is 4 ly from the Earth. The spacetime diagram for the Earth's reference frame shows the worldline of the spaceship. Assume the clock on the Earth, the clock on the planet, and the clock on the spaceship were all synchronized when $ct = 0$.



- (a) Show, using the spacetime diagram, that the speed of the spaceship relative to the Earth is $0.80c$.

[1]

.....

.....

.....

- (b) Label, with the letter E, the event of the spaceship going past the planet.

[1]

(Option A continues on the following page)



(Option A, question 7 continued)

(c) Determine, according to an observer on the spaceship as the spaceship passes the planet,

(i) the time shown by the clock on the spaceship. [2]

.....

.....

.....

.....

.....

.....

(ii) the time shown by the clock on the planet. [1]

.....

.....

.....

.....

.....

.....

(d) On passing the planet a probe containing the spaceship's clock and an astronaut is sent back to Earth at a speed of $0.80c$ relative to Earth. Suggest, for this situation, how the twin paradox arises and how it is resolved. [2]

.....

.....

.....

.....

.....

.....

.....

.....

(Option A continues on the following page)



40EP13

Turn over

(Option A continued)

8. A proton has a total energy 1050 MeV after being accelerated from rest through a potential difference V .

(a) Define *total energy*.

[1]

.....
.....

(b) (i) Determine the momentum of the proton.

[1]

.....
.....
.....
.....

(ii) Determine the speed of the proton.

[2]

.....
.....
.....
.....
.....
.....

(iii) Calculate the potential difference V .

[1]

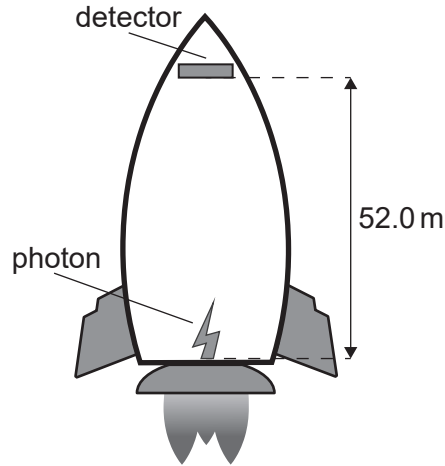
.....
.....
.....

(Option A continues on the following page)



(Option A continued)

9. A rocket is accelerating upwards at 9.8 ms^{-2} in deep space. A photon of energy 14.4 keV is emitted upwards from the bottom of the rocket and travels to a detector in the tip of the rocket 52.0 m above.



- (a) Explain why a change in frequency is expected for the photon detected at the top of the rocket. [3]

.....

.....

.....

.....

.....

.....

.....

.....

- (b) Calculate the frequency change. [2]

.....

.....

.....

.....

.....

.....

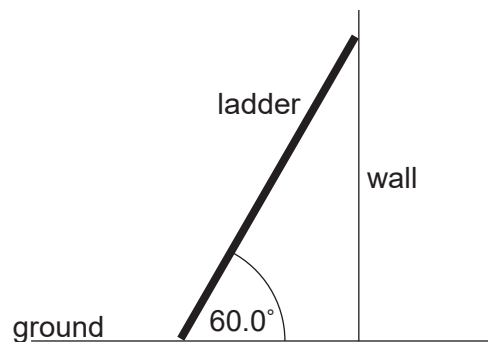
End of Option A

40EP15

Turn over

Option B — Engineering physics

10. A uniform ladder of weight 50.0 N and length 4.00 m is placed against a frictionless wall making an angle of 60.0° with the ground.



- (a) Outline why the normal force acting on the ladder at the point of contact with the wall is equal to the frictional force F between the ladder and the ground. [1]

.....

.....

.....

- (b) Calculate F . [2]

.....

.....

.....

.....

.....

.....

- (c) The coefficient of friction between the ladder and the ground is 0.400. Determine whether the ladder will slip. [2]

.....

.....

.....

.....

.....

.....

(Option B continues on the following page)



(Option B continued)

11. The moment of inertia of a solid sphere is $I = \frac{2}{5}mr^2$ where m is the mass of the sphere and r is the radius.

- (a) Show that the total kinetic energy E_k of the sphere when it rolls, without slipping, at speed v is

$$E_k = \frac{7}{10}mv^2. \quad [2]$$

.....

.....

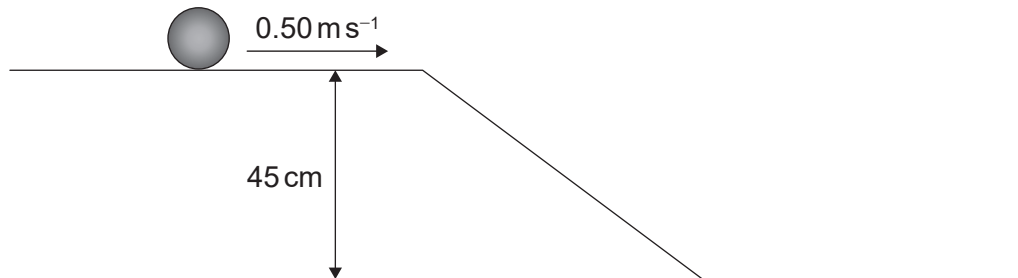
.....

.....

.....

.....

- (b) A solid sphere of mass 1.5 kg is rolling, without slipping, on a horizontal surface with a speed of 0.50 m s^{-1} . The sphere then rolls, without slipping, down a ramp to reach a horizontal surface that is 45 cm lower.



Calculate the speed of the sphere at the bottom of the ramp. [3]

.....

.....

.....

.....

.....

.....

.....

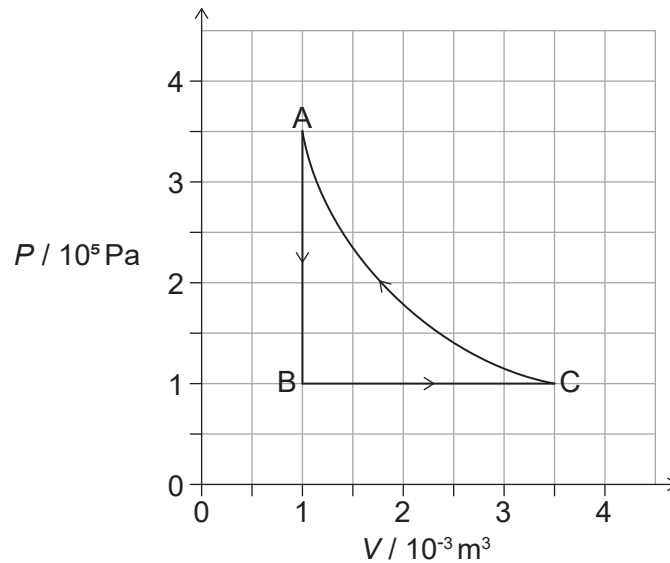
.....

(Option B continues on the following page)



(Option B continued)

12. A heat pump is modelled by the cycle $A \rightarrow B \rightarrow C \rightarrow A$.



The heat pump transfers thermal energy to the interior of a building during processes $C \rightarrow A$ and $A \rightarrow B$ and absorbs thermal energy from the environment during process $B \rightarrow C$. The working substance is an ideal gas.

(a) Show that the work done on the gas for the isothermal process $C \rightarrow A$ is approximately 440 J. [2]

.....

.....

.....

.....

.....

.....

(b) Calculate the

(i) change in internal energy of the gas for the process $A \rightarrow B$.

[2]

.....

.....

.....

.....

.....

.....

(Option B continues on the following page)



(Option B, question 12 continued)

(ii) temperature at A if the temperature at B is -40°C . [1]

.....
.....
.....

(c) Determine, using the first law of thermodynamics, the total thermal energy transferred to the building during the processes $C \rightarrow A$ and $A \rightarrow B$. [3]

.....
.....
.....
.....
.....
.....
.....
.....
.....
.....
.....

(d) Suggest why this cycle is not a suitable model for a working heat pump. [2]

.....
.....
.....
.....


(Option B continues on the following page)



(Option B continued)

13. A solid sphere is released from rest **below** the surface of a fluid and begins to fall.

(a) Draw and label the forces acting on the sphere at the **instant** when it is released. [1]



(b) Explain why the sphere will reach a terminal speed. [2]

.....
.....
.....
.....

(c) The weight of the sphere is 6.16 mN and the radius is 5.00×10^{-3} m. For a fluid of density $8.50 \times 10^2 \text{ kg m}^{-3}$, the terminal speed is found to be 0.280 ms^{-1} . Calculate the viscosity of the fluid. [2]

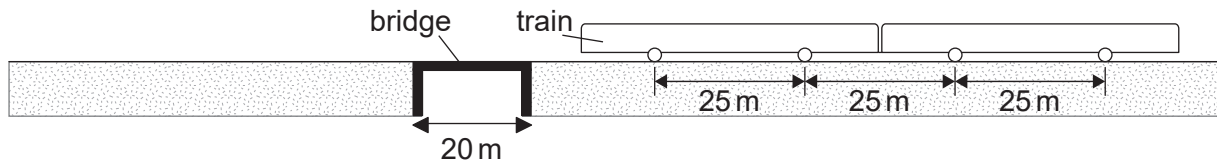
.....
.....
.....
.....
.....
.....
.....

(Option B continues on the following page)



(Option B continued)

14. A railway track passes over a bridge that has a span of 20 m.



The bridge is subject to a periodic force as a train crosses, this is caused by the weight of the train acting through the wheels as they pass the centre of the bridge.

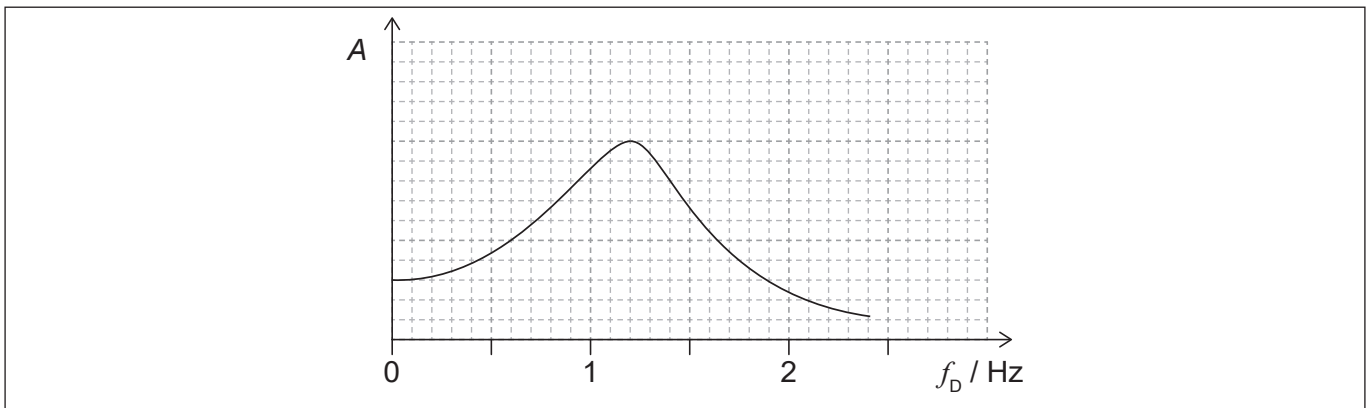
The wheels of the train are separated by 25 m.

(a) Show that, when the speed of the train is 10 m s^{-1} , the frequency of the periodic force is 0.4 Hz. [1]

.....

.....

(b) The graph shows the variation of the amplitude of vibration A of the bridge with driving frequency f_D , when the damping of the bridge system is small.



Outline, with reference to the curve, why it is unsafe to drive a train across the bridge at 30 m s^{-1} for this amount of damping. [2]

.....

.....

.....

.....

(c) The damping of the bridge system can be varied. Draw, on the graph, a second curve when the damping is larger. [2]

End of Option B

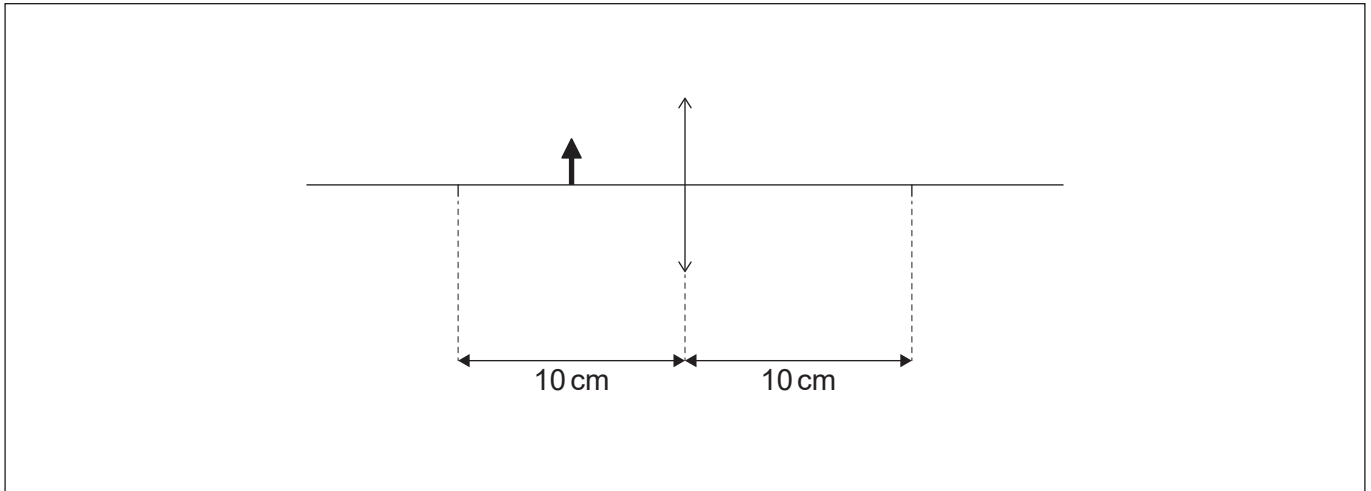


40EP21

Turn over

Option C — Imaging

15. (a) A student places an object 5.0 cm from a converging lens of focal length 10.0 cm.



- (i) Construct rays, on the diagram, to locate the image of this object formed by the lens. Label this with the letter I. [2]
- (ii) Determine, by calculation, the linear magnification produced in the above diagram. [2]

.....

.....

.....

- (iii) Suggest an application for the lens used in this way. [1]

.....

.....

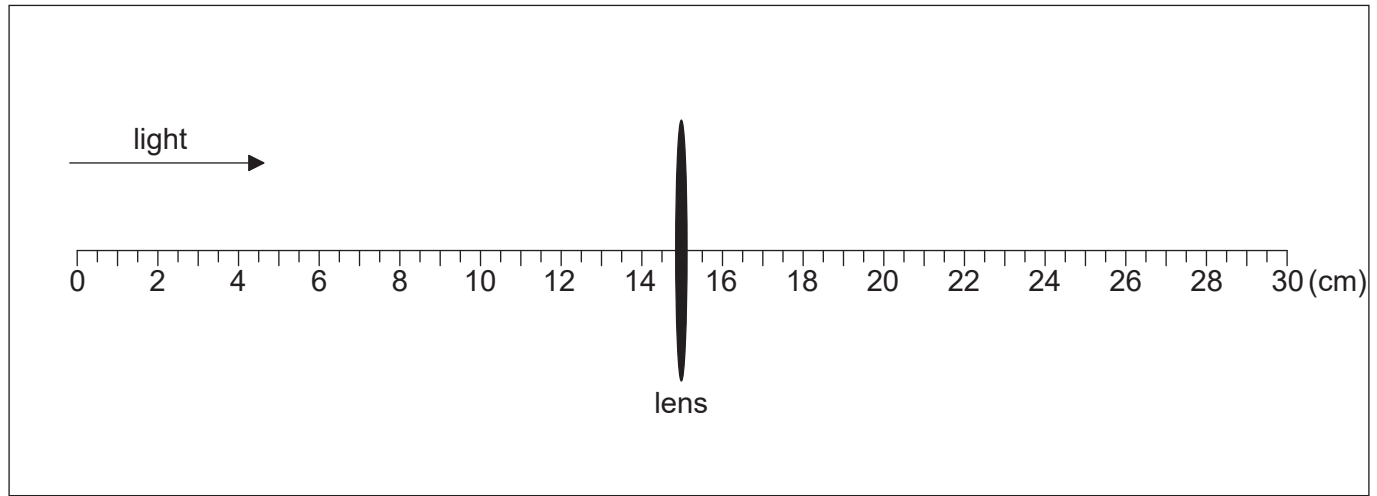
.....

(Option C continues on the following page)



(Option C, question 15 continued)

- (b) The student mounts the same lens on a ruler and light from a distant object is incident on the lens.



- (i) Identify, with a vertical line, the position of the focussed image. Label the position I. [1]
- (ii) The image at I is the object for a second converging lens. This second lens forms a final image at infinity with an overall angular magnification for the two lens arrangement of 5. Calculate the distance between the two converging lenses. [2]

.....

.....

.....

.....

- (iii) A new object is placed a few meters to the left of the original lens. The student adjusts spacing of the lenses to form a virtual image at infinity of the new object. Outline, without calculation, the required change to the lens separation. [2]

.....

.....

.....

.....

(Option C continues on the following page)



(Option C continued)

16. (a) Outline the differences between step-index and graded-index optic fibres. [2]

.....

.....

.....

.....

- (b) The refractive index n of a material is the ratio of the speed of light in a vacuum c , to the speed of light in the material v or $n = \frac{c}{v}$.

The speed of light in a vacuum c is $2.99792 \times 10^8 \text{ m s}^{-1}$. The following data are available for the refractive indices of the fibre core for two wavelengths of light:

Wavelength (λ)	Refractive index (n)
1299 nm	1.45061
1301 nm	1.45059

- (i) Determine the difference between the speed of light corresponding to these two wavelengths in the core glass. [2]

.....

.....

.....

.....

.....

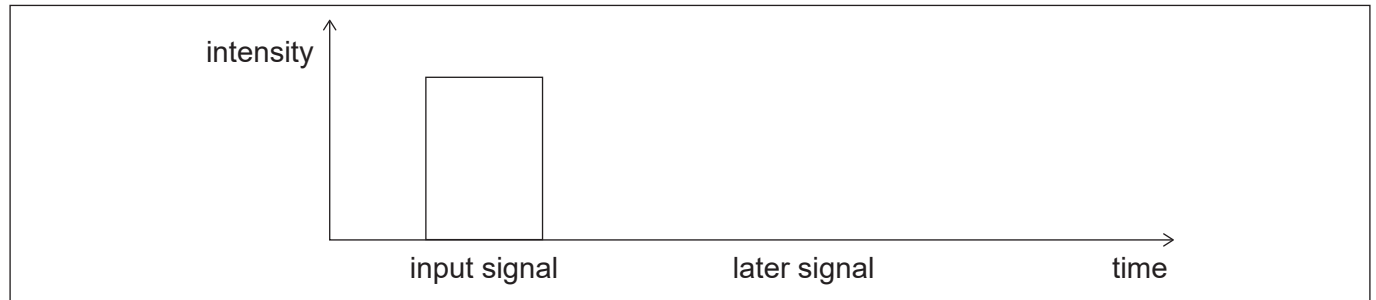
.....

(Option C continues on the following page)



(Option C, question 16 continued)

- (ii) An input signal to the fibre consists of wavelengths that range from 1299 nm to 1301 nm. The diagram shows the variation of intensity with time of the input signal.



Sketch, on the axes, the variation of signal intensity with time after the signal has travelled a long distance along the fibre. [2]

- (iii) Explain the shape of the signal you sketched in (b)(ii). [2]

.....

.....

.....

.....

- (iv) A signal consists of a series of pulses. Outline how the length of the fibre optic cable limits the time between transmission of pulses in a practical system. [2]

.....

.....

.....

.....

.....

.....

(Option C continues on the following page)



(Option C continued)

17. (a) An ultrasound A-scan is performed on a patient.

(i) State **one** advantage and **one** disadvantage of using ultrasound imaging in medicine compared to using x-ray imaging. [2]

Advantage:

Disadvantage:

(ii) Suggest why ultrasound gel is necessary during an ultrasound examination. [2]

.....

.....

.....

.....

(iii) Ultrasound of intensity 50 mWm^{-2} is incident on a muscle. The reflected intensity is 10 mWm^{-2} . Calculate the relative intensity level between the reflected and transmitted signals. [1]

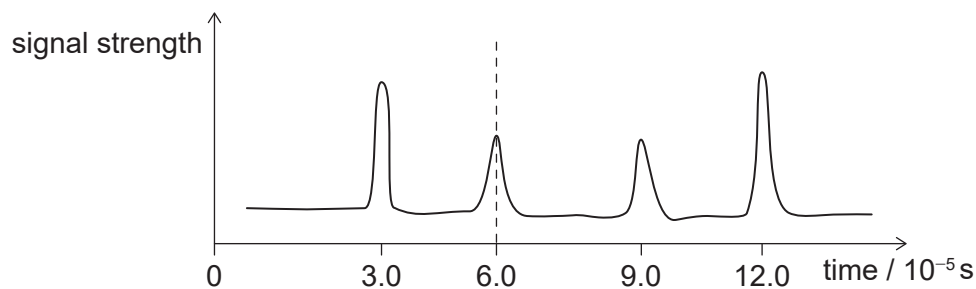
.....

.....

.....

.....

(b) The graph shows a received signal incident upon a transducer to produce an A-scan. The density of the soft tissue being examined is approximately 1090 kg m^{-3} .



(Option C continues on the following page)



40EP26

(Option C, question 17 continued)

- (i) The acoustic impedance of soft tissue is $1.65 \times 10^6 \text{ kg m}^{-2} \text{ s}^{-1}$. Show that the speed of sound in the soft tissue is approximately 1500 m s^{-1} . [1]

.....

.....

.....

- (ii) Estimate, using data from the graph, the depth of the organ represented by the dashed line. [1]

.....

.....

.....

- (iii) In the ultrasound scan the frequency is chosen so that the distance between the transducer and the organ is at least 200 ultrasound wavelengths. Estimate, based on your response to (b)(ii), the minimum ultrasound frequency that is used. [2]

.....

.....

.....

.....

- (iv) A physician has a range of frequencies available for ultrasound. Comment on the use of higher frequency sound waves in an ultrasound imaging study. [1]

.....

.....

.....

End of Option C



Option D — Astrophysics

18. (a) (i) Outline the processes that produce the change of luminosity with time of Cepheid variables. [2]

.....

.....

.....

.....

.....

- (ii) Explain how Cepheid variables are used to determine distances. [2]

.....

.....

.....

.....

.....

.....

(Option D continues on the following page)



(Option D, question 18 continued)

(b) The following data are available for the Cepheid variable δ -Cephei.

Peak luminosity = 7.70×10^{29} W
Distance from Earth = 273 pc
Peak wavelength of light = 4.29×10^{-7} m

(i) Determine the peak apparent brightness of δ -Cephei as observed from Earth. [2]

.....
.....
.....
.....
.....
.....

(ii) Calculate the peak surface temperature of δ -Cephei. [1]

.....
.....
.....

(c) Astronomers claim to know the properties of distant stars. Outline how astronomers can be certain that their measurement methods yield correct information. [1]

.....
.....
.....

(Option D continues on page 31)



Please **do not** write on this page.

Answers written on this page
will not be marked.



40EP30

(Option D continued)

19. The Hubble constant is $2.3 \times 10^{-18} \text{ s}^{-1}$.

- (a) (i) A galaxy is 1.6×10^8 ly from Earth. Show that its recessional speed as measured from Earth is about $3.5 \times 10^6 \text{ ms}^{-1}$. [2]

.....

.....

.....

.....

- (ii) A line in the hydrogen spectrum when measured on Earth has a wavelength of 486 nm. Calculate, in nm, the wavelength of the same hydrogen line when observed in the galaxy's emission spectrum. [2]

.....

.....

.....

.....

.....

.....

- (b) Outline how observations of spectra from distant galaxies provide evidence that the universe is expanding. [1]

.....

.....

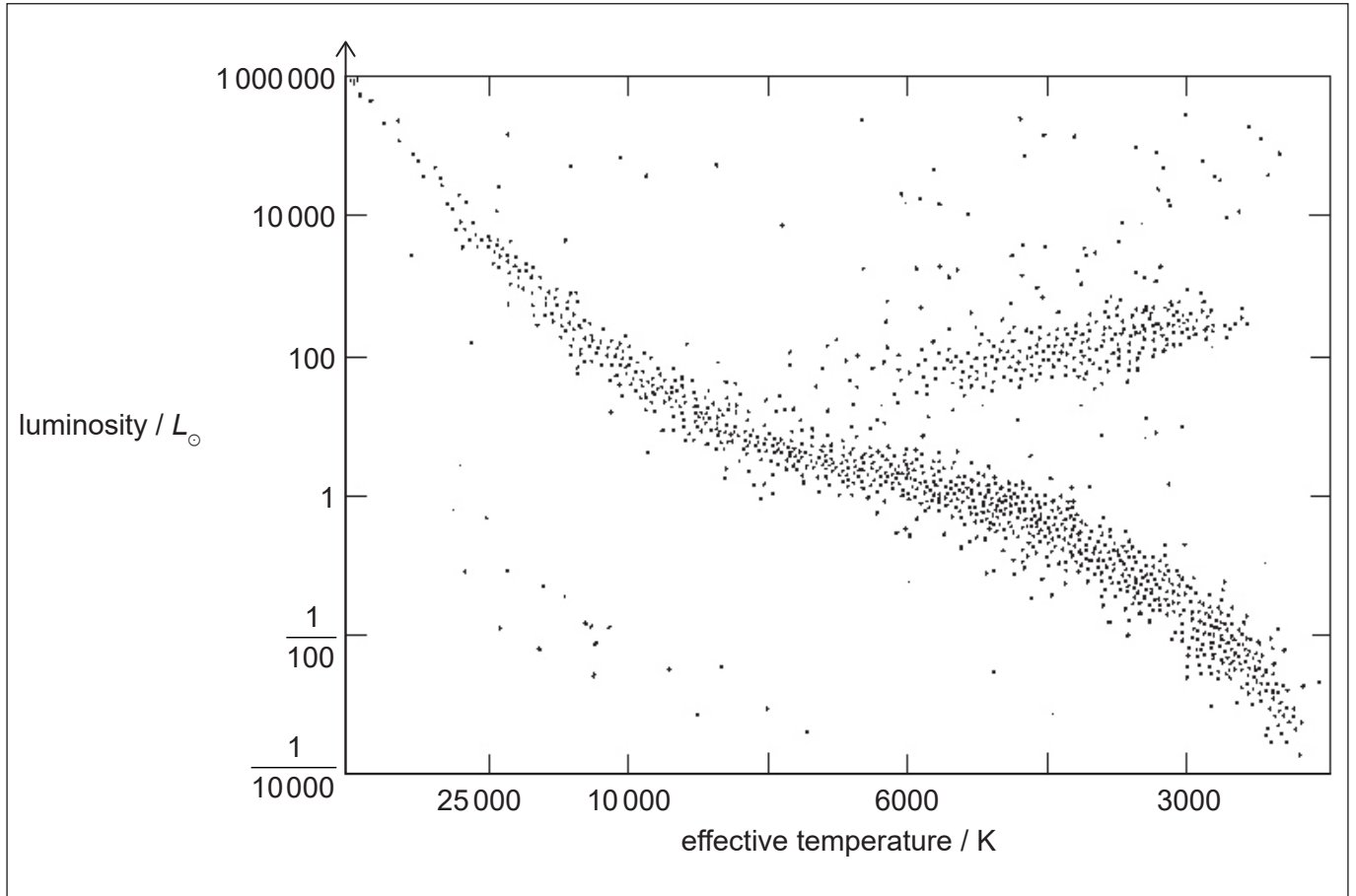
.....

(Option D continues on the following page)



(Option D continued)

20. The Hertzsprung-Russell (HR) diagram shows several star types. The luminosity of the Sun is L_{\odot} .



- (a) Identify, on the HR diagram, the position of the Sun. Label the position S. [1]
- (b) Suggest the conditions that will cause the Sun to become a red giant. [3]

.....

.....

.....

.....

.....

.....

.....

.....

(Option D continues on the following page)



(Option D, question 20 continued)

- (c) Outline why the Sun will maintain a constant radius after it becomes a white dwarf. [1]

.....
.....

- (d) During its evolution, the Sun is likely to be a red giant of surface temperature 3000K and luminosity $10^4 L_{\odot}$. Later it is likely to be a white dwarf of surface temperature 10000K and luminosity $10^{-4} L_{\odot}$. Calculate the $\frac{\text{radius of the Sun as a white dwarf}}{\text{radius of the Sun as a red giant}}$. [2]

.....
.....
.....
.....
.....
.....
.....
.....
.....
.....

(Option D continues on page 35)



Please **do not** write on this page.

Answers written on this page
will not be marked.



(Option D continued)

21. (a) Explain the formation of a type Ia supernova which enables the star to be used as a standard candle.

[3]

.....

.....

.....

.....

.....

.....

(b) Describe the r process which occurs during type II supernovae nucleosynthesis.

[2]

.....

.....

.....

.....

.....

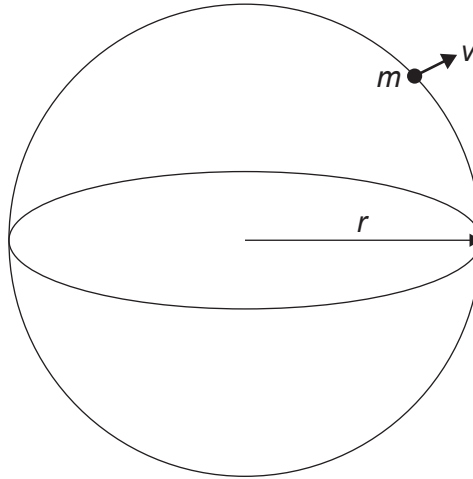
.....

(Option D continues on the following page)



(Option D continued)

22. The homogeneous model of the universe predicts that it may be considered as a spherical cloud of matter of radius r and uniform density ρ . Consider a particle of mass m at the edge of the universe moving with velocity v and obeying Hubble's law.



- (a) Justify that the total energy of this particle is $E = \frac{1}{2}mv^2 - \frac{4}{3}\pi Gr r^2 m$. [2]

.....

.....

.....

.....

.....

.....

.....

.....

(Option D continues on the following page)



(Option D, question 22 continued)

(b) At critical density there is zero total energy. Show that the critical density of the universe is:

$$\rho_c = \frac{3H_0^2}{8\pi G} \quad [2]$$

.....

.....

.....

.....

.....

.....

.....

.....

(c) The accepted value for the Hubble constant is $2.3 \times 10^{-18} \text{ s}^{-1}$. Estimate the critical density of the universe. [1]

.....

.....

.....

.....

End of Option D



Please **do not** write on this page.

Answers written on this page
will not be marked.



Please **do not** write on this page.

Answers written on this page
will not be marked.



Please **do not** write on this page.

Answers written on this page
will not be marked.



40EP40