


# Advanced Subsidiary GCE (H032) Advanced GCE (H432)

## Data Sheet for Chemistry A



The information in this sheet is for the use of candidates following the Advanced Subsidiary GCE in Chemistry A (H032) course and Advanced GCE in Chemistry A (H432) course.

The data in this sheet will be printed for distribution with the examination papers.

Copies of this sheet may be used for teaching.

This document consists of **4** pages.

### Instructions to Exams Officer/Invigilator

- **Do not send this Data Sheet for marking; it should be retained in the centre or destroyed.**

---

#### Copyright Information

OCR is committed to seeking permission to reproduce all third-party content that it uses in its assessment materials. OCR has attempted to identify and contact all copyright holders whose work is used in this paper. To avoid the issue of disclosure of answer-related information to candidates, all copyright acknowledgements are reproduced in the OCR Copyright Acknowledgements Booklet. This is produced for each series of examinations and is freely available to download from our public website ([www.ocr.org.uk](http://www.ocr.org.uk)) after the live examination series.

If OCR has unwittingly failed to correctly acknowledge or clear any third-party content in this assessment material, OCR will be happy to correct its mistake at the earliest possible opportunity.

For queries or further information please contact the Copyright Team, First Floor, 9 Hills Road, Cambridge CB2 1GE.

OCR is part of the Cambridge Assessment Group; Cambridge Assessment is the brand name of University of Cambridge Local Examinations Syndicate (UCLES), which is itself a department of the University of Cambridge.

## General Information

---

Molar gas volume =  $24.0 \text{ dm}^3 \text{ mol}^{-1}$  at room temperature and pressure, RTP

Avogadro constant,  $N_A = 6.02 \times 10^{23} \text{ mol}^{-1}$

Specific heat capacity of water,  $c = 4.18 \text{ J g}^{-1} \text{ K}^{-1}$

Ionic product of water,  $K_w = 1.00 \times 10^{-14} \text{ mol}^2 \text{ dm}^{-6}$  at 298 K

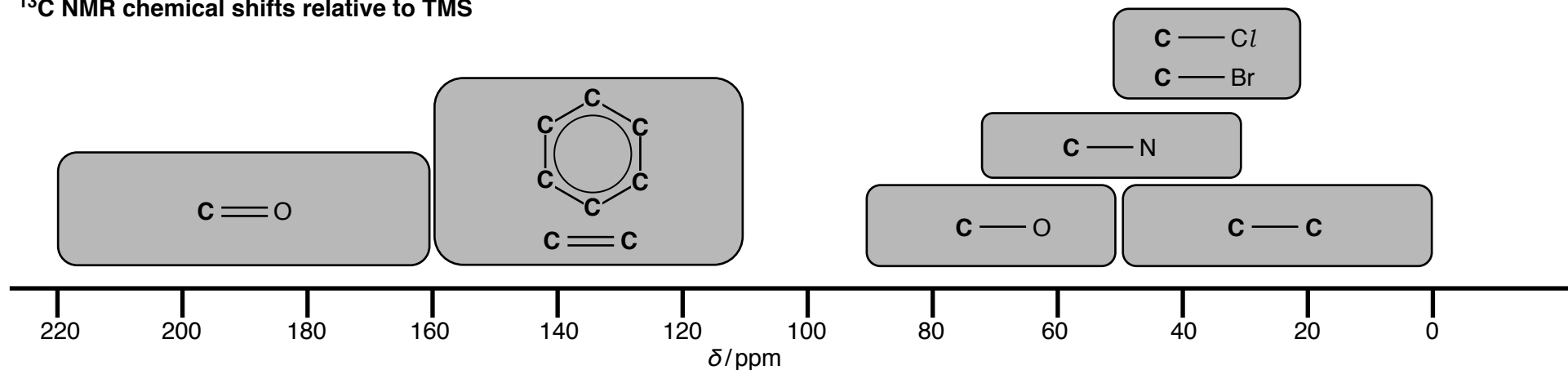
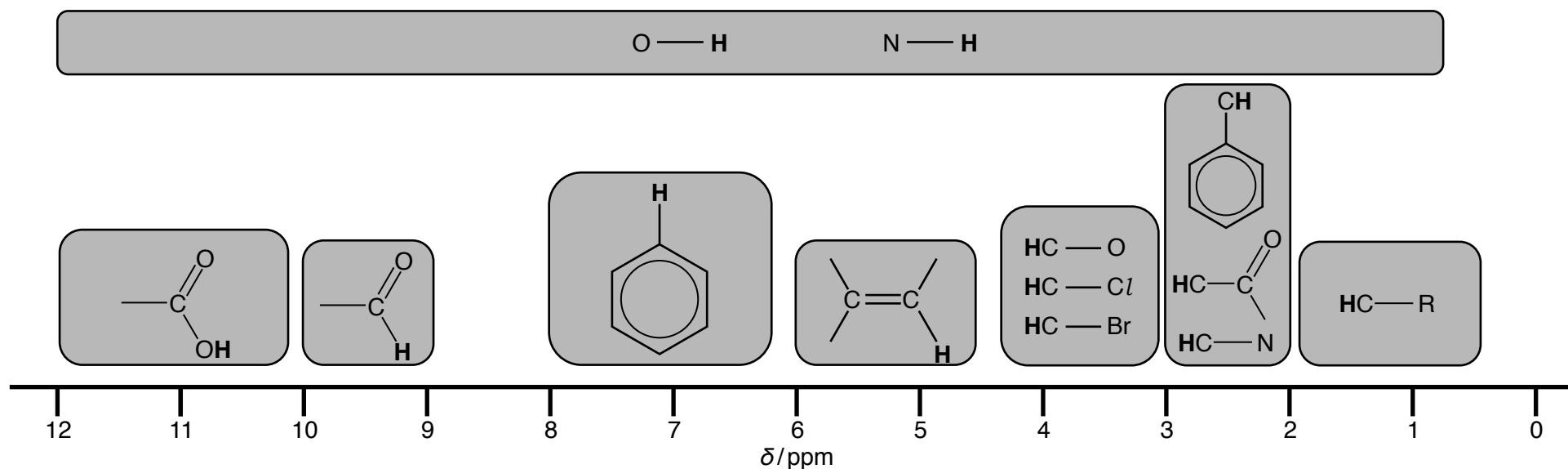
1 tonne =  $10^6 \text{ g}$

Arrhenius equation:  $k = Ae^{-E_a/RT}$  or  $\ln k = -E_a/RT + \ln A$

Gas constant,  $R = 8.314 \text{ J mol}^{-1} \text{ K}^{-1}$

### Characteristic infrared absorptions in organic molecules

Bond	Location	Wavenumber/cm <sup>-1</sup>
C–C	Alkanes, alkyl chains	750–1100
C–X	Haloalkanes (X = Cl, Br, I)	500–800
C–F	Fluoroalkanes	1000–1350
C–O	Alcohols, esters, carboxylic acids	1000–1300
C=C	Alkenes	1620–1680
C=O	Aldehydes, ketones, carboxylic acids, esters, amides, acyl chlorides and acid anhydrides	1630–1820
aromatic C=C	Arenes	Several peaks in range 1450–1650 (variable)
C≡N	Nitriles	2220–2260
C–H	Alkyl groups, alkenes, arenes	2850–3100
O–H	Carboxylic acids	2500–3300 (broad)
N–H	Amines, amides	3300–3500
O–H	Alcohols, phenols	3200–3600

**$^{13}\text{C}$  NMR chemical shifts relative to TMS** **$^1\text{H}$  NMR chemical shifts relative to TMS**

Chemical shifts are variable and can vary depending on the solvent, concentration and substituents. As a result, shifts may be outside the ranges indicated above.

$\text{OH}$  and  $\text{NH}$  chemical shifts are very variable and are often broad. Signals are not usually seen as split peaks.

Note that  $\text{CH}$  bonded to 'shifting groups' on either side, e.g.  $\text{O}-\text{CH}_2-\text{C}=\text{O}$ , may be shifted more than indicated above.

## The Periodic Table of the Elements

(1)	(2)											(3)	(4)	(5)	(6)	(7)	(0)	
1	2											13	14	15	16	17	18	
1 <b>H</b> hydrogen 1.0																		2 <b>He</b> helium 4.0
3 <b>Li</b> lithium 6.9	4 <b>Be</b> beryllium 9.0											5 <b>B</b> boron 10.8	6 <b>C</b> carbon 12.0	7 <b>N</b> nitrogen 14.0	8 <b>O</b> oxygen 16.0	9 <b>F</b> fluorine 19.0	10 <b>Ne</b> neon 20.2	
11 <b>Na</b> sodium 23.0	12 <b>Mg</b> magnesium 24.3											13 <b>Al</b> aluminium 27.0	14 <b>Si</b> silicon 28.1	15 <b>P</b> phosphorus 31.0	16 <b>S</b> sulfur 32.1	17 <b>Cl</b> chlorine 35.5	18 <b>Ar</b> argon 39.9	
19 <b>K</b> potassium 39.1	20 <b>Ca</b> calcium 40.1	21 <b>Sc</b> scandium 45.0	22 <b>Ti</b> titanium 47.9	23 <b>V</b> vanadium 50.9	24 <b>Cr</b> chromium 52.0	25 <b>Mn</b> manganese 54.9	26 <b>Fe</b> iron 55.8	27 <b>Co</b> cobalt 58.9	28 <b>Ni</b> nickel 58.7	29 <b>Cu</b> copper 63.5	30 <b>Zn</b> zinc 65.4	31 <b>Ga</b> gallium 69.7	32 <b>Ge</b> germanium 72.6	33 <b>As</b> arsenic 74.9	34 <b>Se</b> selenium 79.0	35 <b>Br</b> bromine 79.9	36 <b>Kr</b> krypton 83.8	
37 <b>Rb</b> rubidium 85.5	38 <b>Sr</b> strontium 87.6	39 <b>Y</b> yttrium 88.9	40 <b>Zr</b> zirconium 91.2	41 <b>Nb</b> niobium 92.9	42 <b>Mo</b> molybdenum 95.9	43 <b>Tc</b> technetium	44 <b>Ru</b> ruthenium 101.1	45 <b>Rh</b> rhodium 102.9	46 <b>Pd</b> palladium 106.4	47 <b>Ag</b> silver 107.9	48 <b>Cd</b> cadmium 112.4	49 <b>In</b> indium 114.8	50 <b>Sn</b> tin 118.7	51 <b>Sb</b> antimony 121.8	52 <b>Te</b> tellurium 127.6	53 <b>I</b> iodine 126.9	54 <b>Xe</b> xenon 131.3	
55 <b>Cs</b> caesium 132.9	56 <b>Ba</b> barium 137.3	57–71 lanthanoids	72 <b>Hf</b> hafnium 178.5	73 <b>Ta</b> tantalum 180.9	74 <b>W</b> tungsten 183.8	75 <b>Re</b> rhenium 186.2	76 <b>Os</b> osmium 190.2	77 <b>Ir</b> iridium 192.2	78 <b>Pt</b> platinum 195.1	79 <b>Au</b> gold 197.0	80 <b>Hg</b> mercury 200.6	81 <b>Tl</b> thallium 204.4	82 <b>Pb</b> lead 207.2	83 <b>Bi</b> bismuth 209.0	84 <b>Po</b> polonium	85 <b>At</b> astatine	86 <b>Rn</b> radon	
87 <b>Fr</b> francium	88 <b>Ra</b> radium	89–103 actinoids	104 <b>Rf</b> rutherfordium	105 <b>Db</b> dubnium	106 <b>Sg</b> seaborgium	107 <b>Bh</b> bohrium	108 <b>Hs</b> hassium	109 <b>Mt</b> meitnerium	110 <b>Ds</b> darmstadtium	111 <b>Rg</b> roentgenium	112 <b>Cn</b> copernicium		114 <b>F1</b> flerovium		116 <b>Lv</b> livermorium			

57 <b>La</b> lanthanum 138.9	58 <b>Ce</b> cerium 140.1	59 <b>Pr</b> praseodymium 140.9	60 <b>Nd</b> neodymium 144.2	61 <b>Pm</b> promethium 144.9	62 <b>Sm</b> samarium 150.4	63 <b>Eu</b> europium 152.0	64 <b>Gd</b> gadolinium 157.2	65 <b>Tb</b> terbium 158.9	66 <b>Dy</b> dysprosium 162.5	67 <b>Ho</b> holmium 164.9	68 <b>Er</b> erbium 167.3	69 <b>Tm</b> thulium 168.9	70 <b>Yb</b> ytterbium 173.0	71 <b>Lu</b> lutetium 175.0
89 <b>Ac</b> actinium	90 <b>Th</b> thorium 232.0	91 <b>Pa</b> protactinium	92 <b>U</b> uranium 238.1	93 <b>Np</b> neptunium	94 <b>Pu</b> plutonium	95 <b>Am</b> americium	96 <b>Cm</b> curium	97 <b>Bk</b> berkelium	98 <b>Cf</b> californium	99 <b>Es</b> einsteinium	100 <b>Fm</b> fermium	101 <b>Md</b> mendelevium	102 <b>No</b> nobelium	103 <b>Lr</b> lawrencium