

**GCE**

**Electronics**

Unit **F612**: Signal Processors

Advanced Subsidiary GCE

**Mark Scheme for June 2014**

OCR (Oxford Cambridge and RSA) is a leading UK awarding body, providing a wide range of qualifications to meet the needs of candidates of all ages and abilities. OCR qualifications include AS/A Levels, Diplomas, GCSEs, Cambridge Nationals, Cambridge Technicals, Functional Skills, Key Skills, Entry Level qualifications, NVQs and vocational qualifications in areas such as IT, business, languages, teaching/training, administration and secretarial skills.

It is also responsible for developing new specifications to meet national requirements and the needs of students and teachers. OCR is a not-for-profit organisation; any surplus made is invested back into the establishment to help towards the development of qualifications and support, which keep pace with the changing needs of today's society.

This mark scheme is published as an aid to teachers and students, to indicate the requirements of the examination. It shows the basis on which marks were awarded by examiners. It does not indicate the details of the discussions which took place at an examiners' meeting before marking commenced.
















All examiners are instructed that alternative correct answers and unexpected approaches in candidates' scripts must be given marks that fairly reflect the relevant knowledge and skills demonstrated.

Mark schemes should be read in conjunction with the published question papers and the report on the examination.

OCR will not enter into any discussion or correspondence in connection with this mark scheme.

© OCR 2014

These are the annotations, (including abbreviations), including those used in scoris, which are used when marking

Annotation	Meaning of annotation
	Tick
	Cross
	Unclear
	Blank Page – this annotation <b>must</b> be used on all blank pages within an answer booklet (structured or unstructured) and on each page of an additional object where there is no candidate response.
	Benefit of doubt
	Effective evaluation
	Level 1
	Level 2
	Level 3
	Level 4
	Not answered question
	Own figure rule
	Noted but no credit given
	Too vague
	Omission

Subject-specific Marking Instructions

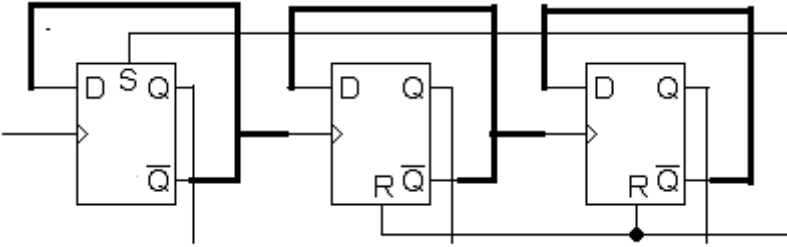
Accept +5 V, 1 and high as equivalent throughout

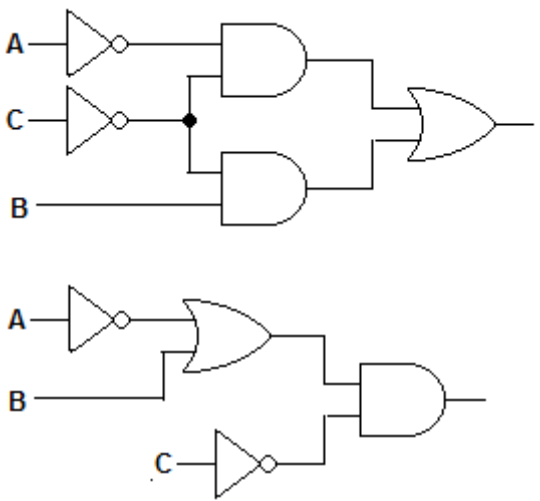
Accept 0 V, 0 and low as equivalent throughout

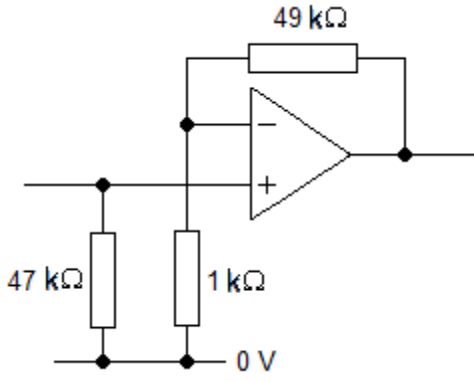
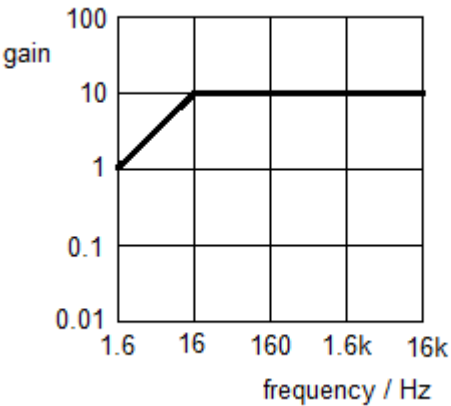
Accept numerical answers which round up to values in mark scheme

Method marks require correct values substituted into correct equation. Accept k,  $\mu$  etc as powers of ten.

Question		Answer	Mark	Guidance															
1	a	<table border="1"> <thead> <tr> <th>P</th> <th>R</th> <th>Q</th> </tr> </thead> <tbody> <tr> <td>0</td> <td>0</td> <td>1</td> </tr> <tr> <td>0</td> <td>1</td> <td>0</td> </tr> <tr> <td>1</td> <td>0</td> <td>0</td> </tr> <tr> <td>1</td> <td>1</td> <td>0</td> </tr> </tbody> </table>	P	R	Q	0	0	1	0	1	0	1	0	0	1	1	0	2	all four input states (any order) for [1] THEN correct Q for [1]
P	R	Q																	
0	0	1																	
0	1	0																	
1	0	0																	
1	1	0																	
	b	S goes high so P goes low, both inputs (P and R) are low; so Q goes high (so LED forward biased and glows);	3	no ecf from incorrect truth table															
	c	LED stays on; P stays low because one input (Q) is high; Q is high because both inputs (P and R) are low;	3																
	d	<p>The diagram shows three signals over time on a grid. Signal S starts high (1) and drops to low (0) at the first grid line. Signal R starts low (0) and has two pulses: one from the 4th to 5th grid lines, and another from the 7th to 8th grid lines. Signal Q starts high (1) and drops to low (0) at the first rising edge of R (at the 4th grid line).</p>	1	Q is high until R goes high Q changes state on first rising edge of R (by eye)															
2	a	S makes Q high and $\bar{Q}$ low; when it is high;	1 1	ignore correct statement for S is low i.e. has no effect on Q or $\bar{Q}$															
	b	place bit at D; pulse CK / feed rising edge into CK;	1 1	not just 'D copied to Q', not 'just hold D high' not hold/make/send CK high															
3	a	-4.7	2	accept 4.7 for [1] accept - 4.6 for [1]															
	b	$V_{in} = 0.75 \text{ V};$ $V_{out} = 0.75 \times 4.7 = 3.5(3) \text{ V};$  $T = 600 \mu\text{s};$ $f = 1.7 \text{ kHz};$	1 1 1 1	ignore sign, allow ecf from incorrect a ecf: accept 7.0(6) V for [1], accept 0.75 V for [1]  ecf: 300 $\mu\text{s}$ gives 3.3 kHz for [1] accept 1.6 kHz for [1]															

Question		Answer	Mark	Guidance
	c	amplitude of output signal should be $3 \times 4.7 = 14 \text{ V}$ ; top and bottom of signal flattened / clipped; because op-amp output saturates at $+13 \text{ V}$ and $-13 \text{ V}$ ;	1 1 1	not just top or bottom
	d	i	1	
		ii	1 1	method [1] answer [1] accept just $25 \mu\text{A}$ for [1]
		iii	1 1	accept ecf incorrect (ii) e.g. $25 \mu\text{A}$ gives $30 \mu\text{A}$ for [2] method [1] answer [1] accept use of $P = V^2/R$
		iv	1 1	accept ecf incorrect (a) accept $26 \text{ mW}$ for [2], ecf: $1.2 \text{ mW}$ for [1]
4	a		2	D to $\bar{Q}$ on all three flip-flops [1] $\bar{Q}$ to next clock for first two flip-flops [1]
	b	Y is a decoder; which converts word from counter into a different word;  Z is a seven-segment (LED) display; which displays a number; .	1 1  1 1	not converter accept binary to seven segment conversion not binary to decimal conversion accept binary (number) for word
	c	i	1 1	
		ii	1 1 1	accept seven has $CBA = 111$ not resets counter to one
		iii	1 1	use of correct rule [1] answer [1] accept just $60 \text{ k}\Omega$ for [1]

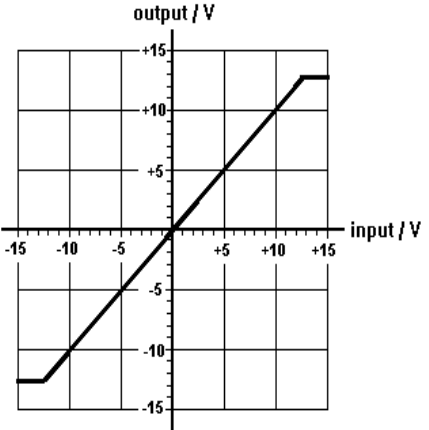
Question			Answer					Mark	Guidance
5	a	i	<b>Z</b>	<b>C</b>	<b>B</b>	<b>A</b>	<b>X</b>	1	completely correct for [1]
			one	0	0	1	0		
			four	1	0	0	0		
		ii	$X = \overline{C}.B.\overline{A} + \overline{C}.B.\overline{A} + \overline{C}.B.A;$ EITHER $X = \overline{C}.(B.\overline{A} + B.\overline{A} + B.A)$ $X = \overline{C}.(\overline{A}.(B + B) + B.(A + A)) = \overline{C}.(\overline{A} + B) = \overline{C}.\overline{A} + \overline{C}.B;$ OR $\overline{C}.B.\overline{A} + \overline{C}.B.A = \overline{C}.B.\overline{A} + \overline{C}.B.A + \overline{C}.A = \overline{C}.\overline{A}$ $\overline{C}.B.\overline{A} + \overline{C}.B.A = \overline{C}.B.\overline{A} + \overline{C}.B.A + \overline{C}.B = \overline{C}.B;$					1	allow ecf from incorrect (i) for initial expression [1]
		iii	 <p>EITHER</p> <p>OR</p>					3	OR gate to generate output for $X = \overline{C}.\overline{A} + \overline{C}.B$ [1] AND/NOT gates to generate $\overline{C}.\overline{A}$ [1] AND/NOT gates to generate $\overline{C}.B$ [1]  if they state $X = \overline{C}.(\overline{A} + B)$ , then AND gate to generate output for $X = \overline{C}.(\overline{A} + B)$ [1] NOT gate to generate $\overline{C}$ [1] NOT / OR gate to generate $(\overline{A} + B)$ [1]  accept correct circuit without algebra for [3]
	b		(at end of sequence) Z is low because CBA = 100 / C is high; no pulses at Z to be counted / counter output stays at 100; X goes high when pulse at S resets counter / CBA to 000;					1 1 1	accept counter frozen

Question			Answer	Mark	Guidance
6	a	i	power amplifier	1	accept current amplifier / power amp
		ii	increases current (of a signal); because loudspeaker has low resistance / current from volume control too low / loudspeaker needs high current;	1 1	ignore power
	b			5	correct feedback arrangements [1] - look for clear use of necessary blobs or bypass symbols correct ratio of feedback resistors [1] use of $G = 1 + \frac{R_F}{R_D}$ to justify values [1] all resistors between 1 kΩ and 10 MΩ [1] correct pull-down resistor / input impedance [1] if inverting amplifier correctly drawn, then <ul style="list-style-type: none"> <li>input resistor of 47 kΩ [1]</li> <li>feedback resistor of 2.4 MΩ [1]</li> </ul>
	c	i	$f_0 = \frac{1}{2\pi \times 10k \times 1\mu}$ 16 Hz;	1 1	ecf: 100 kΩ gives 1.6 Hz for [1]
		ii		3	break in the curve at 16 Hz [1] horizontal portion of curve at gain of 10 [1] gain drops at 45° below 16 Hz [1] accept ecf from (c)(i)



Question	Answer	Mark	Guidance
7 a	<pre> graph TD     Start([start]) --&gt; S7[let S7 = 84]     S7 --&gt; Output[/let output = S7/]     Output --&gt; Input[/let Sn = input/]     Input --&gt; Decision{Sn = 00}     Decision -- yes --&gt; B((b))     Decision -- no --&gt; C((c))     A((a)) --&gt; Start     B --&gt; Input         </pre>	4	<p>correct process box [1]                  correct input box (n = any integer) [1]                  correct decision box [1]                  accept variant below for any value from 0F to 00</p> <pre> graph TD     Start([start]) --&gt; Decision{Sn &gt; 00}     Decision -- yes --&gt; C((c))     Decision -- no --&gt; B((b))         </pre> <p>not <math>S_n &lt; XX</math>                  if decision box correct, then correct flow direction labels [1]                  not a for b</p>
	b S6 is 10000010; so lock is closed and yellow LED on; S5 is 01110001; so lock is open and green LED is on;	1 1 1 1	accept Q7, Q1 are high and rest low accept Q6, Q5, Q4.Q0 are high and rest low
	c (when red LED glows) press V, W and X (simultaneously); (until) yellow LED glows; then press U, W and X (simultaneously); for at least the next 2 s; lock opens for 8 s (and green LED comes on);	1 1 1 1 1	not after 2s ignore references to returning control to a

Question			Answer	Mark	Guidance
		d	<pre> graph TD     E1((e)) --&gt; S1[let Sn = 8F]     S1 --&gt; O1[/let output = Sn/]     O1 --&gt; P1[pause 2]     P1 --&gt; E2((e))          E2 --&gt; S2[let Sn = 87]     S2 --&gt; O2[/let output = Sn/]     O2 --&gt; P2[pause 2]     P2 --&gt; E1         </pre>	4	lock closed all the time i.e. msb 1 to output [1] all LEDs on all the time i.e. 3 lsb 1 to output [1] square wave to O3 [1] 4 ms per cycle [1]  ignore boxes with syntax errors/incorrect shape
8	a		$V_{out} = A(V_{in} - V_{out}) = AV_{in} - AV_{out};$ $V_{out} + A \times V_{out} = A \times V_{in}, \text{ so } V_{out}(1 + A) = AV_{in} \text{ and } \frac{V_{out}}{V_{in}} = \frac{A}{1 + A};$	1 1	correct substitution of $V_{in}$ and $V_{out}$ for $V_+$ and $V_-$ [1] accept $V_+$ for $V_{in}$ if used throughout correctly clear rearrangement to gain formula [1]
	b		1	1	accept 0.99, but not 0.9

Question	Answer	Mark	Guidance
C		3	straight line through the origin [1] accept freehand line slope of +1.00 [1] with ecf from b saturating at +13 V and -13 V [1]

**Quality of Written Communication**

3	The candidate expresses complex ideas extremely clearly and fluently. Sentences and paragraphs follow on from one another smoothly and logically. Arguments are consistently relevant and well structured. There will be few, if any, errors of grammar, punctuation and spelling.
2	The candidate expresses straightforward ideas clearly, if not always fluently. Sentences and paragraphs may not always be well connected. Arguments may sometimes stray from the point or be weakly presented. There may be some errors of grammar, punctuation and spelling, but not such as to suggest a weakness in these areas.
1	The candidate expresses simple ideas clearly, but may be imprecise and awkward in dealing with complex or subtle concepts. Arguments may be of doubtful relevance or obscurely presented. Errors in grammar, punctuation and spelling may be noticeable and intrusive, suggesting weaknesses in these areas.
0	The language has no rewardable features.

**OCR (Oxford Cambridge and RSA Examinations)**  
1 Hills Road  
Cambridge  
CB1 2EU

**OCR Customer Contact Centre**

**Education and Learning**

Telephone: 01223 553998

Facsimile: 01223 552627

Email: [general.qualifications@ocr.org.uk](mailto:general.qualifications@ocr.org.uk)

[www.ocr.org.uk](http://www.ocr.org.uk)

For staff training purposes and as part of our quality assurance programme your call may be recorded or monitored

**Oxford Cambridge and RSA Examinations**  
is a Company Limited by Guarantee  
Registered in England  
Registered Office; 1 Hills Road, Cambridge, CB1 2EU  
Registered Company Number: 3484466  
OCR is an exempt Charity

**OCR (Oxford Cambridge and RSA Examinations)**  
Head office  
Telephone: 01223 552552  
Facsimile: 01223 552553

© OCR 2014

