



Oxford Cambridge and RSA

# AS Level Physics B (Advancing Physics)

## H157/01 Foundations of physics

### Tuesday 15 May 2018 – Morning

### Time allowed: 1 hour 30 minutes


**You must have:**

- the Data, Formulae and Relationships Booklet (sent with general stationery)

**You may use:**

- a scientific or graphical calculator
- a ruler (cm/mm)



First name						
Last name						
Centre number	<table border="1" style="display: inline-table; border-collapse: collapse;"> <tr> <td style="width: 20px; height: 20px;"></td> <td style="width: 20px; height: 20px;"></td> <td style="width: 20px; height: 20px;"></td> <td style="width: 20px; height: 20px;"></td> <td style="width: 20px; height: 20px;"></td> </tr> </table>					
Candidate number	<table border="1" style="display: inline-table; border-collapse: collapse;"> <tr> <td style="width: 20px; height: 20px;"></td> <td style="width: 20px; height: 20px;"></td> <td style="width: 20px; height: 20px;"></td> <td style="width: 20px; height: 20px;"></td> <td style="width: 20px; height: 20px;"></td> </tr> </table>					

### INSTRUCTIONS

- Use black ink. HB pencil may be used for graphs and diagrams.
- Complete the boxes above with your name, centre number and candidate number.
- Answer **all** the questions.
- Write your answer to each question in the space provided. If additional space is required, use the lined page(s) at the end of this booklet. The question number(s) must be clearly shown.
- Do **not** write in the barcodes.

### INFORMATION

- The total mark for this paper is **70**.
- The marks for each question are shown in brackets [ ].
- This document consists of **28** pages.

2

## SECTION A

You should spend a maximum of 25 minutes on this section.

Answer **all** the questions.

Write your answer to each question in the box provided.

1 Which of the following correctly describes ceramic materials?

- A ductile
- B plastic
- C stiff
- D tough

Your answer

[1]

2 The sum of the currents entering a junction is equal to the sum of the currents leaving the junction.

This is the principle of conservation of which quantity?

- A charge
- B energy
- C mass
- D momentum

Your answer

[1]

3 Which of these statements about metals is **not** correct?

- A They have a high number density of charge carriers.
- B They have directional bonds between the metal ions.
- C They have mobile dislocations.
- D Pure metals are usually ductile.

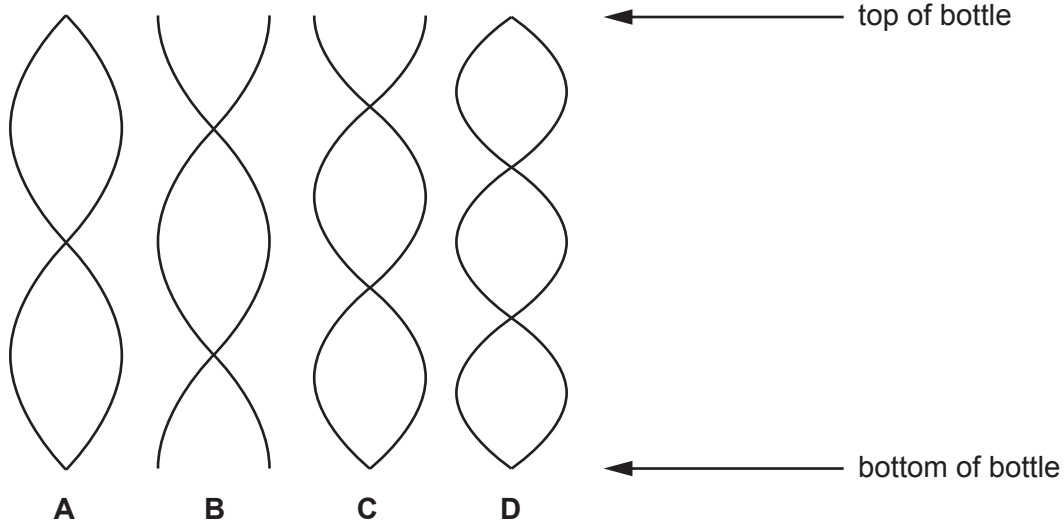
Your answer

[1]

3

- 4 A student blows across the open top of an empty bottle.

Which diagram represents a standing wave that can be produced in the air in the bottle?

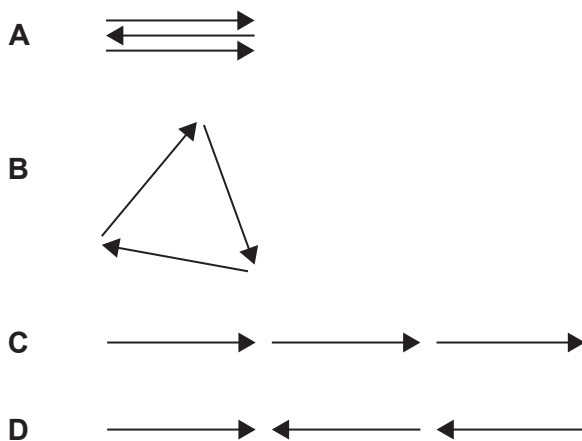


Your answer

[1]

- 5 Monochromatic light passes through 3 closely spaced parallel slits at a point. A maximum is produced at a point on a distant screen where the phase difference between light from successive slits is  $\pi$  radians.

Which phasor diagram represents the constructive interference at this point?



Your answer

[1]

4

6 Light can be modelled as a wave or as particles (photons).

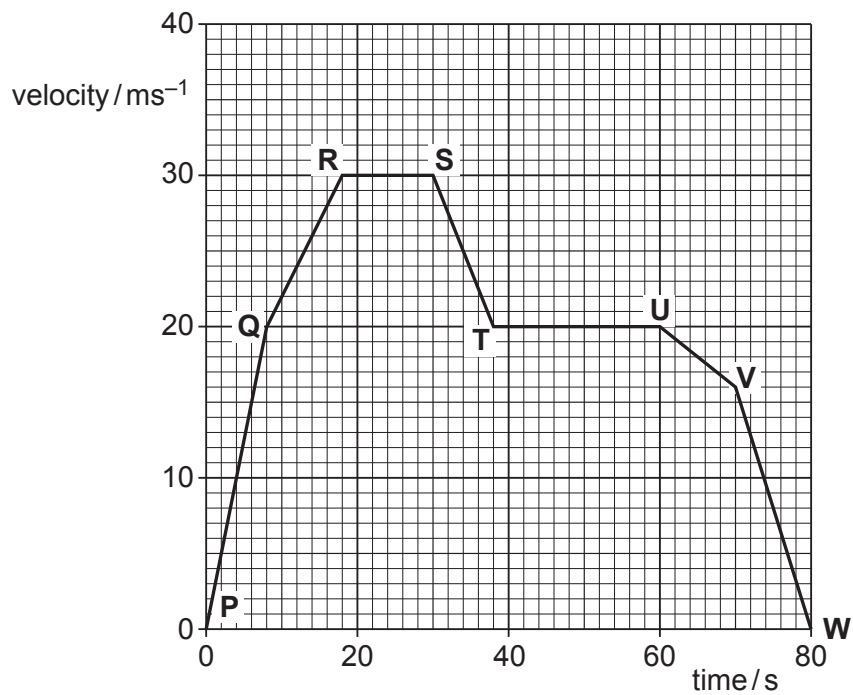
Which one of these phenomena can **only** be explained if light is made of photons?

- A diffraction
- B photoelectric effect
- C polarisation
- D reflection

Your answer

[1]

7 Here is a velocity-time graph for a car.



Between which points does the car have the largest acceleration?

- A P and Q
- B Q and R
- C S and T
- D V and W

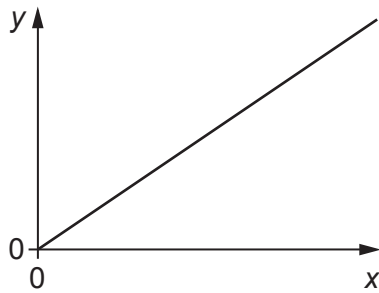
Your answer

[1]

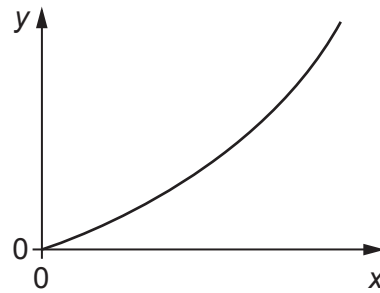
5

8 An object falls freely from rest.

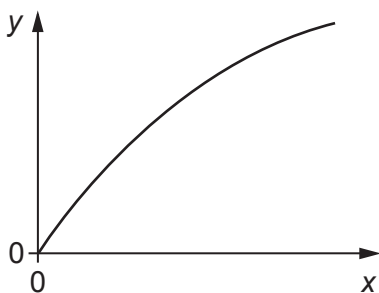
Which graph represents distance fallen ( $y$ -axis) against time ( $x$ -axis)?



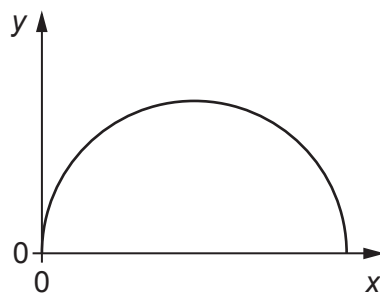
A



B



C



D

Your answer

[1]

9 There is a current of 5.0 mA in a  $250\ \Omega$  resistor for 40 minutes.

How much energy is dissipated in the resistor?

A  $2.5 \times 10^{-6}\ \text{J}$

B  $1.5 \times 10^{-4}\ \text{J}$

C 0.25 J

D 15 J

Your answer

[1]

6

- 10 Light of wavelength 650 nm is incident at right angles on a diffraction grating with 300 lines per mm.

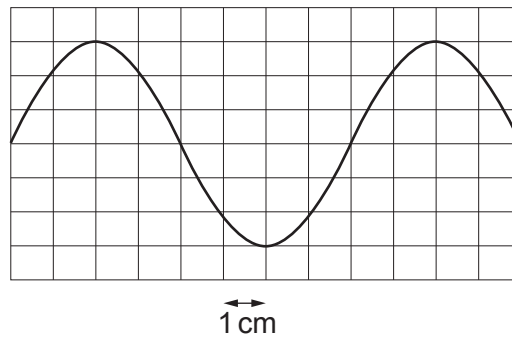
What is the angle of the third-order maximum?

- A  $4^\circ$   
 B  $11^\circ$   
 C  $34^\circ$   
 D  $36^\circ$

Your answer

[1]

- 11 The oscilloscope trace shows the variation in p.d of a signal. The time base of the oscilloscope is set at  $0.25 \text{ ms cm}^{-1}$ .



What is the frequency of the signal?

- A 333 Hz  
 B 500 Hz  
 C 1000 Hz  
 D 5000 Hz

Your answer

[1]

- 12 A converging lens produces a focused image at a distance of 0.40m from the lens. The magnification of the image is 2.0.

What is the power of the lens?

- A 0.13 D
- B 0.20 D
- C 5.0 D
- D 7.5 D

Your answer

[1]

- 13 The power of a beam of light is 3.5 mW. The wavelength is 445 nm.

How many photons are emitted each second?

- A  $8 \times 10^{15}$
- B  $8 \times 10^{18}$
- C  $8 \times 10^{21}$
- D  $8 \times 10^{24}$

Your answer

[1]

- 14 A ball of mass 0.12 kg falls vertically from rest and bounces. The collision with the ground is **elastic**, so kinetic energy is conserved. The duration of the collision is 0.040 s, and the ball leaves the ground with a speed of  $10 \text{ m s}^{-1}$ .

What is the average resultant force on the ball while it is in contact with the ground?

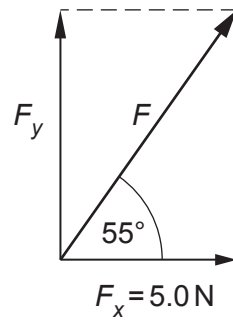
- A 0 N
- B 1.2 N
- C 30 N
- D 60 N

Your answer

[1]

8

- 15 A force vector,  $F$ , is resolved into a vertical component  $F_y$  and a horizontal component  $F_x$ . The diagram is not to scale.



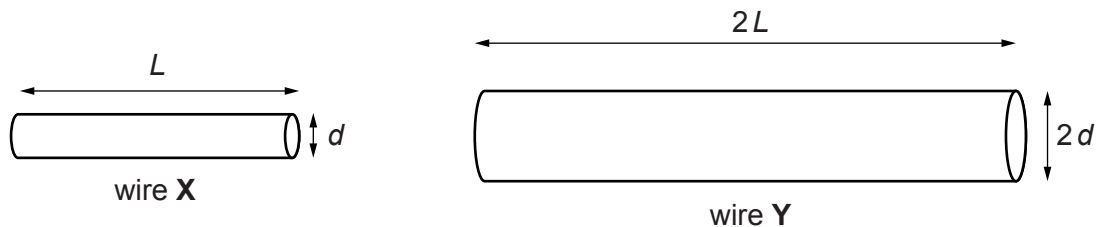
What is the magnitude of  $F_y$ ?

- A 2.9 N  
 B 3.5 N  
 C 7.1 N  
 D 8.7 N

Your answer

[1]

- 16 Two wires of the same material have the dimensions shown in the diagram.



What is the ratio  $\frac{\text{conductance of wire X}}{\text{conductance of wire Y}}$ ?

- A  $\frac{1}{2}$   
 B 1  
 C  $\sqrt{2}$   
 D 2

Your answer

[1]



9

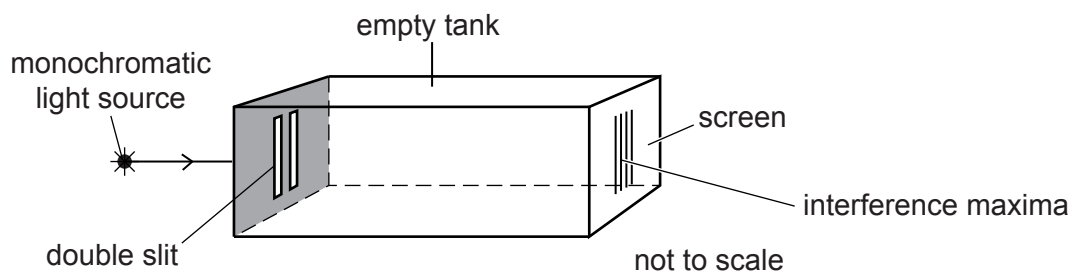
17 The de Broglie wavelength of an electron with kinetic energy 900 eV is  $4.1 \times 10^{-11}$  m. What is the wavelength of an electron with kinetic energy 450 eV?

- A  $2.0 \times 10^{-11}$  m
- B  $2.9 \times 10^{-11}$  m
- C  $5.8 \times 10^{-11}$  m
- D  $8.2 \times 10^{-11}$  m

Your answer

[1]

18 This experiment produces an interference pattern on the screen.



The tank is filled with water, and the maxima become closer together. Which statement correctly explains this observation in terms of the behaviour of light inside the tank?

- A The refractive index of the water is lower than that of air.
- B The wavelength of the light has decreased.
- C The time taken for the light to travel from the slits to the screen has decreased.
- D The light waves from the slits are no longer coherent.

Your answer

[1]

10

The following information is for use in questions 19 and 20.

Two moving objects, **X** and **Y** collide and then move off together.



**X**: mass = 2.0 kg  
speed = 3.0 ms<sup>-1</sup>

**Y**: mass = 1.0 kg  
speed = 3.0 ms<sup>-1</sup>

19 What is the total initial kinetic energy ( $E_k$ ) and momentum ( $p$ ) of **X** and **Y**?

	total initial $E_k$	total initial $p$
<b>A</b>	4.5J	3Ns
<b>B</b>	4.5J	9Ns
<b>C</b>	13.5J	3Ns
<b>D</b>	13.5J	9Ns

Your answer

[1]

20 What is the total final kinetic energy ( $E_k$ ) and momentum ( $p$ ) of **X** and **Y**, as they move off together?

	total final $E_k$	total final $p$
<b>A</b>	1.5J	3Ns
<b>B</b>	1.5J	9Ns
<b>C</b>	4.5J	3Ns
<b>D</b>	4.5J	9Ns

Your answer

[1]

## SECTION B

- 21 Fig. 21 shows a ray of orange light being refracted at an air-water boundary.

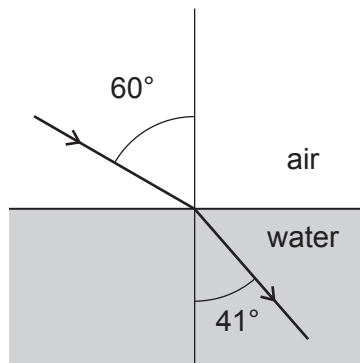


Fig. 21

- (a) Show that the refractive index  $n$  of the water is less than 1.4 using the angles shown on Fig. 21.

$$n = \dots\dots\dots [2]$$

- (b) The refractive index of water for violet light is 0.02 more than the refractive index for the orange light calculated in (a).  
State and explain any changes in refraction when violet light enters water at the same angle of incidence of  $60^\circ$ .

.....

.....

.....

.....

.....

..... [2]

12

- 22 Tom runs on the circular track of radius 24 m shown in Fig. 22. He starts at point X and stops at point Y, which is one-quarter of the way around the track.

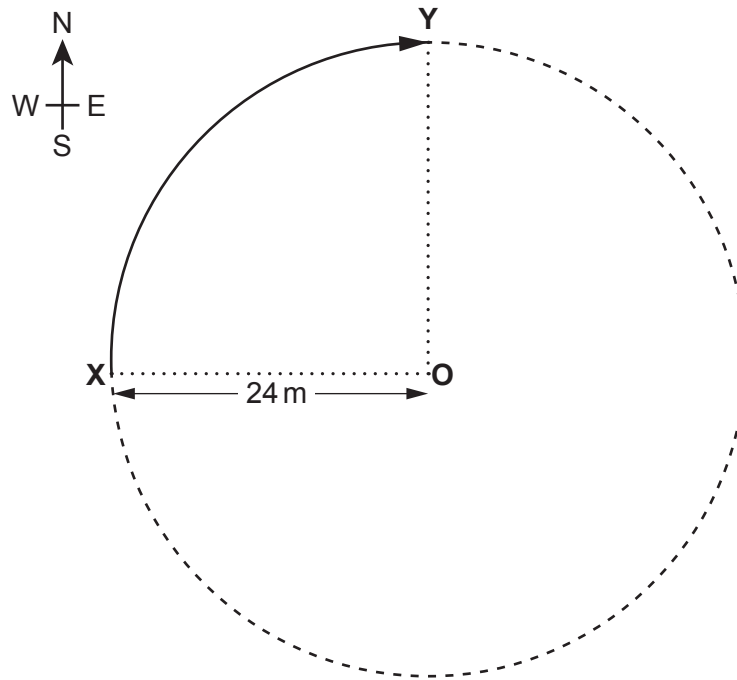


Fig. 22

Calculate Tom's **displacement** from X to Y. Show your working.

magnitude .....

direction .....

[3]

23 Forces can be resolved into components.

- (a) Fig. 23 shows a weight vector  $W$  acting on a climber on an ice slope. The slope is at  $50^\circ$  to the horizontal.

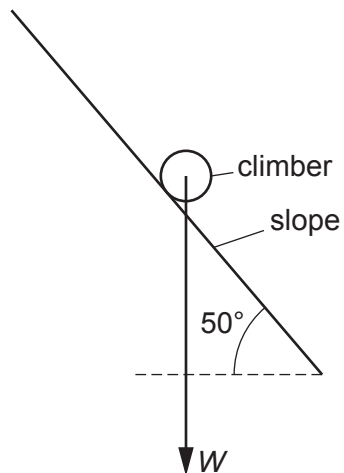


Fig. 23

Add to Fig. 23 two vector arrows to show the components of  $W$ , parallel to and perpendicular to the slope.

Your diagram should show that the components add up to make the  $W$  vector. [1]

- (b) The climber of weight  $W = 600\text{ N}$  is held in equilibrium by a rope parallel to the slope.

Calculate the magnitude of the tension in the rope.

magnitude of tension = ..... N [2]

14

24 A sound system records signal frequencies from 200 Hz up to 11.5 kHz.

The sound is to be digitally sampled.

(a) State the minimum rate of sampling that should be used.

minimum sampling rate = ..... Hz  
[1]

(b) In this system the  $\frac{\text{total signal variation (including noise)}}{\text{noise variation}} = 3000$ .

Calculate the number of bits that should be used per sample for this system.

number = ..... bits [2]

25 Fig. 25.1 shows a transmission electron microscope (TEM) image of a metal from the year 2010 with a scale marker of 1 nm.

Fig. 25.2 shows the approximate resolution of TEM technology against time.

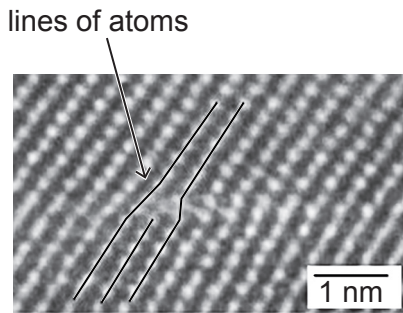


Fig. 25.1

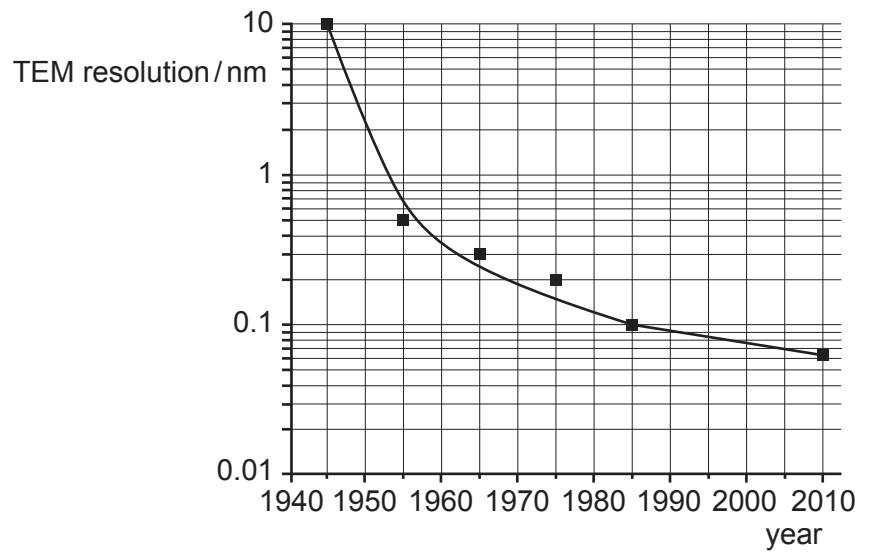


Fig. 25.2

(a) Name the feature represented by the lines of atoms added to the image in Fig. 25.1.

name of feature ..... [1]

(b) Using Fig. 25.2 determine the factor by which TEM resolution has improved between the years 1945 and 2010.

factor = ..... [1]

26 This question applies Newton's laws of motion to a test flight of an aircraft.

The test flight starts with straight level flight at constant velocity. Fig. 26 shows the four initial forces acting on the aircraft.

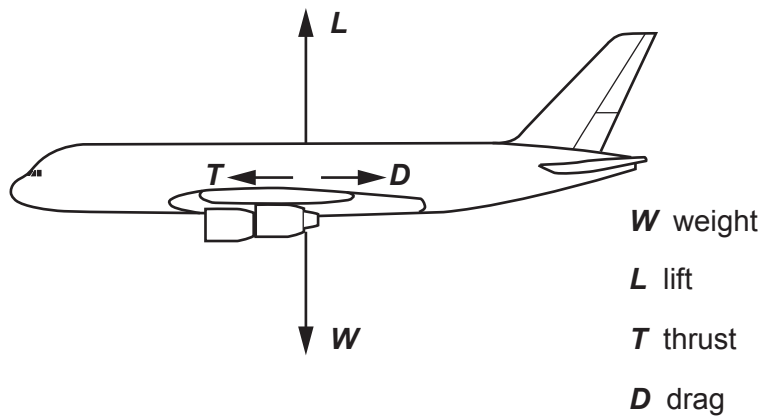
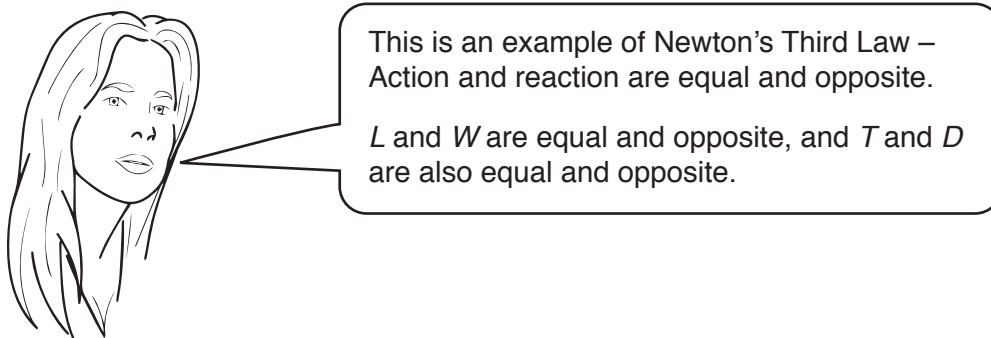


Fig. 26

The lift force  $L$  depends on the velocity  $v$  of the aircraft – as  $v$  increases,  $L$  also increases.

(a) One student has an incorrect interpretation of this diagram.



Using **one** of the two pairs of forces she mentions ( $L$  and  $W$  or  $T$  and  $D$ ), explain why she is wrong.

.....

.....

.....

.....

..... [2]



(b) The engines are stopped and the thrust  $T$  becomes zero. The aircraft continues flying.

Explain, using Newton's Laws, how the aircraft will move once the engines have been stopped.

.....  
.....  
.....  
.....  
..... [2]

(c) The mass of the aircraft when its engines are stopped is  $4.0 \times 10^5 \text{ kg}$  and the drag  $D$  is  $1.2 \text{ MN}$ .

Calculate the deceleration of the aircraft just after the engines are stopped.

deceleration = .....  $\text{ms}^{-2}$  [1]

## SECTION C

- 27 The Cassini-Huygens spacecraft took images of Saturn's moon Enceladus when the spacecraft was about 6000 km from Enceladus. One such image is shown in Fig. 27.1.




Fig. 27.1

- (a) (i) The image is  $1024 \times 711$  pixels. The original data transmitted for this image was 5.8 Mbits.

Calculate the number of bits per pixel in the original data.

bits per pixel = ..... [1]

- (ii) The 5.8 Mbits was downloaded to an Earth receiver at a rate of  $110 \text{ kbits}^{-1}$ . Calculate the time taken to download this data.

time taken = ..... s [1]

- (b) (i) Two radii of the moon Enceladus have been added to Fig. 27.1. The resolution of the image is 330 m per pixel.  
 Show that the diameter of Enceladus is less than 500 km.

[3]

- (ii) The image was taken with a sensor of square pixels of width  $5\ \mu\text{m}$ . Fig. 27.2 shows the formation of this image (not to scale).

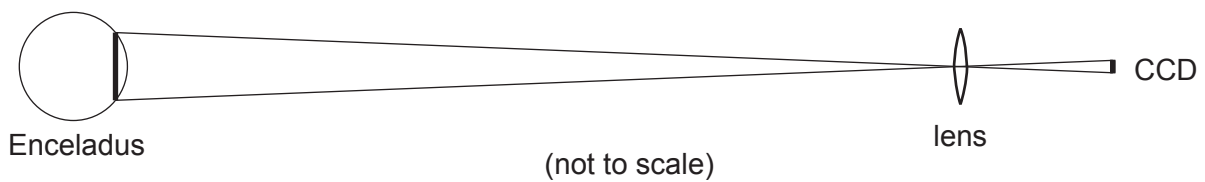


Fig. 27.2

Estimate the focal length of the camera lens that produced the image using data from earlier in the question.  
 Make your method clear.

focal length = ..... m [2]

20

- 28 This question is about a high-tensile steel cable used by a tugboat to tow large ships. Fig. 28 shows the force  $F$  against extension  $x$  graph for the steel cable up to the breaking point.

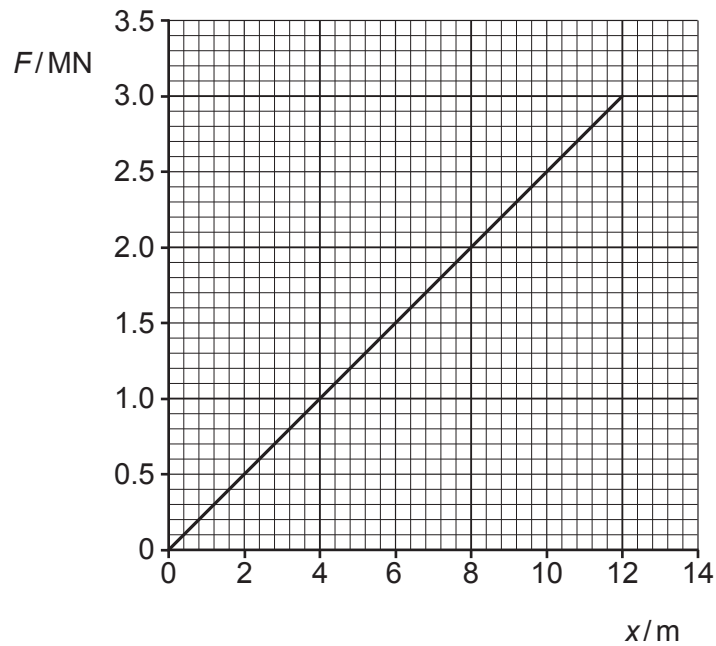


Fig. 28

- (a) (i) Calculate the force constant  $k = \frac{F}{x}$  in  $\text{MN m}^{-1}$  for this cable.

force constant  $k = \dots\dots\dots \text{MN m}^{-1}$  [1]

- (ii) Use algebraic reasoning to show that the force constant  $k$  is related to the Young modulus  $E$  of the steel by the equation:

$$k = \frac{EA}{L}$$

where  $A$  is the cross-sectional area of cable and  $L$  is the length of cable.

[1]

21

- (iii) For the cable in the graph,  $E = 2.1 \times 10^{11}$  Pa and  $A = 1.0 \times 10^{-3} \text{ m}^2$ .

Calculate the length  $L$  of the cable used.

$L = \dots\dots\dots$  m [2]

- (b) (i) Use Fig. 28 to show that the elastic potential energy stored by the cable at its breaking point is less than 20 MJ.

[1]

- (ii) When a cable breaks, most of its stored elastic energy is transferred to kinetic energy. Estimate the speed that the cable would reach, assuming all its mass moves at the same speed.

$$\text{density, } \rho = \frac{\text{mass}}{\text{volume}} = 7.9 \times 10^3 \text{ kg m}^{-3} \text{ for steel}$$

speed =  $\dots\dots\dots$   $\text{ms}^{-1}$  [3]



23

- (b) The p.d. across the terminals of the power supply is 6.0V and the resistance of the fixed resistor in the potential divider is 470  $\Omega$ .

Calculate the resistance of the thermistor at 46 °C. Make your reasoning clear.

resistance = .....  $\Omega$  [2]

- (c) (i) The sensitivity of the sensor is the ratio  $\frac{\text{change of output p.d.}}{\text{change in temperature}}$

Describe how the sensitivity of the sensor varies between 0 °C and 100 °C. Explain your reasoning.

.....  
 .....  
 .....  
 ..... [2]

- (ii) Use Fig. 29.2 to estimate the sensitivity of the sensor at 50 °C. Make your method clear.

sensitivity = .....  $\text{V}^\circ\text{C}^{-1}$  [3]





**ADDITIONAL ANSWER SPACE**

If additional space is required, you should use the following lined page(s). The question number(s) must be clearly shown in the margin(s).

A large area of lined paper for writing. It consists of a vertical solid line on the left side, creating a margin. To the right of this line, there are numerous horizontal dotted lines spaced evenly down the page, providing a guide for writing.

A blank sheet of lined paper with a vertical margin line on the left and horizontal ruling lines across the page. The page is otherwise empty of text or markings.

A blank sheet of lined paper. On the left side, there is a solid vertical line that serves as a margin. The rest of the page is filled with horizontal dotted lines, providing a guide for writing. The lines are evenly spaced and extend across the width of the page.

A large area of the page is reserved for writing, featuring a vertical solid line on the left side and horizontal dotted lines extending across the page.



**Copyright Information**

OCR is committed to seeking permission to reproduce all third-party content that it uses in its assessment materials. OCR has attempted to identify and contact all copyright holders whose work is used in this paper. To avoid the issue of disclosure of answer-related information to candidates, all copyright acknowledgements are reproduced in the OCR Copyright Acknowledgements Booklet. This is produced for each series of examinations and is freely available to download from our public website ([www.ocr.org.uk](http://www.ocr.org.uk)) after the live examination series.

If OCR has unwittingly failed to correctly acknowledge or clear any third-party content in this assessment material, OCR will be happy to correct its mistake at the earliest possible opportunity.

For queries or further information please contact the Copyright Team, First Floor, 9 Hills Road, Cambridge CB2 1GE.

OCR is part of the Cambridge Assessment Group; Cambridge Assessment is the brand name of University of Cambridge Local Examinations Syndicate (UCLES), which is itself a department of the University of Cambridge.