

OXFORD CAMBRIDGE AND RSA EXAMINATIONS
GCSE (9–1)
J560/01

MATHEMATICS

Paper 1 (Foundation Tier)

THURSDAY 25 MAY 2017: Morning
TIME ALLOWED: 1 hour 30 minutes
plus your additional time allowance

MODIFIED ENLARGED

First name		Last name	
-----------------------	--	----------------------	--

Centre number						Candidate number				
--------------------------	--	--	--	--	--	-----------------------------	--	--	--	--

YOU MAY USE:

A scientific or graphical calculator
Geometrical instruments
Tracing paper

READ INSTRUCTIONS OVERLEAF



INSTRUCTIONS

Use black ink. You may use an HB pencil for graphs and diagrams.

Complete the boxes on the first page with your name, centre number and candidate number.

Answer ALL the questions.

Read each question carefully before you start to write your answer.

Where appropriate, your answers should be supported with working. Marks may be given for a correct method even if the answer is incorrect.

Write your answer to each question in the space provided.

Additional paper may be used if required but you must clearly show your candidate number, centre number and question number(s).

INFORMATION

The total mark for this paper is 100.

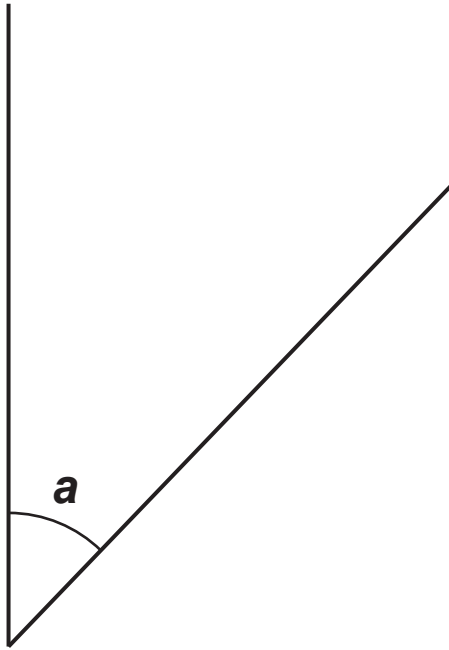
The marks for each question are shown in brackets [].

Use the π button on your calculator or take π to be 3.142 unless the question says otherwise.

BLANK PAGE

Answer ALL the questions.

1 (a) (i) Measure angle a .



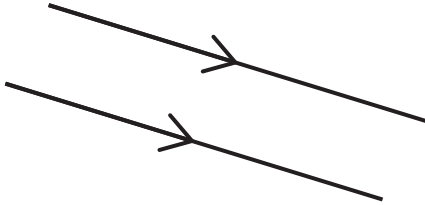
(a)(i) _____ ° [1]

(ii) Write down the mathematical name of this type of angle.

(ii) _____ [1]

(b) Choose one of these words to complete the following sentence.

perpendicular vertical parallel horizontal



These are _____ lines. [1]

- 2 (a) Use one of these symbols $<$, $>$ or $=$ to make each statement true.

(i) 17.6 _____ 17.06 [1]

(ii) 0.9 _____ $\frac{45}{50}$ [1]

- (b) Round 184 329 to the nearest hundred.

(b) _____ [1]

- (c) Write $\frac{5}{8}$ as a decimal.

(c) _____ [1]

3 Here is a list of numbers.

11 27 81 21 41 42 23 39 45

From this list, write down

(a) the even number,

(a) _____ [1]

(b) the square number,

(b) _____ [1]

(c) all the prime numbers.

(c) _____ [2]

4 Karen made 40 cakes.

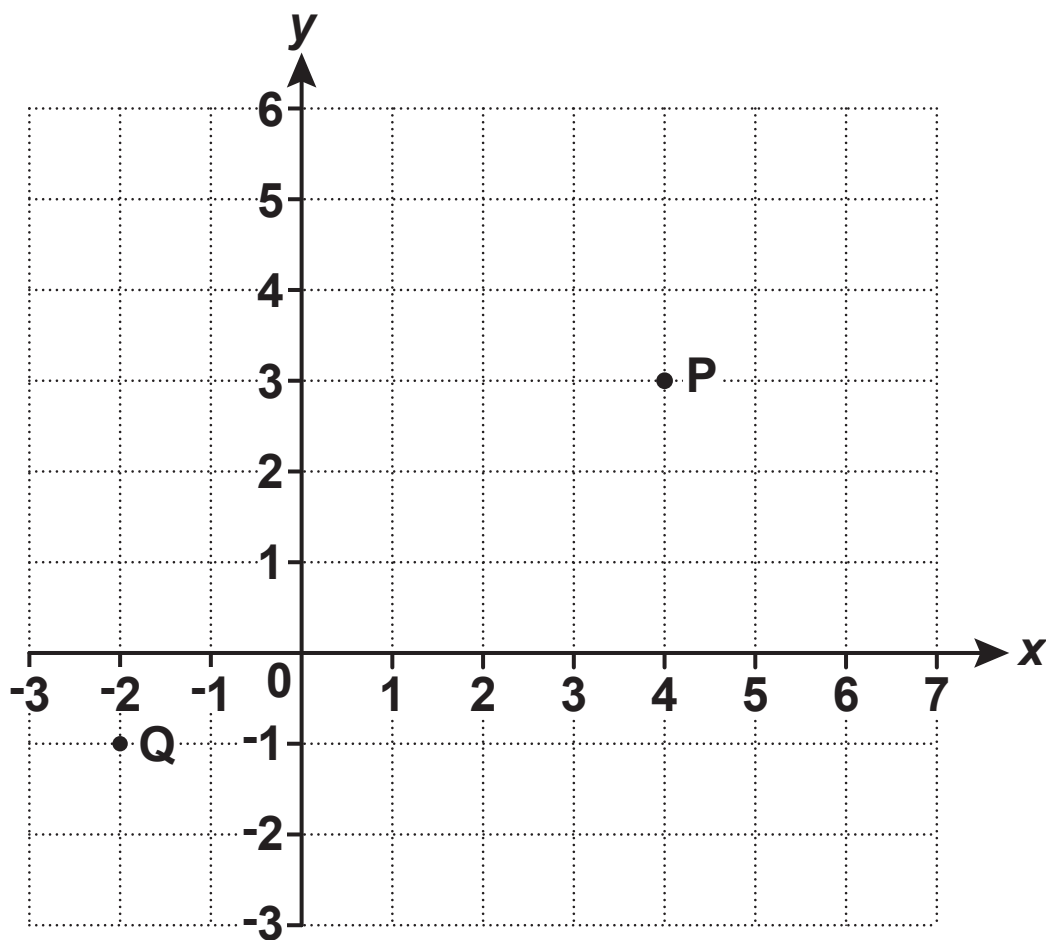
She gives $\frac{1}{5}$ of the cakes to Andrew.

She gives 10% of the 40 cakes to Chris.

What fraction of the 40 cakes does she have left?

_____ **[3]**

5 Points P and Q are shown on this grid.



(a) (i) Write down the coordinates of point P.

(a)(i) (_____ , _____) [1]

(ii) Write down the coordinates of point Q.

(ii) (_____ , _____) [1]

(b) Plot point R at (3 , -2). [1]

(c) Draw the line $y = 3$ on the grid. [1]

- 6 Work out 17% of 54.**
Give your answer correct to 1 decimal place.

_____ **[3]**

7 (a) Simplify.

$$7t - 6u + 5t - 4u$$

(a) _____ **[2]**

(b) Factorise.

$$5v + 20w$$

(b) _____ **[1]**

(c) Solve by factorising.

$$x^2 + 10x + 21 = 0$$

(c) $x =$ _____ **or** $x =$ _____ **[3]**

8 Apple crumble is made using these ingredients.

Apple crumble	
Serves 6 people	
550 g	apple
200 g	sugar
120 g	flour
30 g	butter

(a) Susumu makes apple crumble to serve 12 people.

How much flour should he use?

(a) _____ g [1]

(b) Natalie makes apple crumble for 2 people.

How much butter should she use?

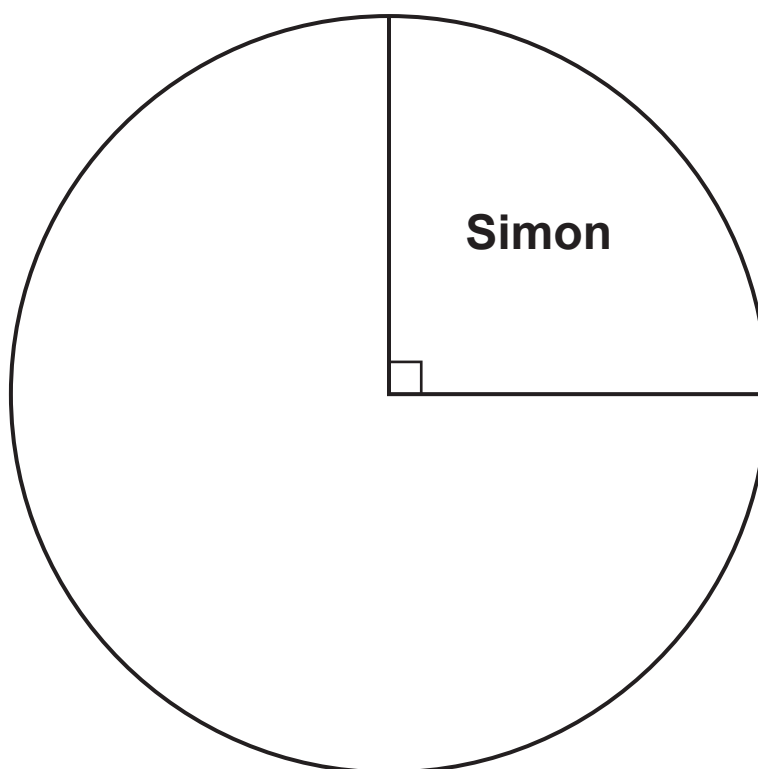
(b) _____ g [1]

(c) Abena has 1.3 kg of apples and plenty of the other ingredients.

**Can she make apple crumble for 15 people?
Explain how you got your answer.**

[4]

- 9 Jorge recorded the scorers of 120 goals.
He started to draw a pie chart to show the results.



(a) How many goals did Simon score?

(a) _____ [1]

(b) The table shows the OTHER players who scored goals.

Name of scorer	Number of goals	Angle of sector
Wayne	48	144°
Harry	5	
Obi		72°
Antony		

(i) Complete the table. [3]

(ii) Complete the pie chart. [2]

- 10 The pass mark for a test is 86%.
Steve scores 52 out of 61 marks.**

**Does he pass the test?
Explain your answer.**

[2]

- 11 320 people go on a coach trip.
Each coach holds 53 people.**

Gary says 6 coaches are needed.

**Is Gary correct?
You must show your working.**

[2]

- 12 Trish and Marc both cycled the same distance.
Trish completed the distance in 2 hours.
Her average speed was 16 miles per hour.
Marc completed the distance in 4 hours.**

Find Marc's average speed for the journey.

_____mph [2]

- 13 (a) The ratio 20 minutes to 1 hour can be written in the form $1 : n$.

Find the value of n .

(a) $n =$ _____ [1]

- (b) The scale on a map is $1 : 25\,000$.

How many kilometres on the ground is represented by 6 cm on the map?

(b) _____ km [3]

(c) Kiri and Peter share some sweets in the ratio 6 : 7.

What fraction of the sweets does Kiri receive?

(c) _____ [1]

14 (a) Write 543 000 in standard form.

(a) _____ [1]

(b) Write 6.3×10^{-2} as an ordinary number.

(b) _____ [1]

(c) Pierre is given this question.

Work out.
 $61\,000 \times 4000$
Give your answer in standard form.

Pierre's answer is 24.4×10^7 .

Is Pierre correct?
Explain your answer.

_____ [1]

- 15 Mr and Mrs Thomas buy tickets for themselves and their four children.
The cost of an adult ticket is £7 more than the cost of a child ticket.
The total cost of the SIX tickets is £86.**

Work out the cost of an adult ticket.

- 16 The scale diagram shows the positions of town A and town B.**

SCALE: 1 CM REPRESENTS 10 MILES

B•

A•

**Lucy's house is nearer to town A than to town B.
Her house is exactly 50 miles from town B.**

**On the scale diagram show all the possible positions
of Lucy's house.**

You must show all your construction lines. [5]

- 17 At the start of 2014 Priya's house was worth £240 000.
The value of her house increased by 5% every year.**

Work out the value of her house at the start of 2017.

£ _____ [3]

BLANK PAGE

18 (a) Write 490 as the product of its prime factors.

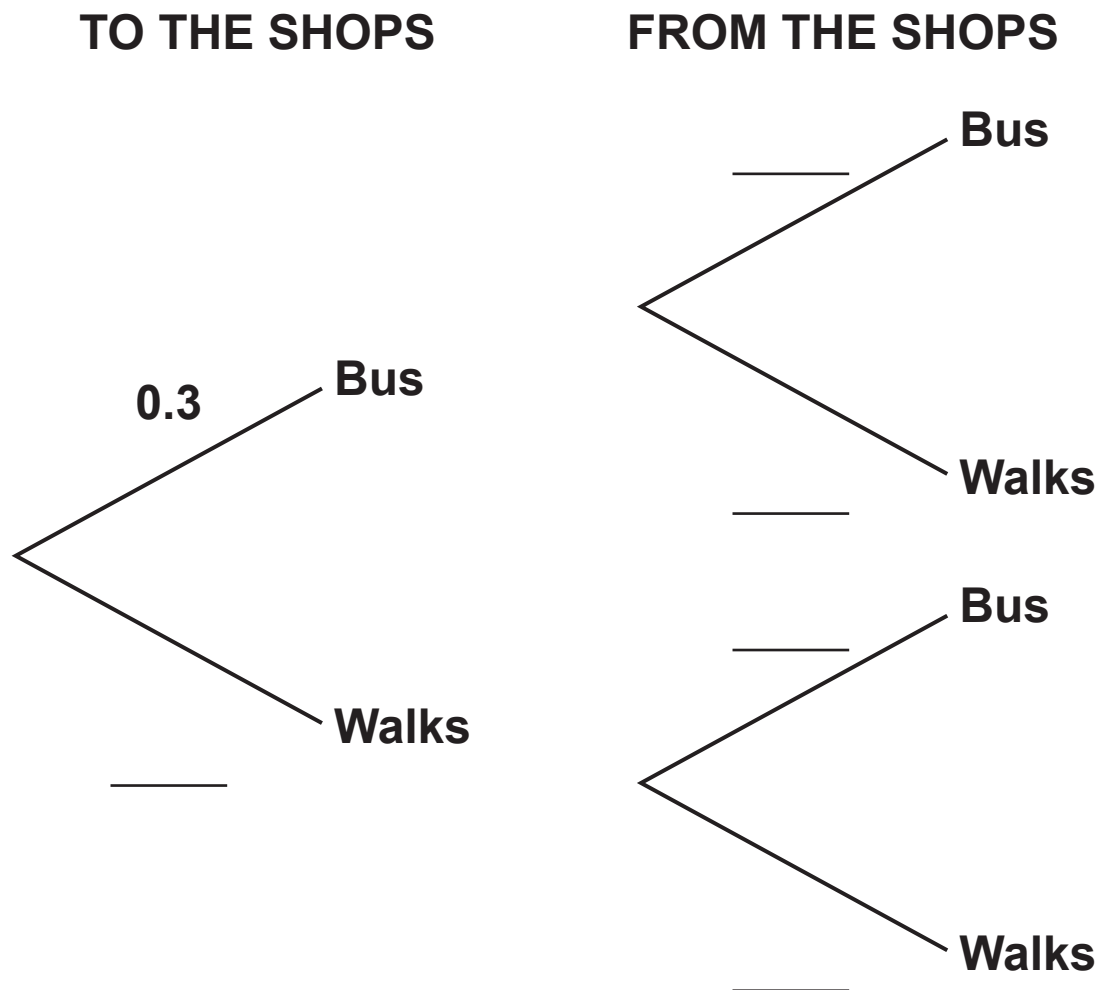
(a) _____ [2]

- (b) Buses to Ayton leave the station every 25 minutes.
Buses to Bleeford leave the station every
40 minutes.
Buses to both places leave at 9am.**

**What is the next time buses to Ayton and Bleeford
leave the station together?**

(b) _____ [4]

- 19 Kirsty either travels by bus or walks when she visits the shops.
The probability that she catches the bus TO the shops is 0.3.
The probability that she catches the bus FROM the shops is 0.8.



(a) Complete the tree diagram. [2]

(b) Show that the probability that Kirsty walks at least one way is 0.76.

[2]

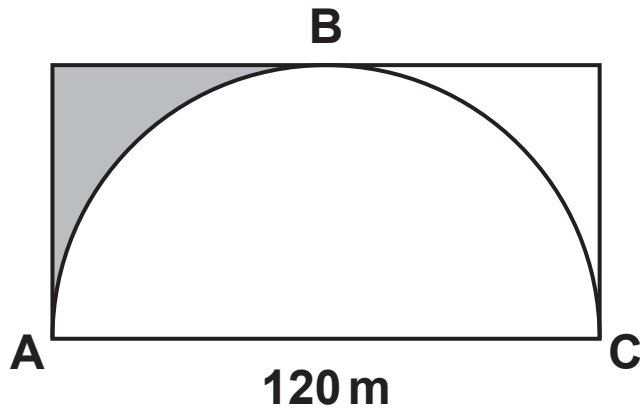
20 Mo's tyre pressure gauge shows a reading which is 12% higher than the actual pressure.

What is the actual pressure when Mo's gauge shows 38.64?

[3]

- 21 The diagram shows a semi-circle inside a rectangle of length 120 m.
The semi-circle touches the rectangle at A, B and C.

NOT TO SCALE




**Calculate the PERIMETER of the shaded region.
Give your answer correct to 3 significant figures.**

22 A, B, C and D are four towns.

B is 25 kilometres due East of A.

C is 25 kilometres due North of A.

D is 45 kilometres due South of A.



(a) Work out the bearing of B from C.

(a) _____ ° [2]

(b) Calculate the bearing of D from B.

(b) _____° [4]

23 The table shows the average number of customers per day entering a shop.

	2015				2016			
Months	Jan-Mar	Apr-Jun	July-Sep	Oct-Dec	Jan-Mar	Apr-Jun	July-Sep	Oct-Dec
Average number of customers per day	119	264	368	172	130	304	381	192

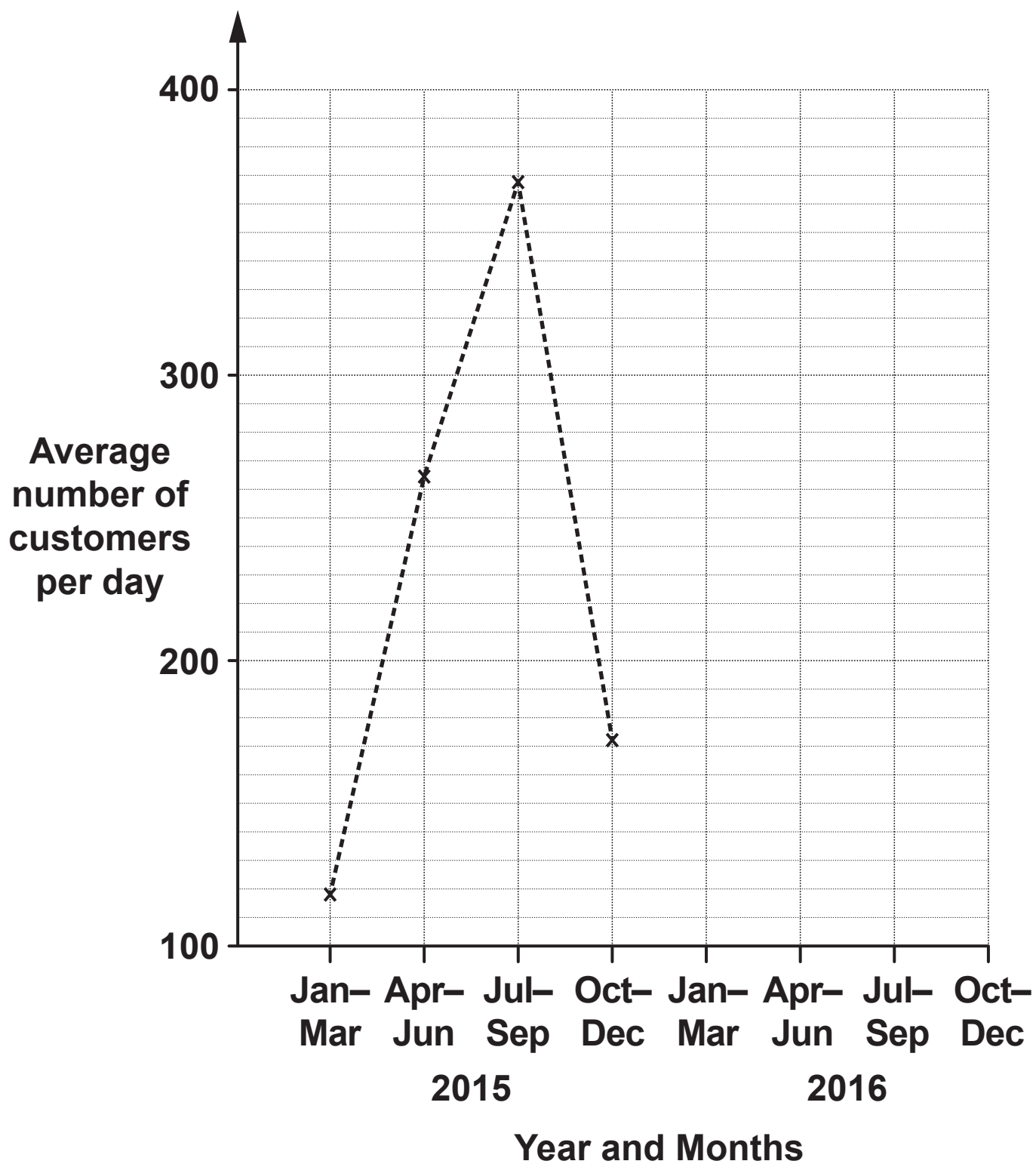
(a) Complete the time series graph opposite. [2]

(b) Make two different comments comparing the number of customers entering the shop in 2015 and 2016.

Comment 1 _____

Comment 2 _____

[2]



24 Each week Dan drives two routes, route X and route Y.

One week he drives route X three times and route Y twice.

He drives a total of 134 miles that week.

Another week he drives route X twice and route Y five times.

He drives a total of 203 miles that week.

(a) Find the length of each route.

(a) route X = _____ miles

route Y = _____ miles [5]

(b) State an assumption that has been made in answering part (a).

[1]

END OF QUESTION PAPER

Copyright Information

OCR is committed to seeking permission to reproduce all third-party content that it uses in its assessment materials. OCR has attempted to identify and contact all copyright holders whose work is used in this paper. To avoid the issue of disclosure of answer-related information to candidates, all copyright acknowledgements are reproduced in the OCR Copyright Acknowledgements Booklet. This is produced for each series of examinations and is freely available to download from our public website (www.ocr.org.uk) after the live examination series.

If OCR has unwittingly failed to correctly acknowledge or clear any third-party content in this assessment material, OCR will be happy to correct its mistake at the earliest possible opportunity.

For queries or further information please contact the Copyright Team, First Floor, 9 Hills Road, Cambridge CB2 1GE.

OCR is part of the Cambridge Assessment Group; Cambridge Assessment is the brand name of University of Cambridge Local Examinations Syndicate (UCLES), which is itself a department of the University of Cambridge.