

**OCR**

Oxford Cambridge and RSA

**F****GCSE (9–1) Mathematics****J560/01** Paper 1 (Foundation Tier)**Thursday 2 November 2017 – Morning****Time allowed: 1 hour 30 minutes****You may use:**

- A scientific or graphical calculator
- Geometrical instruments
- Tracing paper



First name										
Last name										
Centre number						Candidate number				

**INSTRUCTIONS**

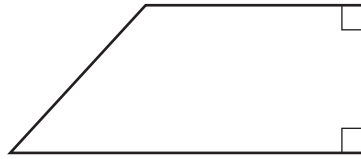
- Use black ink. You may use an HB pencil for graphs and diagrams.
- Complete the boxes above with your name, centre number and candidate number.
- Answer **all** the questions.
- Read each question carefully before you start to write your answer.
- Where appropriate, your answers should be supported with working. Marks may be given for a correct method even if the answer is incorrect.
- Write your answer to each question in the space provided.
- Additional paper may be used if required but you must clearly show your candidate number, centre number and question number(s).
- Do **not** write in the barcodes.

**INFORMATION**

- The total mark for this paper is **100**.
- The marks for each question are shown in brackets [ ].
- Use the  $\pi$  button on your calculator or take  $\pi$  to be 3.142 unless the question says otherwise.
- This document consists of **16** pages.

Answer **all** the questions.

1 (a) Write down the mathematical name of this shape.



(a) ..... [1]

(b) How many faces does a cube have?

(b) ..... [1]

2 (a) Write down

(i) a multiple of 13,

(a)(i) ..... [1]

(ii) a prime number between 40 and 50.

(ii) ..... [1]

(b) Find the lowest common multiple (LCM) of 16 and 28.

(b) ..... [2]

3

3 (a) Round 7874 to

(i) the nearest hundred,

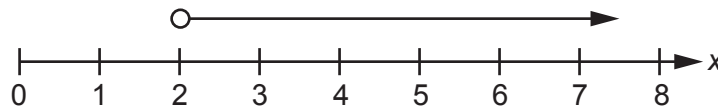
(a)(i) ..... [1]

(ii) 1 significant figure.

(ii) ..... [1]

(b) Find the value of  $x$ .

$$3^5 \times 3^2 = 3^x$$

(b)  $x =$  ..... [1]4 (a) Use one of these symbols  $<$ ,  $>$  or  $=$  to make each statement true.(i)  $\frac{1}{4}$  ..... 0.25 [1](ii) 0.66 .....  $\frac{2}{3}$  [1](iii) 6 .....  $2^3$  [1](b) Write down the inequality for  $x$  that is shown on this number line.

(b) ..... [1]

5 Write the following in order of size, smallest first.

28%       $\frac{7}{26}$       2.7..... [2]  
smallest

4

6 (a) Simplify.

(i)  $2p + 5p - 3p$

(a)(i) ..... [1]

(ii)  $6j + 3k - j - 5k$

(ii) ..... [2]

(b) Find the value of  $10h + 6t$  when  $h = 12$  and  $t = 4$ .

(b) ..... [2]

(c) Rearrange this formula to make  $d$  the subject.

$$e = f - 7d$$

(c) ..... [2]

7 Bill owns four cars. Each car is a different colour. Each day, he drives to work in one of his cars. The table shows the probability that Bill chooses a car of a particular colour.

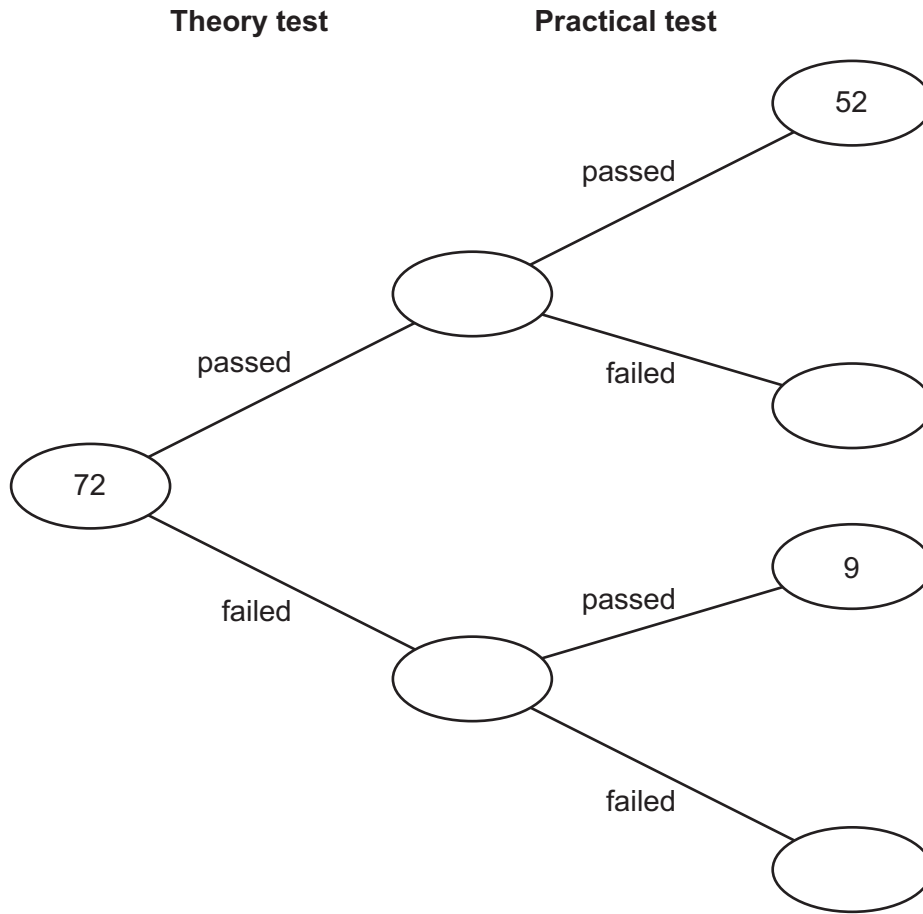
Car	red	blue	yellow	white
Probability	0.4	0.17	0.05	

Work out the probability that Bill chooses the white car.

..... [2]

- 8 72 students each took a theory test followed by a practical test. They either passed or failed each test.

This frequency tree shows some of the results.



- (a) How many students passed both tests?

(a) ..... [1]

- (b)  $\frac{5}{6}$  of the 72 students passed the theory test.

Complete the frequency tree. [4]

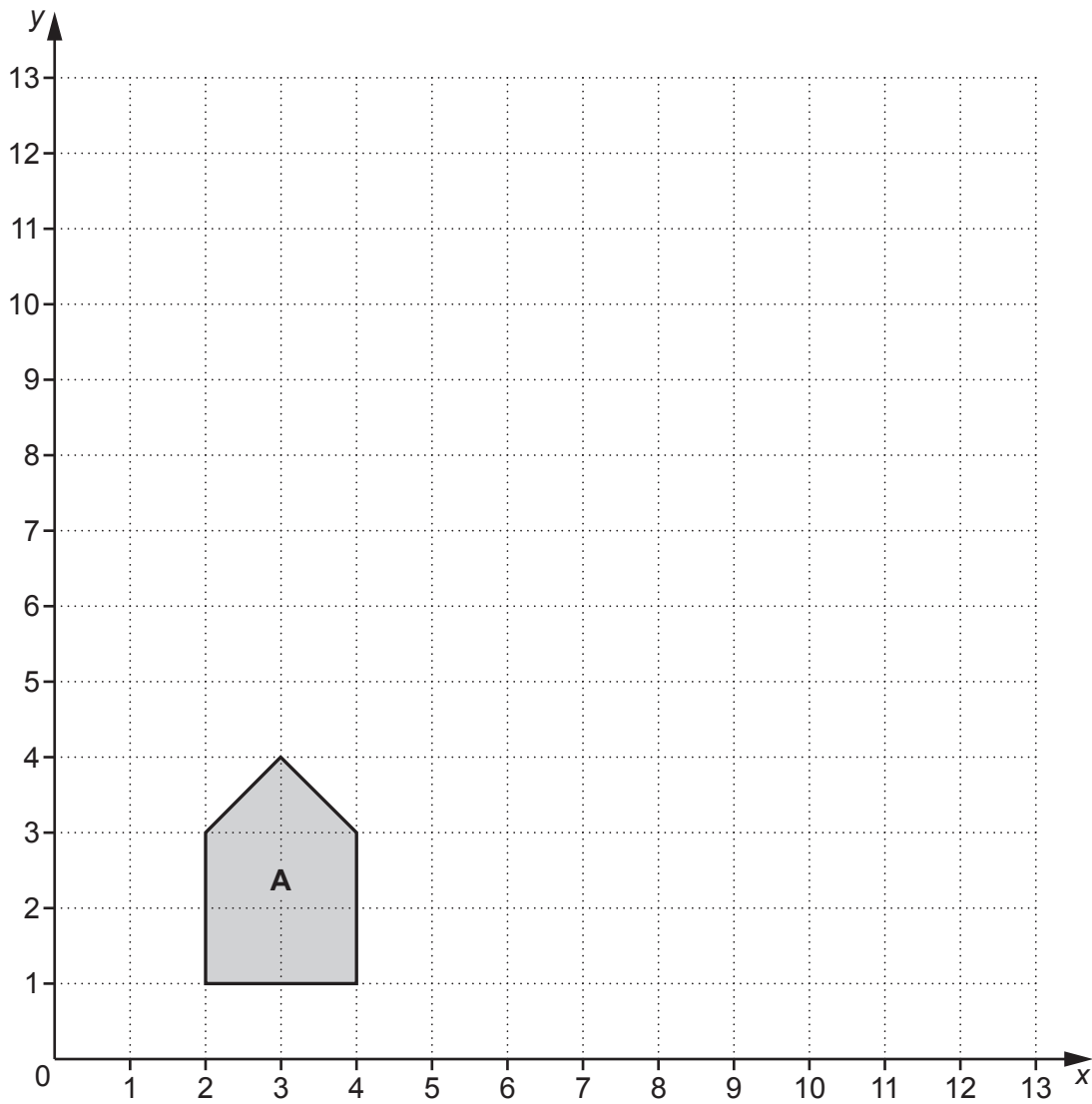
- (c) Which test was passed by more students?  
Explain your reasoning.

..... because .....

.....

..... [3]

9 Shape **A** is drawn on the grid below.



Enlarge shape **A** with scale factor 3 and centre of enlargement (0, 0).

[3]

10 (a) Write 62 as a percentage of 500.

(a) ..... % [3]

(b) Increase £196 by 9%.

(b) £ ..... [3]

- 11 Students deliver catalogues and leaflets to houses.  
One day, they have to deliver 360 catalogues and 1440 leaflets.  
Each student can deliver either 15 catalogues **or** 80 leaflets in 1 hour.  
Each student can only work for 8 hours.

Work out the **minimum** number of students needed.

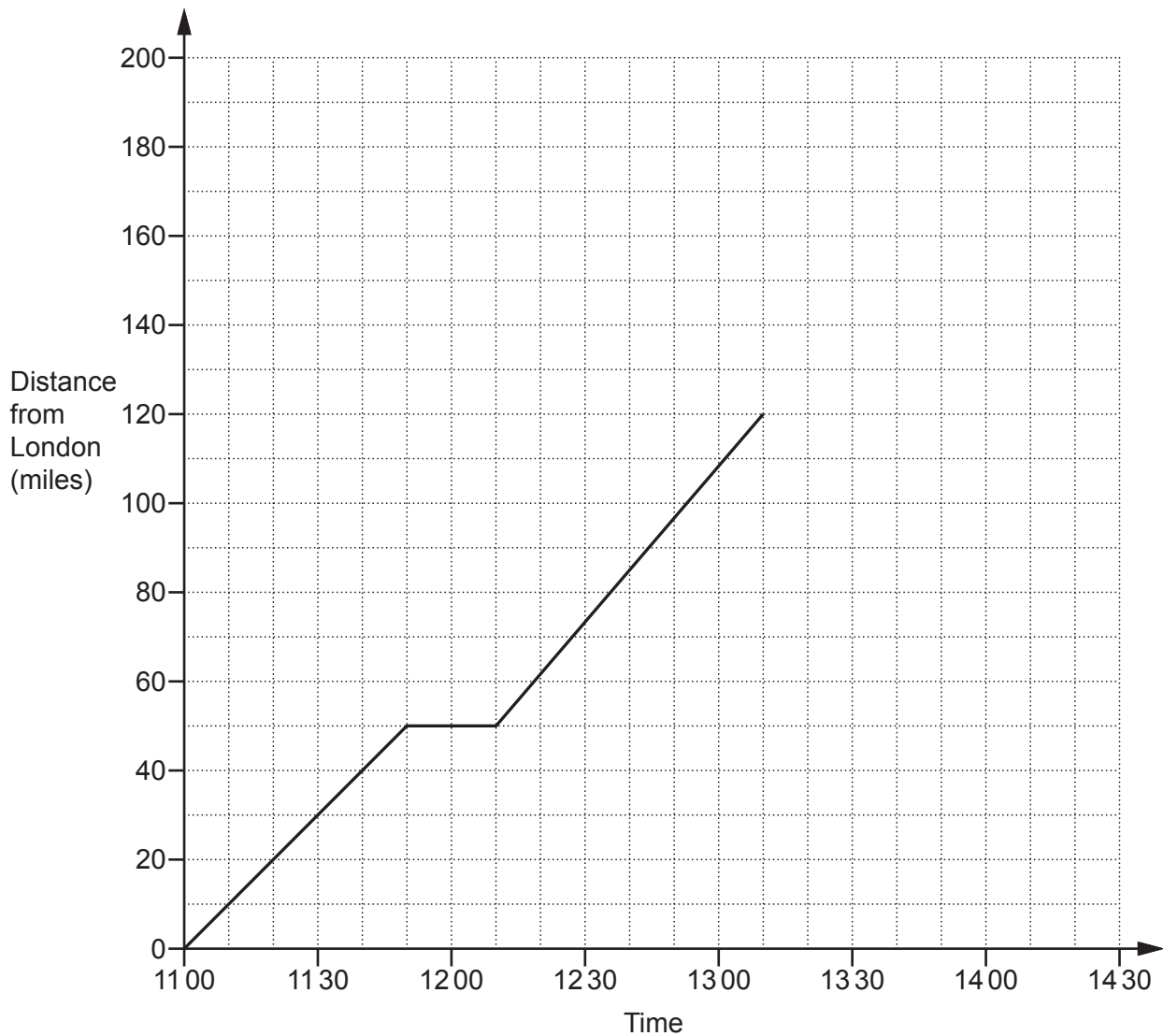
..... [4]

- 12 Leo, Kush and Mai share some money in the ratio 3 : 5 : 8.  
Kush receives £750 more than Leo.

Calculate the total amount of money that they shared.

£ ..... [4]

- 13 This graph shows part of Lucy's car journey from London to Sheffield.  
The car made one stop at a service station.



Use the graph to answer these questions.

- (a) For how long did the car stop at the service station?

(a) ..... minutes [1]

- (b) Work out the average speed of the car, in miles per hour, between London and the service station.

(b) ..... mph [2]



- (c) Sheffield is 180 miles from London.  
Lucy arrived in Sheffield at 14 20.

Complete the graph.

[2]

- 14 Katy buys  $x$  cakes.  
Gugu buys 3 times as many cakes as Katy.  
Deanna buys 2 more cakes than Katy.

Each cake costs 85p.  
The total cost of the cakes is £52.70.

How many cakes did each girl buy?

Katy: ..... cakes

Gugu: ..... cakes

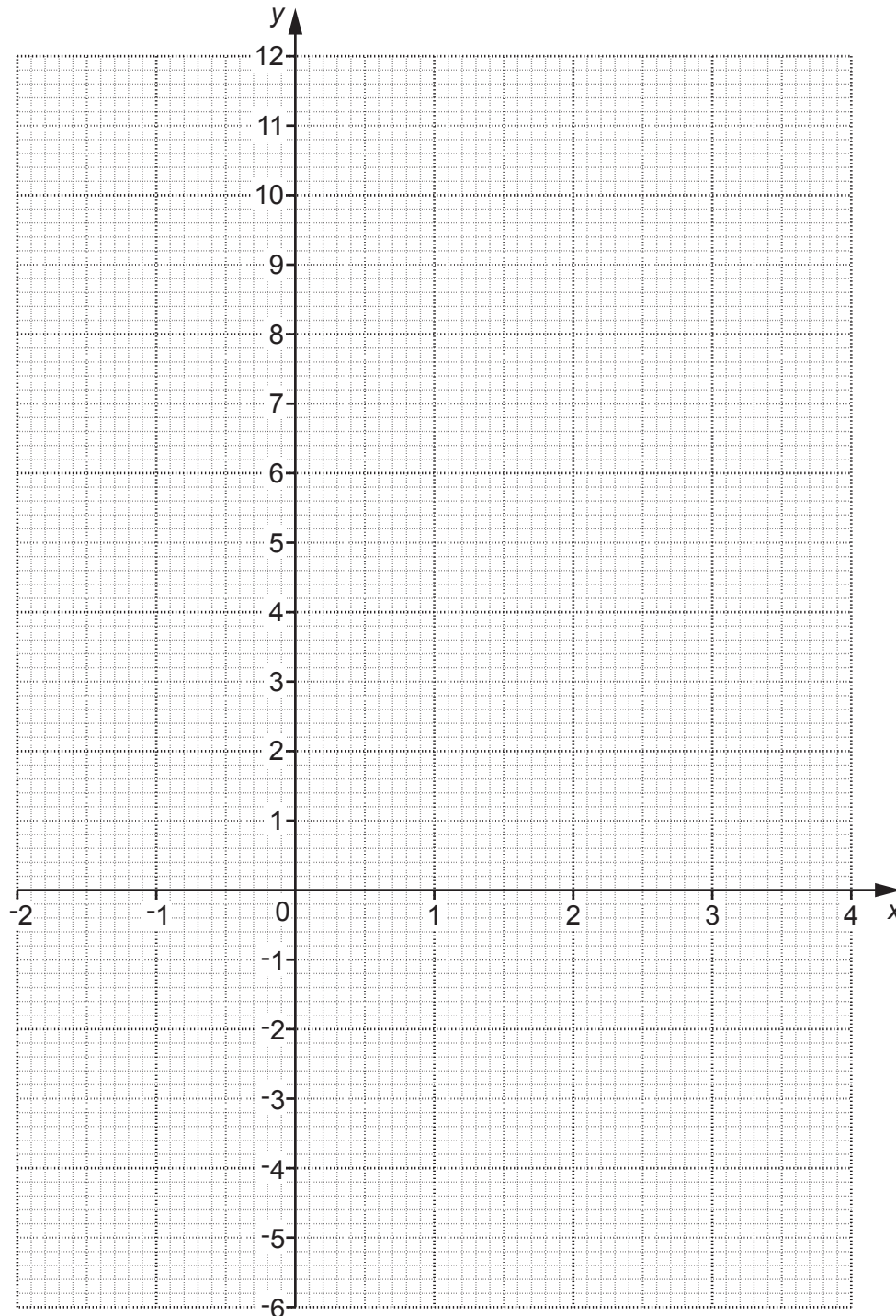
Deanna: ..... cakes [6]

15 (a) Complete this table for  $y = x^2 - 5$ .

$x$	-2	-1	0	1	2	3	4
$y$		-4	-5	-4			11

[2]

(b) On the grid below, draw the graph of  $y = x^2 - 5$  for the values of  $x$  from -2 to 4.



[2]

(c) On the same grid, draw the line  $y = -2$ . [1]

(d) Write down the  $x$  coordinates of the points where  $y = x^2 - 5$  and  $y = -2$  cross.

(d)  $x = \dots\dots\dots$  and  $x = \dots\dots\dots$  [2]

16 Donald swims 3 lengths of a swimming pool in 93 seconds.

(a) Use this information to show that he could swim 100 lengths in under 55 minutes. [4]

(b) What assumption did you make in part (a)?

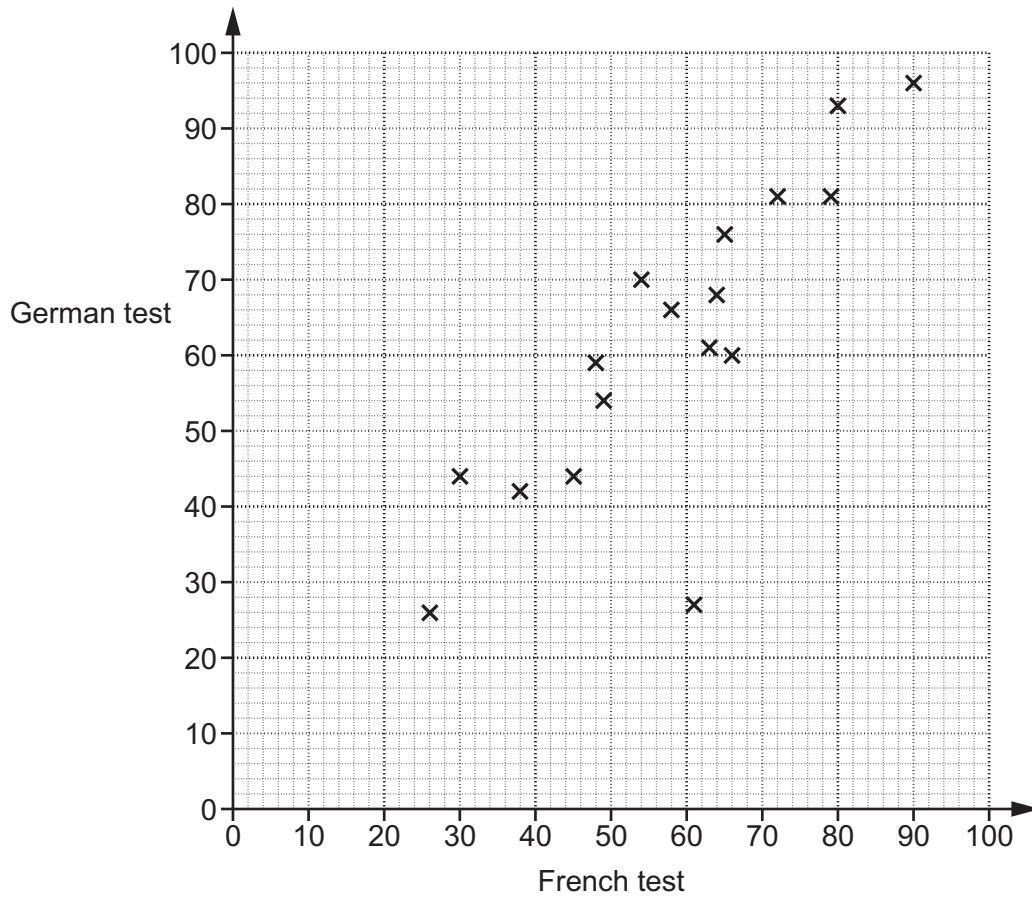
.....  
..... [1]

(c) Donald tries to swim the 100 lengths in under 55 minutes.

Suggest one reason why he might not achieve this.

.....  
..... [1]

17 The scatter diagram shows the results of 17 students in their French test and their German test. Both tests are out of 100.



(a) Here are the results of another 4 students.

French	21	75	48	53
German	30	78	46	61

Plot these results on the scatter diagram.

[2]

(b) Describe the type and strength of the correlation shown in this diagram.

(b) ..... [2]

(c) Work out the percentage of the students whose German result was **higher** than their French result.

(c) ..... % [4]

**18** Maria mixes white paint and red paint in the ratio 2 : 3.  
She makes a total of 15 litres of paint.

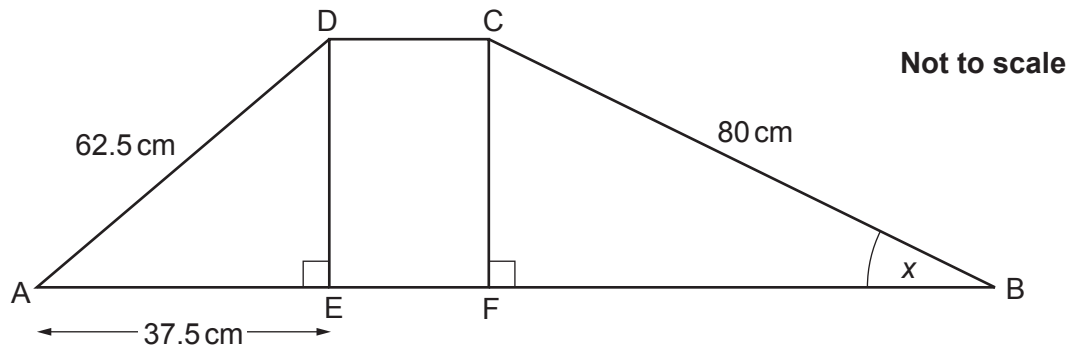
How much more red paint does she need to add to the mixture so that the ratio of white paint to red paint becomes 1 : 5?

..... litres [4]

14

- 19 In the diagram below, ABCD is a trapezium.  
Length AE is 37.5 cm.  
DE = CF

Find the value of angle  $x$ .



$$x = \dots\dots\dots^\circ \text{ [6]}$$

15

20 Four points A, B, C and D are shown on the scale diagram below.



Scale: 1 cm represents 5 m

(a) On the diagram, construct and mark the two points that are

- the same distance from A and B
- and
- 15 m from C.

Show all your construction lines.

[5]

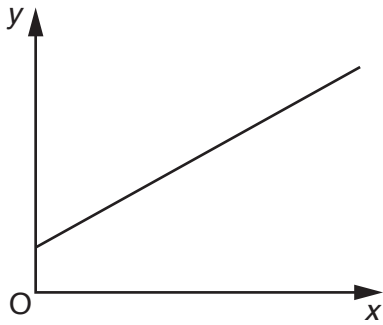
(b) The points A, B, C and D represent the four corners of Monty's garden. His garden is bounded by four straight fences A to B, B to C, C to D and D to A.

Monty wants to plant a tree in his garden at a place that satisfies the two conditions in part (a).

Explain why there is only one position where Monty can plant his tree.

.....  
 ..... [1]

21 (a) A graph is drawn below.



Explain how you know that  $y$  is not directly proportional to  $x$ .

.....

.....

..... [1]

(b)  $q$  is directly proportional to  $r$ .  
 $q$  is 68 when  $r$  is 20.

Work out  $q$  when  $r$  is 25.

(b) ..... [2]

**END OF QUESTION PAPER**

**OCR**

Oxford Cambridge and RSA

**Copyright Information**

OCR is committed to seeking permission to reproduce all third-party content that it uses in its assessment materials. OCR has attempted to identify and contact all copyright holders whose work is used in this paper. To avoid the issue of disclosure of answer-related information to candidates, all copyright acknowledgements are reproduced in the OCR Copyright Acknowledgements Booklet. This is produced for each series of examinations and is freely available to download from our public website ([www.ocr.org.uk](http://www.ocr.org.uk)) after the live examination series.

If OCR has unwittingly failed to correctly acknowledge or clear any third-party content in this assessment material, OCR will be happy to correct its mistake at the earliest possible opportunity.

For queries or further information please contact the Copyright Team, First Floor, 9 Hills Road, Cambridge CB2 1GE.

OCR is part of the Cambridge Assessment Group; Cambridge Assessment is the brand name of University of Cambridge Local Examinations Syndicate (UCLES), which is itself a department of the University of Cambridge.