



Please write clearly in block capitals.

Centre number

--	--	--	--	--

Candidate number

--	--	--	--

Surname

Forename(s)

Candidate signature

GCSE MATHEMATICS

H

Higher Tier

Paper 2 Calculator

Thursday 8 June 2017


Morning

Time allowed: 1 hour 30 minutes

Materials

For this paper you must have:

- a calculator
- mathematical instruments.



Instructions

- Use black ink or black ball-point pen. Draw diagrams in pencil.
- Answer **all** questions.
- You must answer the questions in the spaces provided. Do not write outside the box around each page or on blank pages.
- Do all rough work in this book. Cross through any work you do not want to be marked.

Information

- The marks for questions are shown in brackets.
- The maximum mark for this paper is 80.
- You may ask for more answer paper, graph paper and tracing paper. These must be tagged securely to this answer book.

Advice

- In all calculations, show clearly how you work out your answer.

For Examiner's Use

Pages	Mark
2–3	
4–5	
6–7	
8–9	
10–11	
12–13	
14–15	
16–17	
18–19	
20–21	
22–23	
24–25	
26–27	
TOTAL	



J U N 1 7 8 3 0 0 2 H 0 1

IB/M/Jun17/E6

8300/2H

Answer **all** questions in the spaces provided

1 Circle the decimal that is closest in value to $\frac{39}{800}$ **[1 mark]**

0.04

0.048

0.049

0.05

2 Circle the area that is equal to 36 mm^2 **[1 mark]**

 360 cm^2 3600 cm^2 3.6 cm^2 0.36 cm^2 

- 3** A is $(2, 12)$ and B is $(8, 2)$
Circle the midpoint of AB .

[1 mark]

$(3, 5)$

$(4, 6)$

$(5, 7)$

$(6, 10)$

- 4** Here is a sequence.

90 82 74 66 58

Circle the expression for the n th term of the sequence.

[1 mark]

$n - 8$

$98 - 8n$

$8n + 82$

$8n - 98$

Turn over for the next question

Turn over ►



- 5** A code has 4 digits.
Each digit is a number from 0 to 9
Digits may be repeated.

The code starts 5 4 1

5	4	1	
---	---	---	--

- 5 (a)** Amy knows the last digit is odd but **not** 7
She chooses a different odd number at random.
What is the probability that she chooses the correct number?

[1 mark]

Answer _____

- 5 (b)** The 4-digit code is changed to an even number.
The first digit is 3
How many possible codes are there?

[2 marks]

Answer _____



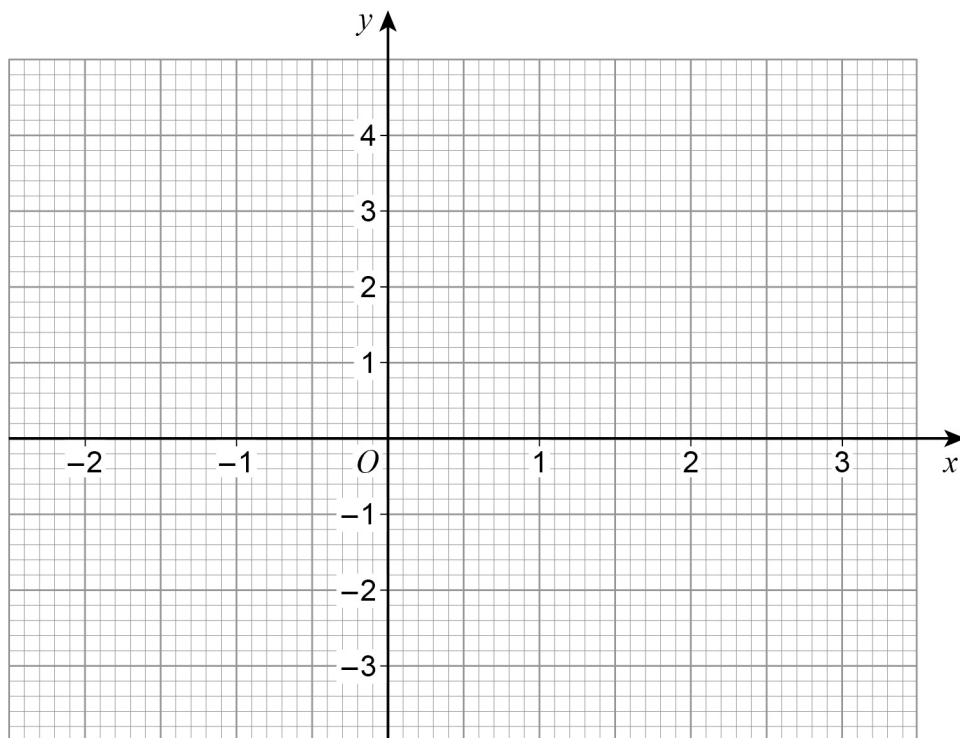
6 (a) Complete the table of values for $y = x^2 - x - 2$

[2 marks]

x	-2	-1	0	1	2	3
y			-2	-2		4

6 (b) Draw the graph of $y = x^2 - x - 2$ for values of x from -2 to 3

[2 marks]



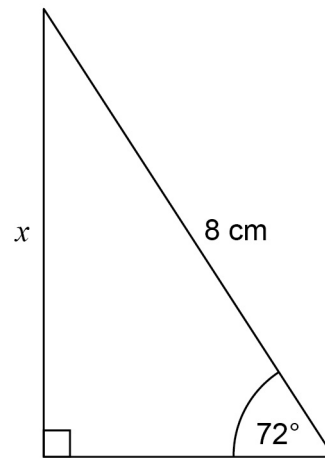
6 (c) Write down the x -coordinate of the turning point of the graph.

[1 mark]

Answer _____



7 Use trigonometry to work out the length x .



Not drawn
accurately

[2 marks]

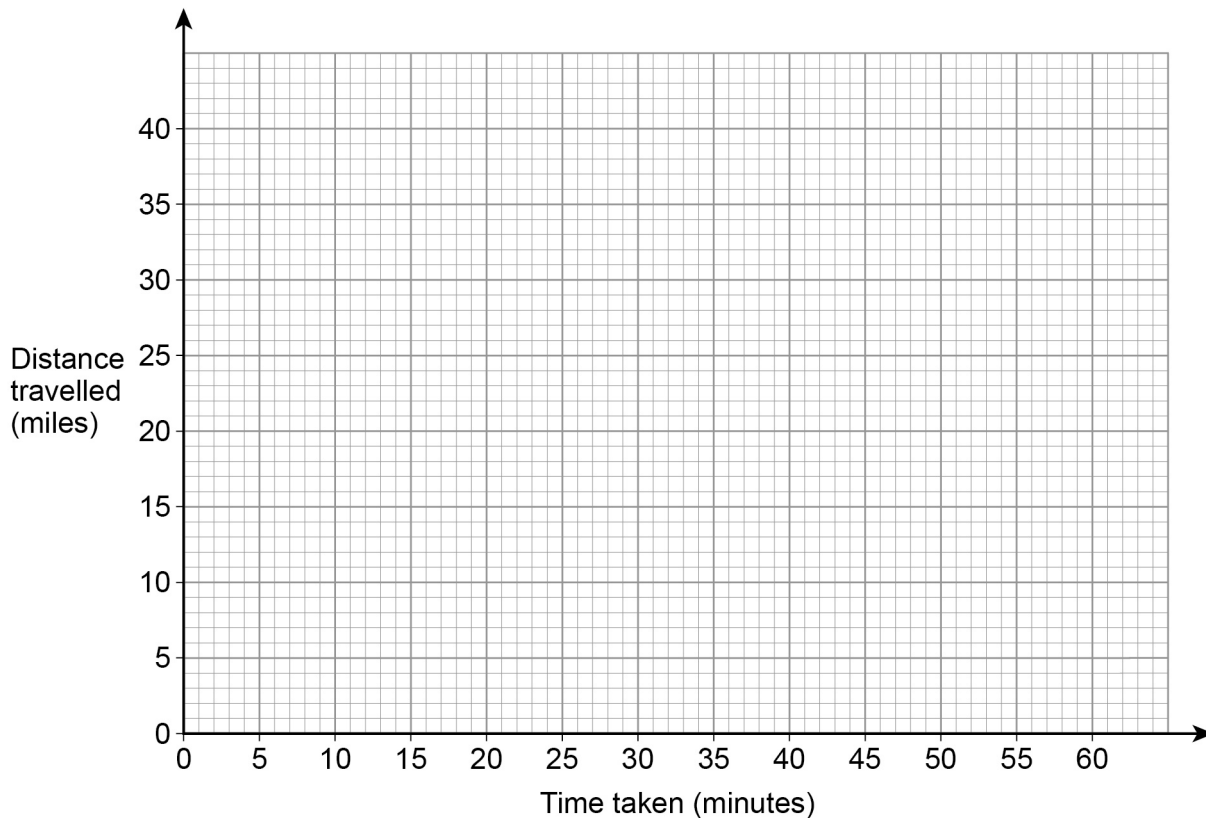
Answer _____ cm



- 8** Lily goes on a car journey.
For the first 30 minutes her average speed is 40 miles per hour.
She then stops for 15 minutes.
She then completes the journey at an average speed of 60 miles per hour.
The total journey time is 1 hour.

- 8 (a)** Draw a distance-time graph for her journey.

[3 marks]



- 8 (b)** Write down the average speed for the total journey.

[1 mark]

Answer _____ mph

Turn over for the next question



9 The table shows information about some CDs.

Type	Rock	Pop	Jazz
Number of CDs	2	x	$2x + 5$

A CD is chosen at random.

The probability it is **rock** is $\frac{1}{20}$

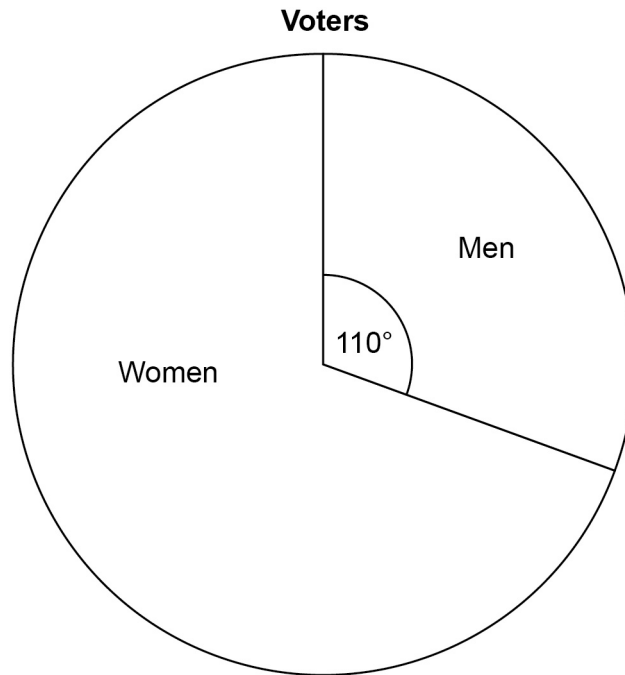
Work out the probability it is jazz.

[4 marks]

Answer _____



10 The pie chart shows information about voters in an election.



3360 **more** women voted than men.

Work out the total number of voters.

[3 marks]

Answer _____

7

Turn over ►



11 Write these numbers in **descending** order.

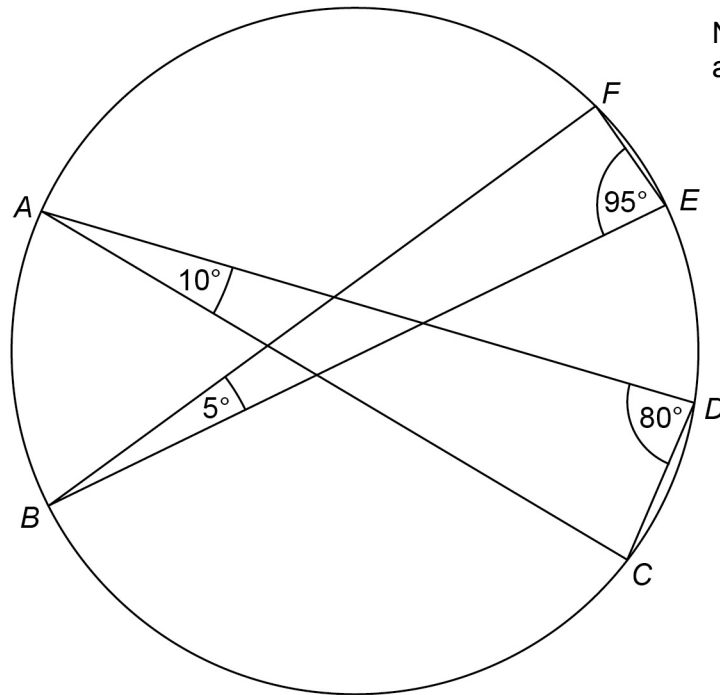
9563

 9.56×10^3 9.56×3^{10} **[2 marks]**

Answer _____ , _____ , _____



12 A, B, C, D, E and F are points on a circle.



Not drawn
accurately

Circle the line that is a diameter of the circle.

[1 mark]

BE

AD

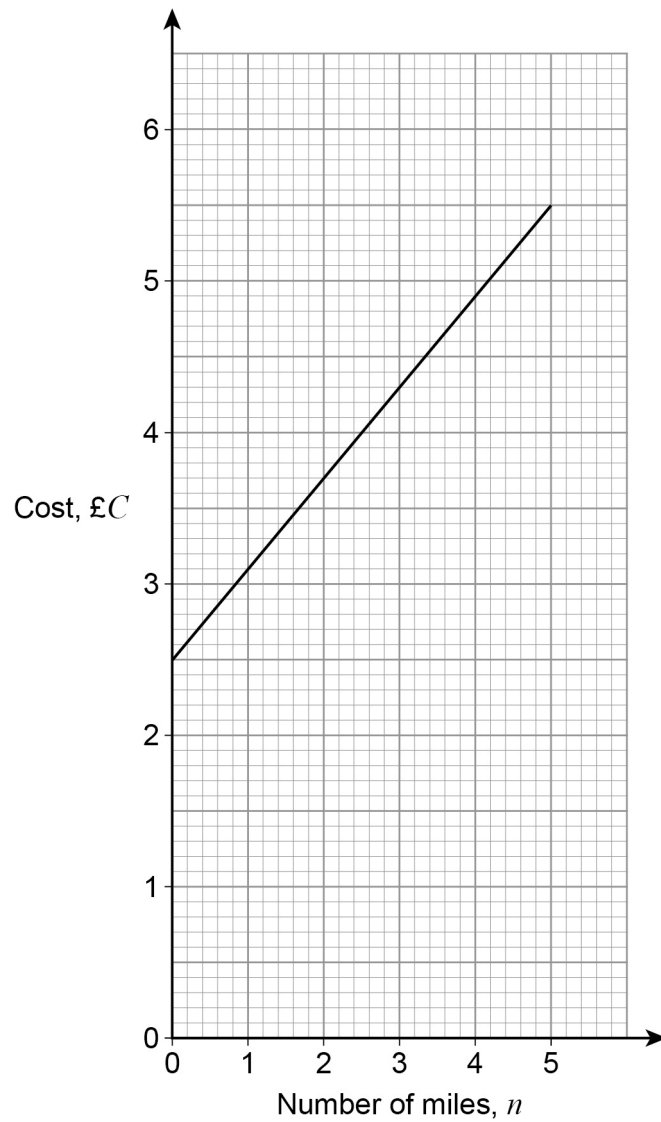
AC

BF

Turn over for the next question



- 14 The graph shows the cost of some taxi journeys.



Work out a formula for C in terms of n .

[3 marks]

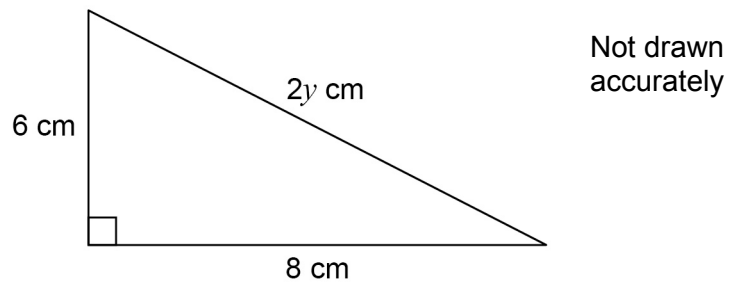
Answer _____

7

Turn over ►



- 15 Sami is trying to work out the exact value of y using Pythagoras' theorem.



Here is her working.

$$(2y)^2 = 6^2 + 8^2$$

$$2y^2 = 36 + 64$$

$$2y^2 = 100$$

$$y^2 = 100 \div 2$$

$$y^2 = 50$$

$$y = \sqrt{50}$$

- 15 (a) What error has she made in her working?

[1 mark]



15 (b) Kai works out that $y = 5$

Mel says,

“ y cannot be 5 because the hypotenuse should be the longest side and the other sides are longer than 5 cm”

Is Mel correct?

Tick a box.

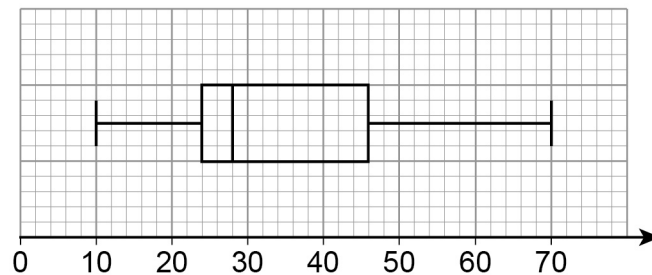
Yes

No

Give a reason for your answer.

[1 mark]

16 Here is a box plot.



Circle the median value.

[1 mark]

28

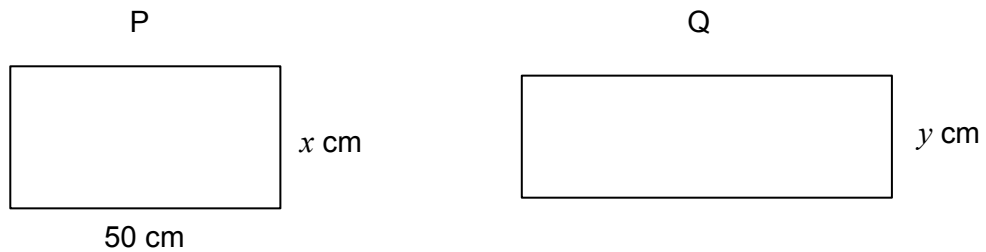
35

24

22



17

P is a rectangle with length 50 cm and width x cmQ is a rectangle with width y cmNot drawn
accuratelyThe length of Q is 20% **more** than the length of P.The area of Q is 10% **less** than the area of P.Work out the ratio $x : y$

Give your answer in its simplest form.

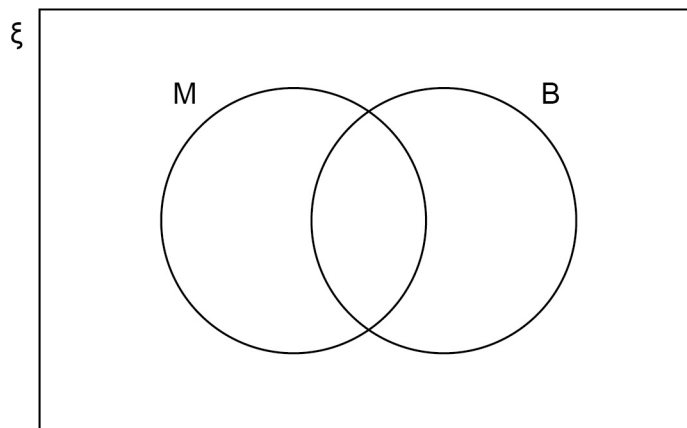
[4 marks]

Answer _____ : _____



- 18** A school has 86 teachers.
42 are male and 44 are female.
 $\frac{1}{3}$ of the male teachers have blue eyes.
 $\frac{1}{4}$ of the female teachers have blue eyes.

- 18 (a)** ξ = teachers in the school
M = male teachers
B = teachers who have blue eyes



Complete the Venn diagram.

[3 marks]

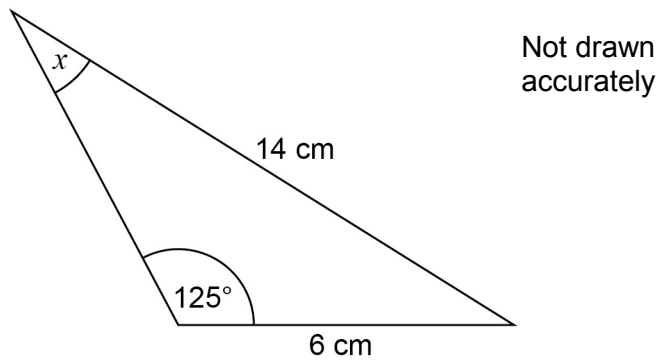
- 18 (b)** One teacher who has blue eyes is chosen at random.
Work out the probability that the teacher is male.

[1 mark]

Answer _____



20

Work out the size of angle x .**[3 marks]**

Answer _____ degrees

Turn over for the next question

21

Solve $5x^2 = 10x + 4$

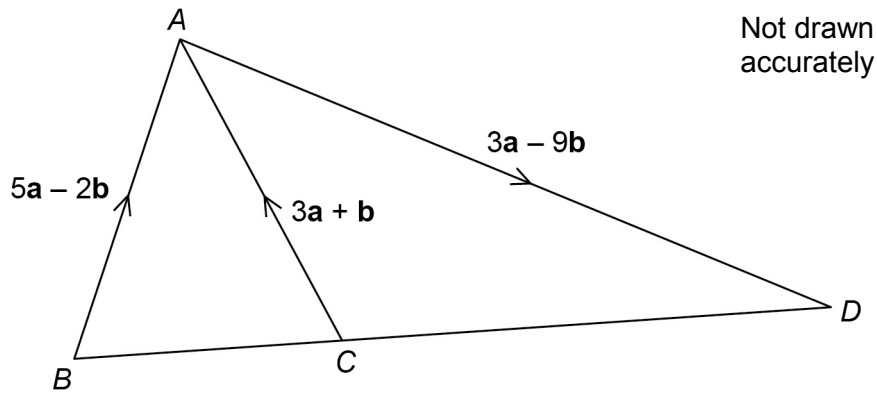
Give your answers to 2 decimal places.

[4 marks]

Answer _____



23



Is BCD a straight line?

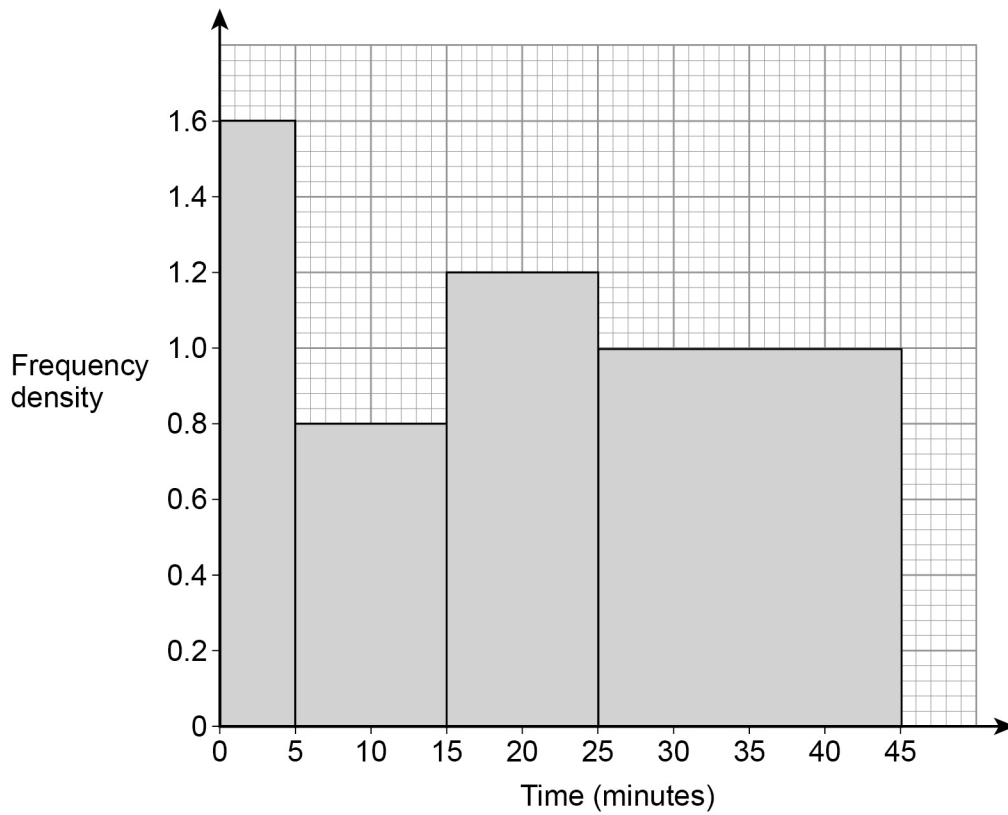
Show working to support your answer.

[3 marks]

Answer _____



24 48 students completed some homework.
This histogram shows information about the times taken.



Work out an estimate of the interquartile range.

You **must** show your working.

[4 marks]

Answer _____ minutes

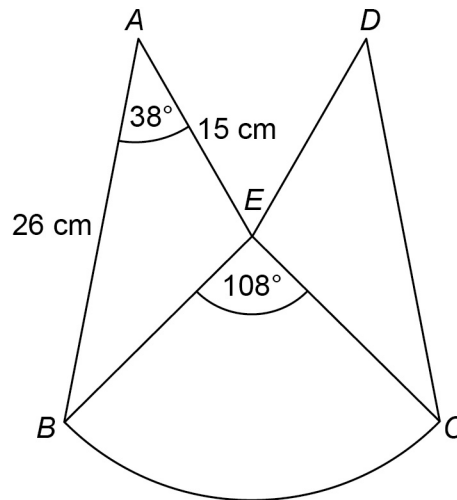
7

Turn over ►



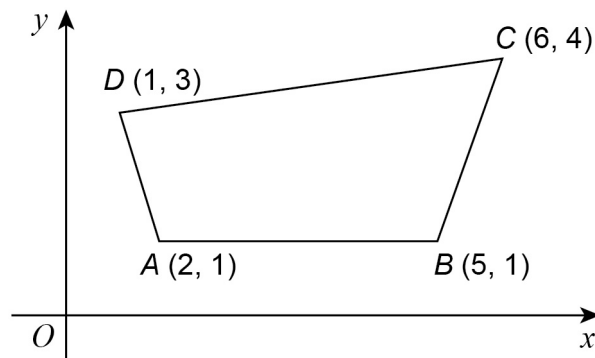
25

The diagram shows a logo.

 ABE and DCE are congruent triangles. BCE is a sector of a circle, centre E .Not drawn
accuratelyShow that the area of the logo is 510 cm^2 to 2 significant figures.**[5 marks]**



26 (a) A sketch of a quadrilateral $ABCD$ is shown.



Not drawn
accurately

$ABCD$ is enlarged, centre B , scale factor $\frac{1}{3}$

Circle the vertex that is invariant.

[1 mark]

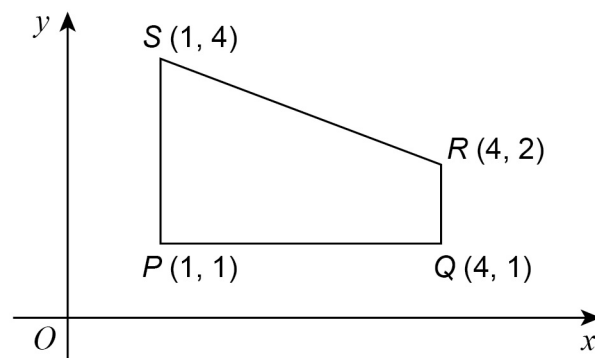
A

B

C

D

26 (b) A sketch of a quadrilateral $PQRS$ is shown.



Not drawn
accurately

$PQRS$ is reflected in the line $y = x$

Circle the vertex that is invariant.

[1 mark]

P

Q

R

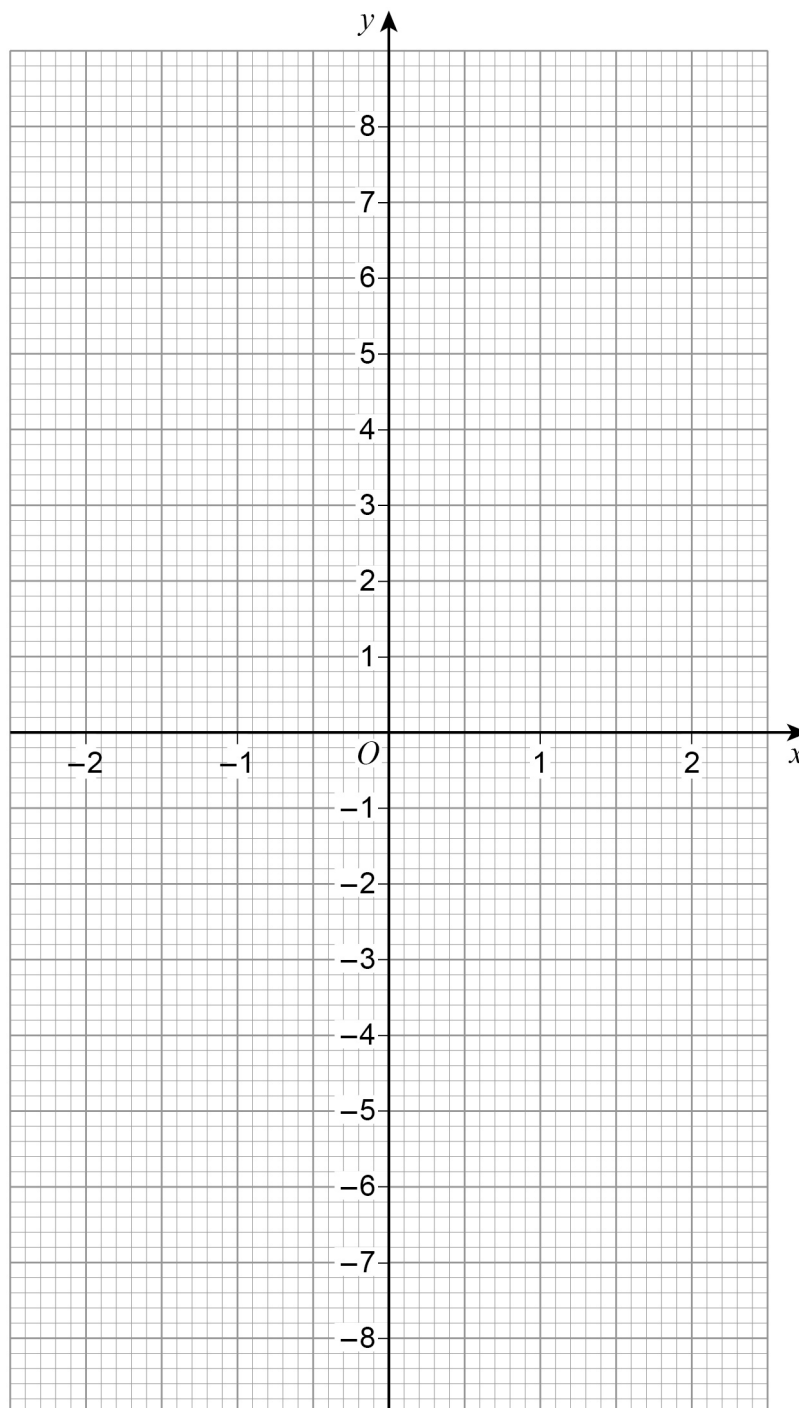
S



27 (a) $h(x) = \sqrt[3]{x}$ for all values of x

On the grid, draw the graph of the inverse function $y = h^{-1}(x)$ for $-2 \leq x \leq 2$

[2 marks]



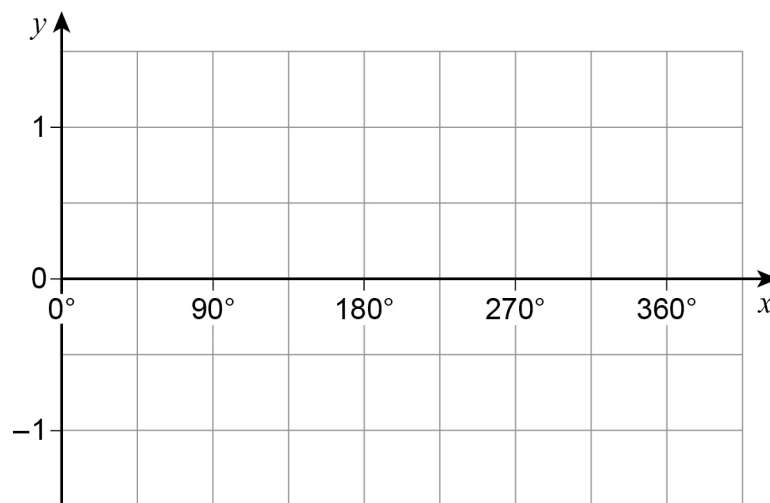
27 (b) For all values of x

$$f(x) = \sin x$$

$$g(x) = x + 90$$

On the grid, draw the graph of the composite function $y = fg(x)$ for $0^\circ \leq x \leq 360^\circ$

[2 marks]



END OF QUESTIONS



There are no questions printed on this page

**DO NOT WRITE ON THIS PAGE
ANSWER IN THE SPACES PROVIDED**

Copyright Information

For confidentiality purposes, from the November 2015 examination series, acknowledgements of third party copyright material will be published in a separate booklet rather than including them on the examination paper or support materials. This booklet is published after each examination series and is available for free download from www.aqa.org.uk after the live examination series.

Permission to reproduce all copyright material has been applied for. In some cases, efforts to contact copyright-holders may have been unsuccessful and AQA will be happy to rectify any omissions of acknowledgements. If you have any queries please contact the Copyright Team, AQA, Stag Hill House, Guildford, GU2 7XJ.

Copyright © 2017 AQA and its licensors. All rights reserved.

