

**OXFORD CAMBRIDGE AND RSA EXAMINATIONS
AS LEVEL**

H032/02

CHEMISTRY A

Depth in chemistry

FRIDAY 10 JUNE 2016: Afternoon

**TIME ALLOWED: 1 hour 30 minutes
plus your additional time allowance**

MODIFIED ENLARGED

First name		Last name	
-----------------------	--	----------------------	--

Centre number						Candidate number				
--------------------------	--	--	--	--	--	-----------------------------	--	--	--	--

YOU MUST HAVE:

**the Data Sheet for Chemistry A
(sent with general stationery)**

YOU MAY USE:

a scientific calculator

READ INSTRUCTIONS OVERLEAF



INSTRUCTIONS

Use black ink. HB pencil may be used for graphs and diagrams.

Complete the boxes on the first page with your name, centre number and candidate number.

Answer ALL the questions.

Write your answer to each question in the space provided. If additional answer space is required, you should use the lined page(s) at the end of the booklet. The question number(s) must be clearly shown.

INFORMATION

The total mark for this paper is 70.

The marks for each question are shown in brackets [].

Quality of extended responses will be assessed in questions marked with an asterisk (*).

BLANK PAGE

Answer ALL the questions.

1 Group 2 elements are metals that react with oxygen and water.

(a) Magnesium is oxidised when it burns in oxygen to form an ionic compound.

(i) Write the electron configuration, in terms of sub-shells, of a magnesium atom.

_____ **[1]**

(ii) Explain what happens when magnesium is oxidised in terms of electron transfer.

_____ **[1]**

(b) The trend in the first and second ionisation energies of Group 2 elements can be linked to the increase in chemical reactivity down the group.

The first and second ionisation energies of calcium and strontium are given in the table.

Element	First ionisation energy / kJ mol⁻¹	Second ionisation energy / kJ mol⁻¹
Ca	590	1145
Sr	550	1064

- (i) Write an equation, including state symbols, to represent the **SECOND** ionisation energy of strontium.

_____ [1]

- (ii) Explain why the first ionisation energy of strontium is less than the first ionisation energy of calcium.

_____ [3]

(c) A student reacts a Group 2 metal, M, with water.



The student measures the volume of hydrogen gas produced.

0.162 g of the metal produces 97.0 cm³ of gas measured at room temperature and pressure.

(i) Draw a labelled diagram of the apparatus that can be used to carry out this experiment.

[2]

(ii) Identify the Group 2 metal, M.

Show your working.

Group 2 metal = _____ [3]

(d) The student plans to repeat the experiment using the same mass of a Group 2 metal from further down the group.

Predict whether the volume of hydrogen produced would be greater than, less than or the same as the volume in the first experiment.

Explain your answer.

_____ **[1]**

2 The graph opposite shows the melting points of the elements in Period 3 of the periodic table.

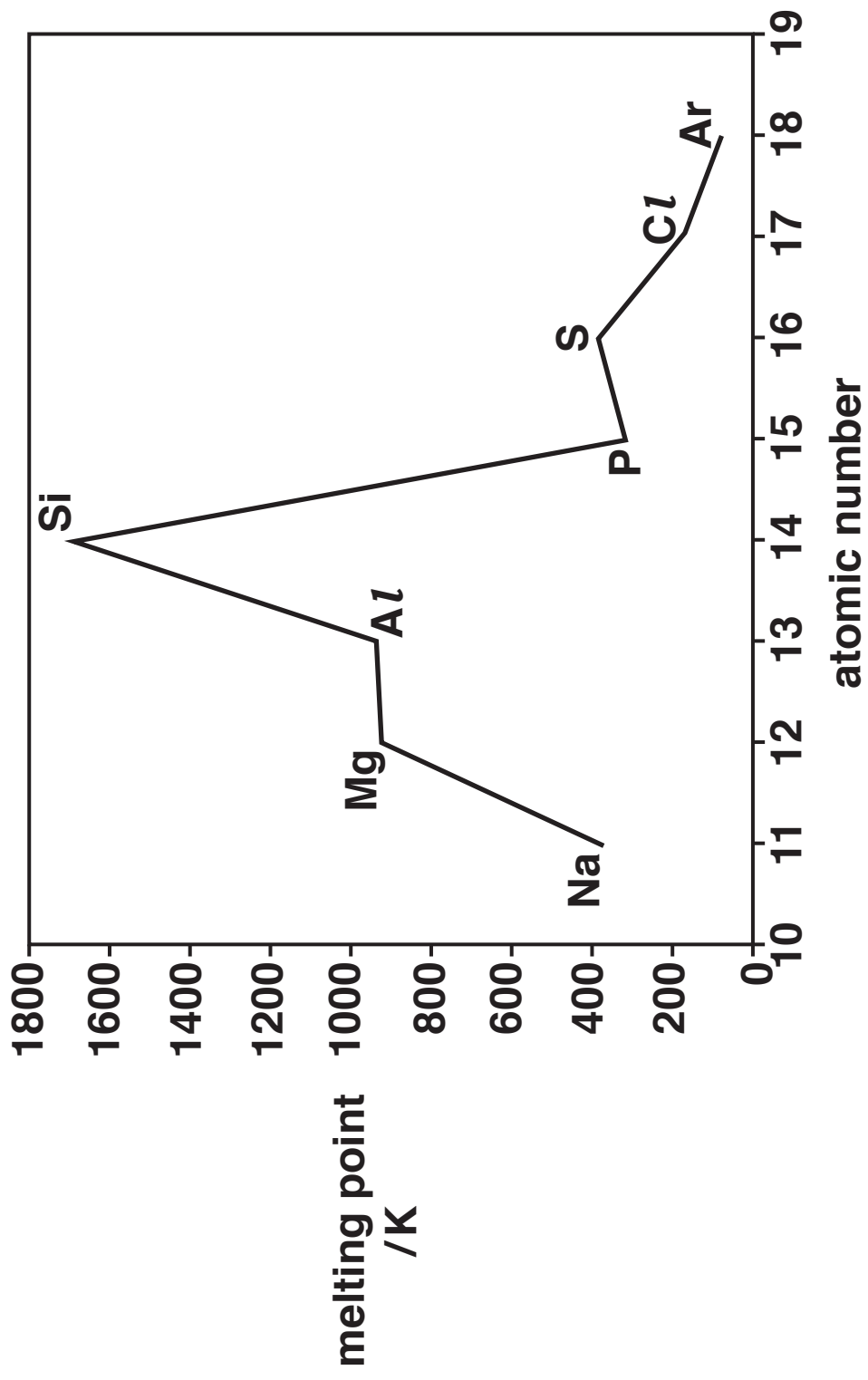
(a) Phosphorus and chlorine have simple molecular structures.

More information about phosphorus and chlorine is given in the table below.

ELEMENT	MOLECULAR FORMULA
phosphorus	P₄
chlorine	Cl₂

Explain the differences in the melting points of phosphorus and chlorine.

[3]



- (b) Magnesium and silicon have different types of giant structures.**

Describe the bonding in magnesium and in silicon.

Include the names of the particles and describe the forces between the particles in the structures.

[4]

- (c) Aluminium forms a sulfide, Al_2S_3 .**

Al_2S_3 reacts with water to form aluminium hydroxide and hydrogen sulfide, H_2S .

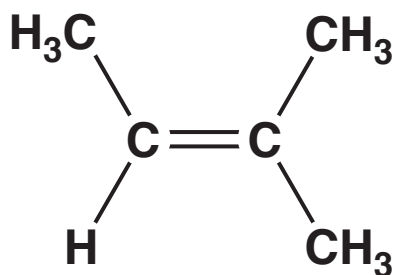
Write an equation for the reaction of Al_2S_3 with water.

[1]

BLANK PAGE

3 Compound A is an alkene.

compound A



(a) The C=C bond in a molecule of compound A has restricted rotation because it comprises a σ bond and a π bond.

(i) Describe ONE difference between the σ bond and the π bond.

[1]

(ii) Explain why compound A does NOT have *E/Z* isomers.

[1]

- (iii) A structural isomer of compound A has *E/Z* isomers.

Draw the structure of the *Z* isomer and then name this isomer.

structure of *Z* isomer

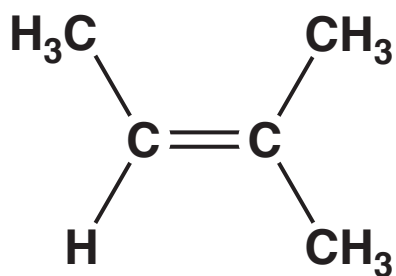


name _____

[2]

(b) Compound A is shown again below.

compound A



Compound A can be made from alcohol B by heating with an acid catalyst.

Suggest TWO possible structures for alcohol B.

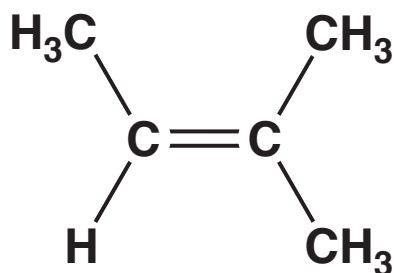


[2]

BLANK PAGE

(c)* Compound A reacts with hydrogen bromide to form a mixture of two different organic products.

compound A



Give the structures of the TWO possible organic products of the reaction.

Outline the mechanism, using the ‘curly arrow’ model, for the formation of one of the organic products from compound A.

Explain which of the two organic products is more likely to be formed.

[6]

4 Nitrogen forms several different oxides.

N_2O is a useful anaesthetic and NO has been linked to the depletion of ozone in the stratosphere.

- (a) The standard enthalpy changes of formation of N_2O and NO are given in the table.

COMPOUND	$\Delta_f H^\ominus / \text{kJ mol}^{-1}$
$\text{N}_2\text{O (g)}$	+ 82.0
NO (g)	+ 90.2

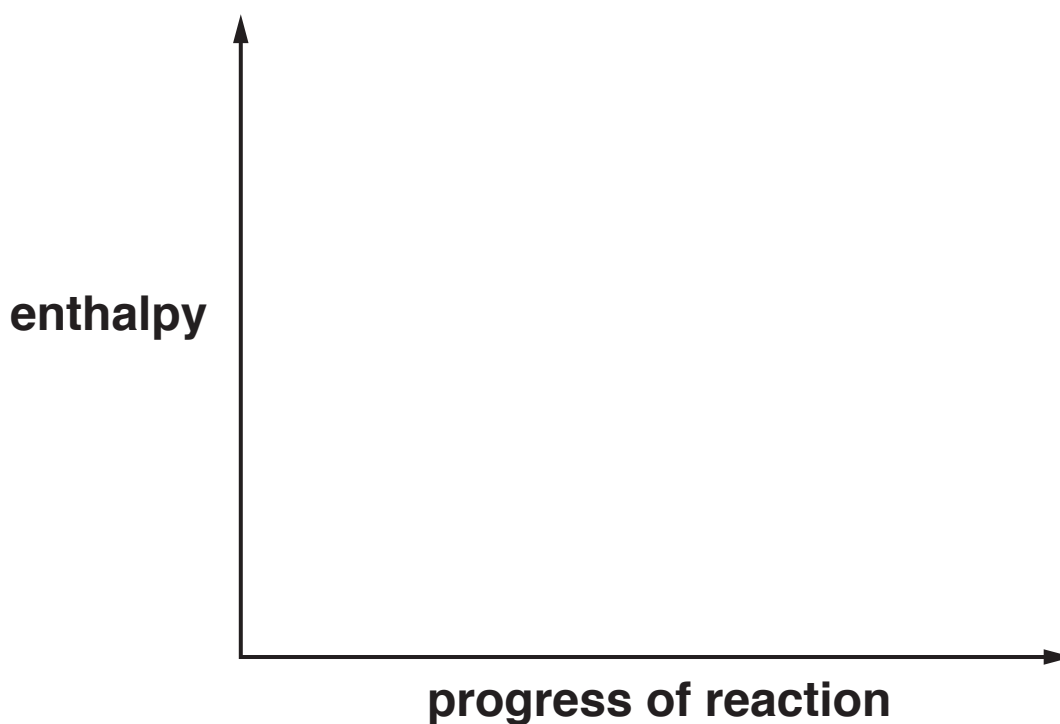
- (i) Explain, in terms of bond breaking and bond making, why the enthalpy change of formation of NO is endothermic.

[1]

- (ii) Draw a fully labelled enthalpy profile diagram to represent the enthalpy change of formation of N_2O .

The formulae, with state symbols, of the reactants and products should be included as part of the diagram.

You are NOT expected to show the activation energy for the reaction.



[2]

- (b) N_2O is supplied as a compressed gas in steel cylinders for use as an anaesthetic. The cylinders are stored at 20.0°C .

Calculate the gas pressure, in Pa, in a 2.32 dm^3 steel cylinder containing 187 g of N_2O gas.

Give your answer in standard form to THREE significant figures.

pressure = _____ Pa [4]

- (c) NO radicals catalyse the breakdown of ozone in the stratosphere.

Write TWO equations to show how NO radicals catalyse this breakdown.

_____ [2]

- 5 A student investigates the reaction between strontium carbonate and dilute nitric acid.



The rate of reaction is determined from the loss in mass over a period of time.

- (a) (i) Explain why there is a loss in mass during the reaction.

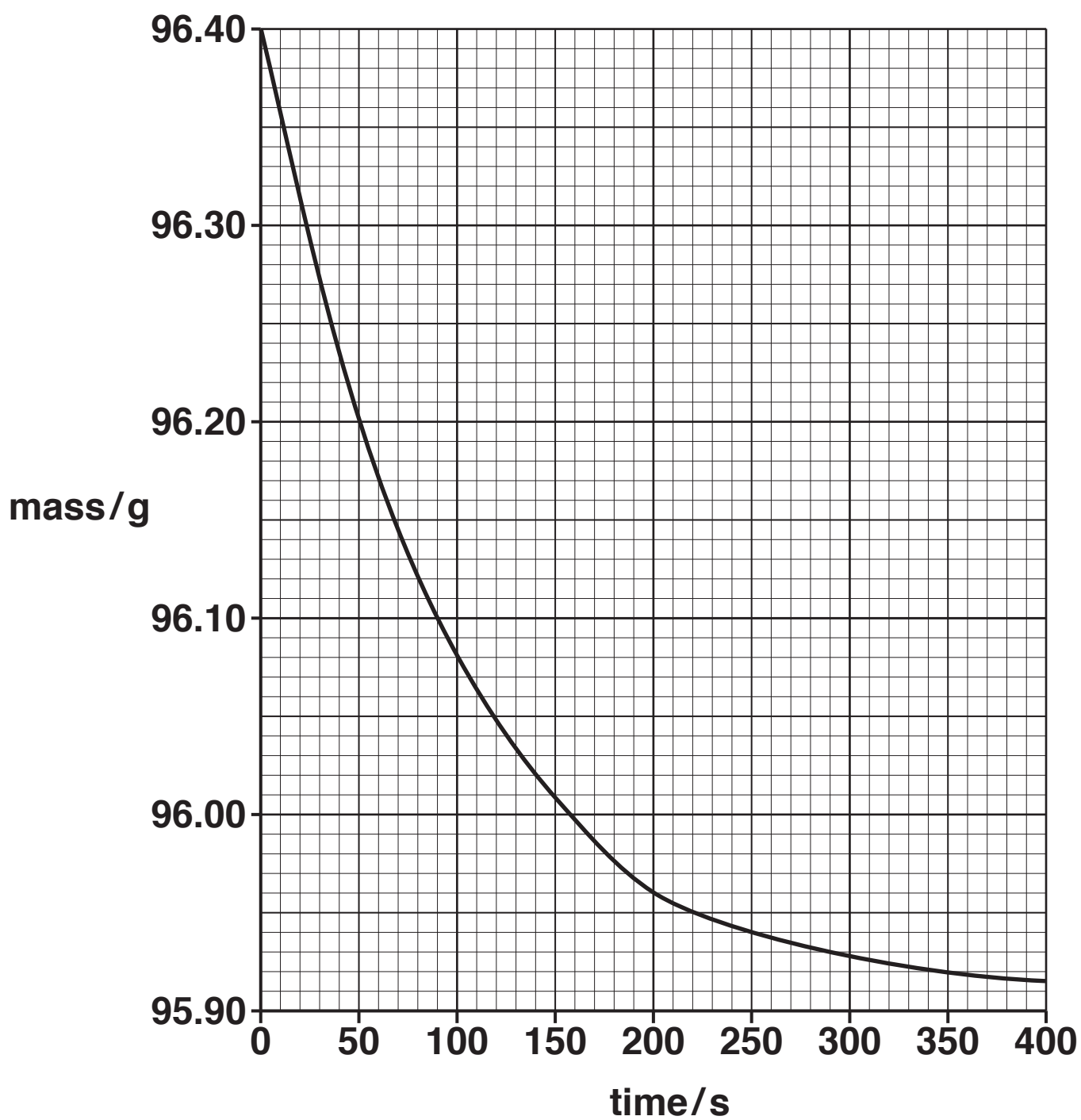
_____ [1]

- (ii) An excess of strontium carbonate, SrCO_3 , is mixed with 20.0 cm^3 of 1.25 mol dm^{-3} nitric acid, HNO_3 .

Calculate the mass of SrCO_3 that reacts with the HNO_3 .

mass = _____ g [3]

(b) The student plots a graph of total mass (reagents + container) against time.



- (i) Describe and explain the change in the rate of the reaction during the first 200 seconds of the experiment.

[2]

- (ii) Using the graph, calculate the rate of reaction, in g s^{-1} , at 200 seconds.

Show your working on the graph.

rate of reaction = _____ g s^{-1} [2]

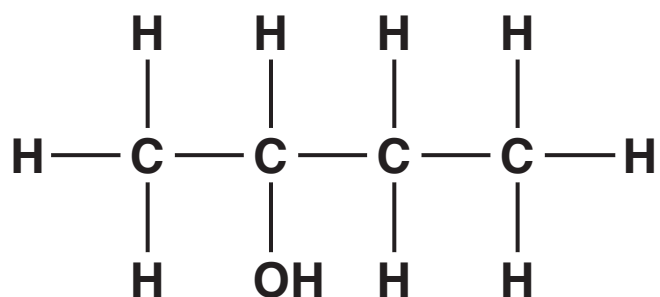
- (c) Outline a method that could be used to obtain the results that are plotted on the graph.**

Your answer should include the apparatus required and the procedure for the experiment.

[3]

BLANK PAGE

- 6 This question is about the properties and reactions of butan-2-ol.



Some properties of butan-2-ol are listed in the table.

Melting point	-115°C
Boiling point	99.5°C

- (a) Why is butan-2-ol classified as a secondary alcohol?

_____ [1]

- (b) The shape around the oxygen atom in butan-2-ol is non-linear.

Predict the C–O–H bond angle and explain this shape.

bond angle _____

explanation _____

_____ [4]


- (c) Butan-2-ol can be oxidised by heating with an oxidising agent.

(i) Write an equation for the reaction.

Use [O] to represent the oxidising agent and show the structure of the organic product.

[2]

- (ii) A student plans to carry out this oxidation using the apparatus shown in the diagram.



Give ONE reason why the apparatus is NOT suitable and describe a more suitable way of carrying out this oxidation.

[2]

BLANK PAGE

- (d) 20.2 g of butan-2-ol is reacted with excess sodium bromide and sulfuric acid.

The equation for this reaction is shown on page 31.

25.2 g of $\text{CH}_3\text{CHBrCH}_2\text{CH}_3$ is formed.

Calculate the percentage yield of $\text{CH}_3\text{CHBrCH}_2\text{CH}_3$.

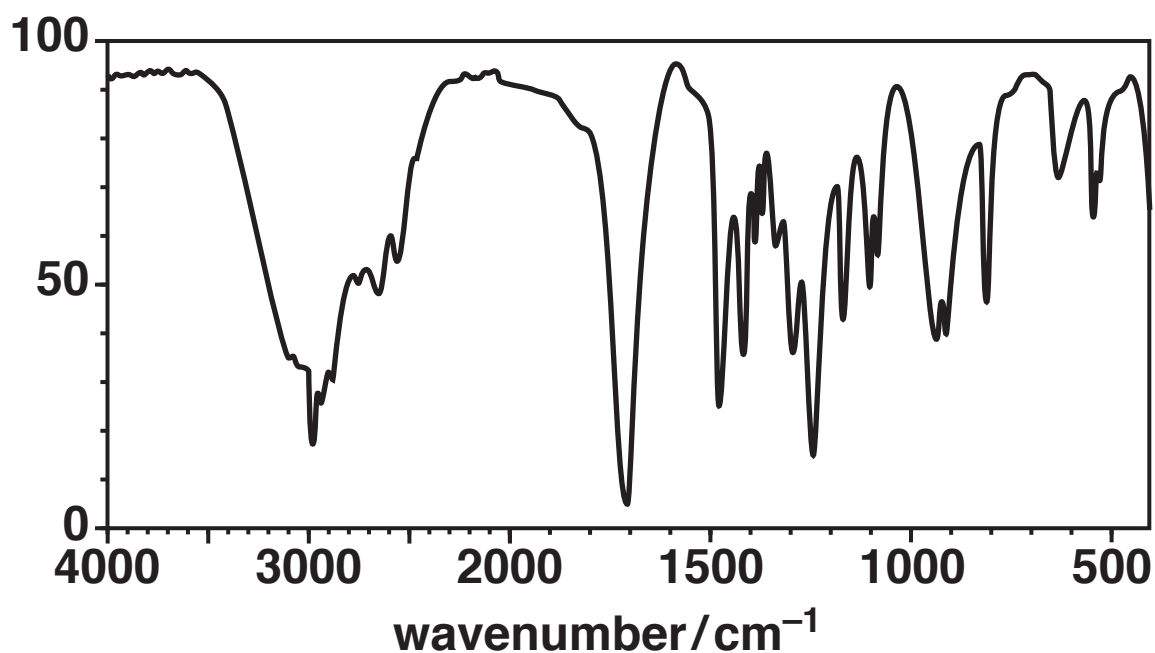
percentage yield = _____ % [3]

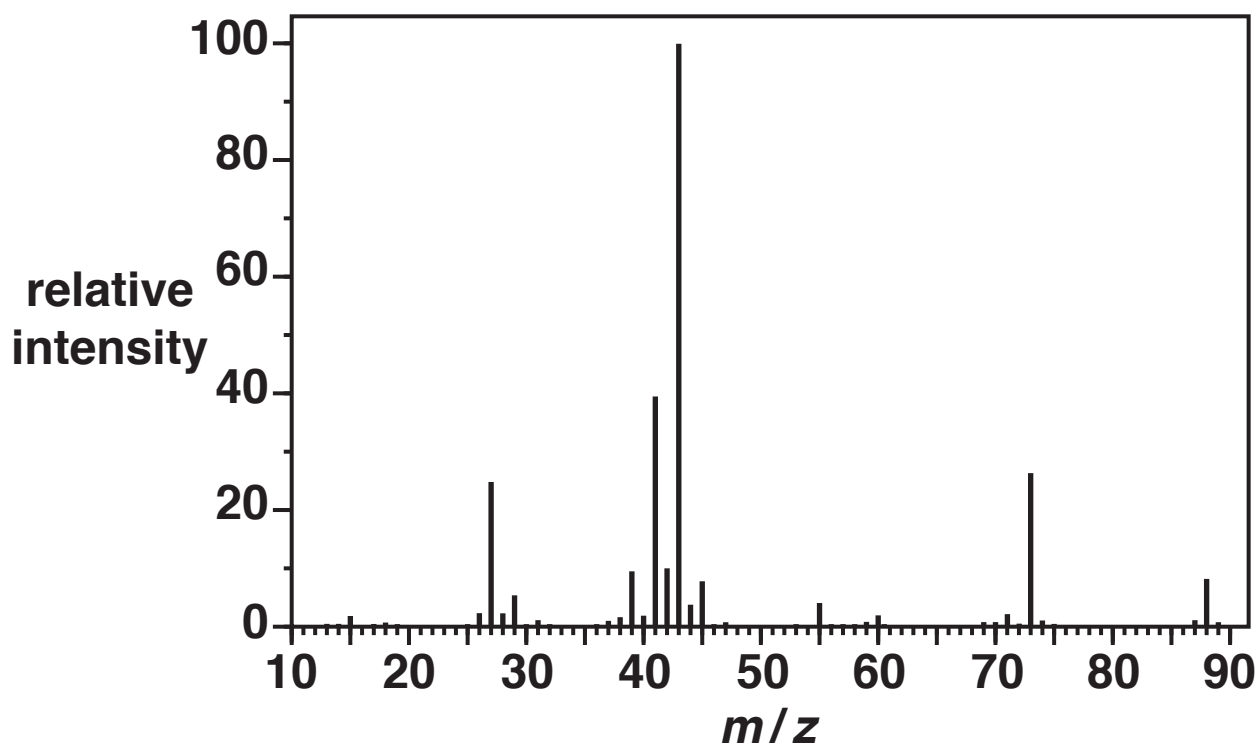


- 7* Organic compound C has the following percentage composition by mass:
C, 54.5%; H, 9.1%; O, 36.4%.

The infrared spectrum and mass spectrum of compound C are shown below and on page 33.

transmittance
(%)





In the mass spectrum, a secondary carbocation is responsible for the peak with the greatest relative intensity.

Identify compound C.

In your answer you should make clear how your conclusion is linked to all the evidence.

[6]

END OF QUESTION PAPER

ADDITIONAL ANSWER SPACE

If additional space is required, you should use the following lined page(s). The question number(s) must be clearly shown in the margin(s).

[illegible]

[illegible]

[illegible]



Copyright Information

OCR is committed to seeking permission to reproduce all third-party content that it uses in its assessment materials. OCR has attempted to identify and contact all copyright holders whose work is used in this paper. To avoid the issue of disclosure of answer-related information to candidates, all copyright acknowledgements are reproduced in the OCR Copyright Acknowledgements Booklet. This is produced for each series of examinations and is freely available to download from our public website (www.ocr.org.uk) after the live examination series.

If OCR has unwittingly failed to correctly acknowledge or clear any third-party content in this assessment material, OCR will be happy to correct its mistake at the earliest possible opportunity.

For queries or further information please contact the Copyright Team, First Floor, 9 Hills Road, Cambridge CB2 1GE.

OCR is part of the Cambridge Assessment Group; Cambridge Assessment is the brand name of University of Cambridge Local Examinations Syndicate (UCLES), which is itself a department of the University of Cambridge.