

**OXFORD CAMBRIDGE AND RSA EXAMINATIONS
A LEVEL**

H433/03

CHEMISTRY B (SALTERS)

Practical skills in chemistry

TUESDAY 27 JUNE 2017: Morning

**TIME ALLOWED: 1 hour 30 minutes
plus your additional time allowance**

MODIFIED ENLARGED

INSTRUCTIONS

**Do not send this Insert for marking; it should be retained
in the centre or destroyed.**



Fake coins

There has been concern about the number of fake coins in circulation.

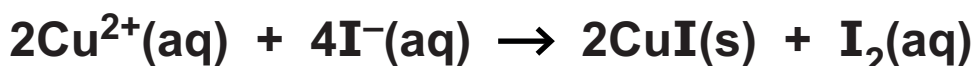
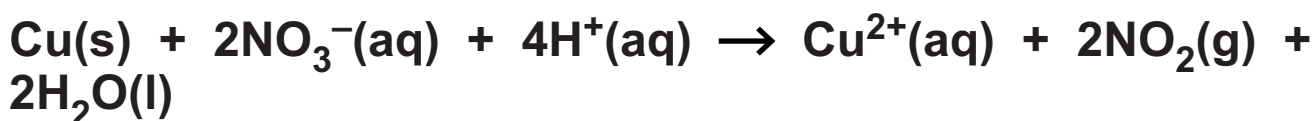
Below a student describes an investigation to compare the amount of copper in various coins.

To find the amount of copper in the coins I decided to use a titration with sodium thiosulfate

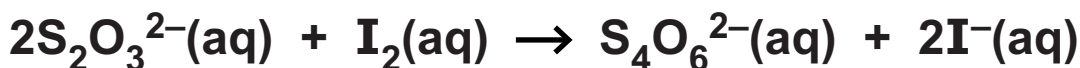
I need to dissolve a coin in nitric acid and then add excess iodide ion solution; the liberated iodine can then be titrated with the thiosulfate solution

In a genuine one pence coin the percentage by mass of copper should be 96%.

The relevant reactions are:



(Note: the copper ions are produced in solution when the copper coin dissolves in the concentrated nitric acid)



Dissolving the coin

Weigh a penny coin on an electric balance, reading to two decimal places. Add the coin to excess concentrated nitric acid and warm in a fume cupboard.

After all the coin has dissolved allow the solution to cool and transfer carefully to a 250 cm³ volumetric flask. Make the resulting solution up to the mark using distilled water.

Ensure the solution is thoroughly mixed by inverting the stoppered flask several times.

Determining the copper content of the coin

- 1. Take 25.0 cm³ portions of the copper ion solution and transfer to a conical flask.**
- 2. Neutralise excess acid by adding sodium carbonate solution in small volumes until any fizzing stops.**
- 3. Add excess potassium iodide solution (about 25 cm³ of approximately 1.0 mol dm⁻³ solution).**
- 4. Add a few drops of freshly prepared starch solution. The presence of the starch will cause the mixture in the flask to go black.**
- 5. Titrate the liberated iodine with a standard solution of 0.200 mol dm⁻³ sodium thiosulfate solution until all the iodine has reacted and the mixture in the flask goes white.**
- 6. Repeat the titration until three concordant results are obtained.**
- 7. Calculate the concentration of copper ions in the original copper ion solution and work out the percentage of copper in the coin.**
- 8. Compare the percentage with data book values to decide whether the coin was a fake.**

[Reference: Modified from Graham Hill, John Holman (2001): 'Chemistry in Context, Laboratory Manual, Fifth Edition' Cheltenham, Nelson Thornes.]

Results

Mass of coin dissolved = 3.56 g

	Titration 1	Titration 2	Titration 3	Titration 4
Final burette reading / cm ³	22.85	45.45	22.55	45.20
Starting burette reading / cm ³	0.00	22.85	0.00	22.55

Comments on my experiments

The experiment seemed to go well.

My percentage value was lower than the suggested value of 96% copper. This could mean, either the coin was a fake, or possibly the errors in my experiment were more significant than I thought.

My procedure seemed to be sound, although I did notice that the standard solution of thiosulfate I had made up had gone a bit cloudy.

I calculated the errors due the measurements I took, to see if they were significant.

BLANK PAGE

BLANK PAGE

Copyright Information

OCR is committed to seeking permission to reproduce all third-party content that it uses in its assessment materials. OCR has attempted to identify and contact all copyright holders whose work is used in this paper. To avoid the issue of disclosure of answer-related information to candidates, all copyright acknowledgements are reproduced in the OCR Copyright Acknowledgements Booklet. This is produced for each series of examinations and is freely available to download from our public website (www.ocr.org.uk) after the live examination series.

If OCR has unwittingly failed to correctly acknowledge or clear any third-party content in this assessment material, OCR will be happy to correct its mistake at the earliest possible opportunity.

For queries or further information please contact the Copyright Team, First Floor, 9 Hills Road, Cambridge CB2 1GE.

OCR is part of the Cambridge Assessment Group; Cambridge Assessment is the brand name of University of Cambridge Local Examinations Syndicate (UCLES), which is itself a department of the University of Cambridge.