



**ADVANCED SUBSIDIARY GCE  
MATHEMATICS (MEI)**

Mechanics 1

**4761**

**QUESTION PAPER**

Candidates answer on the Printed Answer Book

**OCR Supplied Materials:**

- Printed Answer Book 4761
- MEI Examination Formulae and Tables (MF2)

**Other Materials Required:**

- Scientific or graphical calculator

**Tuesday 15 June 2010  
Morning**

**Duration:** 1 hour 30 minutes

**INSTRUCTIONS TO CANDIDATES**

These instructions are the same on the Printed Answer Book and the Question Paper.

- Write your name clearly in capital letters, your Centre Number and Candidate Number in the spaces provided on the Printed Answer Book.
- **The questions are on the inserted Question Paper.**
- **Write your answer to each question in the space provided in the Printed Answer Book.** Additional paper may be used if necessary but you must clearly show your Candidate Number, Centre Number and question number(s).
- Use black ink. Pencil may be used for graphs and diagrams only.
- Read each question carefully and make sure that you know what you have to do before starting your answer.
- Answer **all** the questions.
- Do **not** write in the bar codes.
- You are permitted to use a graphical calculator in this paper.
- Final answers should be given to a degree of accuracy appropriate to the context.
- The acceleration due to gravity is denoted by  $g \text{ m s}^{-2}$ . Unless otherwise instructed, when a numerical value is needed, use  $g = 9.8$ .

**INFORMATION FOR CANDIDATES**

This information is the same on the Printed Answer Book and the Question Paper.

- The number of marks is given in brackets [ ] at the end of each question or part question on the Question Paper.
- You are advised that an answer may receive **no marks** unless you show sufficient detail of the working to indicate that a correct method is being used.
- The total number of marks for this paper is **72**.
- The Printed Answer Book consists of **12** pages. The Question Paper consists of **8** pages. Any blank pages are indicated.

**INSTRUCTION TO EXAMS OFFICER / INVIGILATOR**

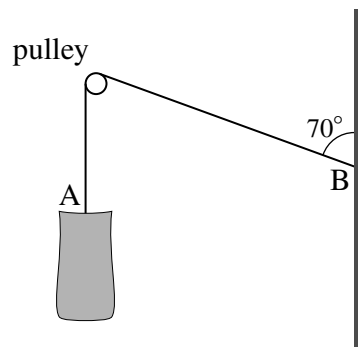
- Do not send this Question Paper for marking; it should be retained in the centre or destroyed.

**Section A** (36 marks)

- 1** An egg falls from rest a distance of 75 cm to the floor.

Neglecting air resistance, at what speed does it hit the floor? [3]

- 2** Fig. 2 shows a sack of rice of weight 250 N hanging in equilibrium supported by a light rope AB. End A of the rope is attached to the sack. The rope passes over a small smooth fixed pulley.



**Fig. 2**

Initially, end B of the rope is attached to a vertical wall as shown in Fig. 2.

- (i) Calculate the horizontal and the vertical forces acting on the wall due to the rope. [3]

End B of the rope is now detached from the wall and attached instead to the top of the sack. The sack is in equilibrium with both sections of the rope vertical.

- (ii) Calculate the tension in the rope. [1]

- 3** The three forces  $\begin{pmatrix} -1 \\ 14 \\ -8 \end{pmatrix}$  N,  $\begin{pmatrix} 3 \\ -9 \\ 10 \end{pmatrix}$  N and  $\mathbf{F}$  N act on a body of mass 4 kg in deep space and give it an acceleration of  $\begin{pmatrix} -1 \\ 2 \\ 4 \end{pmatrix}$  m s<sup>-2</sup>.

- (i) Calculate  $\mathbf{F}$ . [4]

At one instant the velocity of the body is  $\begin{pmatrix} -3 \\ 3 \\ 6 \end{pmatrix}$  m s<sup>-1</sup>.

- (ii) Calculate the velocity and also the speed of the body 3 seconds later. [4]

- 4 As shown in Fig. 4, boxes P and Q are descending vertically supported by a parachute. Box P has mass 75 kg. Box Q has mass 25 kg and hangs from box P by means of a light vertical wire. Air resistance on the boxes should be neglected.

At one stage the boxes are slowing in their descent with the parachute exerting an upward vertical force of 1030 N on box P. The acceleration of the boxes is  $a \text{ m s}^{-2}$  upwards and the tension in the wire is  $T \text{ N}$ .

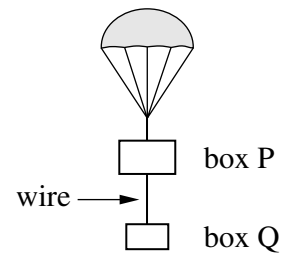


Fig. 4

- (i) Draw a labelled diagram showing all the forces acting on box P and another diagram showing all the forces acting on box Q. [2]
- (ii) Write down separate equations of motion for box P and for box Q. [3]
- (iii) Calculate the tension in the wire. [2]

- 5 In this question the unit vectors  $\mathbf{i}$  and  $\mathbf{j}$  are pointing east and north respectively.

- (i) Calculate the bearing of the vector  $-4\mathbf{i} - 6\mathbf{j}$ . [2]

The vector  $-4\mathbf{i} - 6\mathbf{j} + k(3\mathbf{i} - 2\mathbf{j})$  is in the direction  $7\mathbf{i} - 9\mathbf{j}$ .

- (ii) Find  $k$ . [4]

- 6 A small ball is kicked off the edge of a jetty over a calm sea. Air resistance is negligible. Fig. 6 shows
- the point of projection, O,
  - the initial horizontal and vertical components of velocity,
  - the point A on the jetty vertically below O and at sea level,
  - the height, OA, of the jetty above the sea.

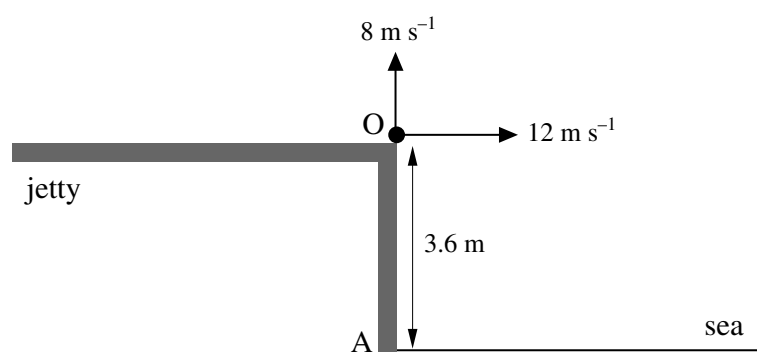


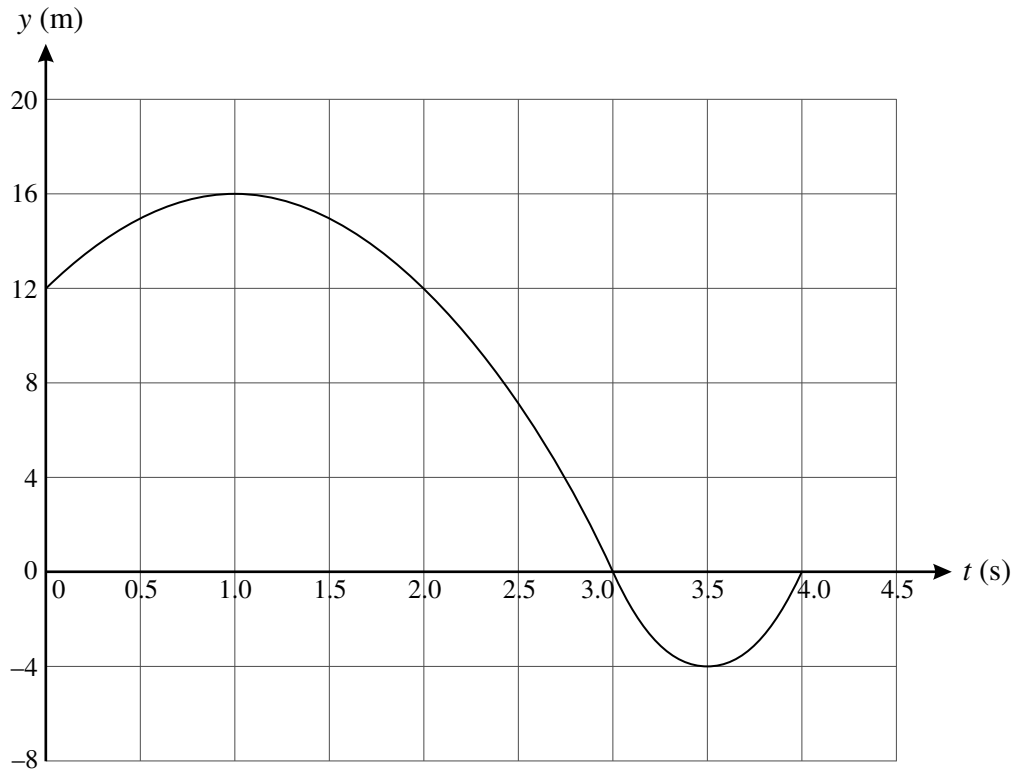
Fig. 6

The time elapsed after the ball is kicked is  $t$  seconds.

- (i) Find an expression in terms of  $t$  for the height of the ball above O at time  $t$ . Find also an expression for the horizontal distance of the ball from O at this time. [3]
- (ii) Determine how far the ball lands from A. [5]

**Section B** (36 marks)

- 7 A point P on a piece of machinery is moving in a vertical straight line. The displacement of P above ground level at time  $t$  seconds is  $y$  metres. The displacement-time graph for the motion during the time interval  $0 \leq t \leq 4$  is shown in Fig. 7.

**Fig. 7**

- (i) Using the graph, determine for the time interval  $0 \leq t \leq 4$
- (A) the greatest displacement of P above its position when  $t = 0$ ,
  - (B) the greatest distance of P from its position when  $t = 0$ ,
  - (C) the time interval in which P is moving downwards,
  - (D) the times when P is instantaneously at rest.
- [6]**

The displacement of P in the time interval  $0 \leq t \leq 3$  is given by  $y = -4t^2 + 8t + 12$ .

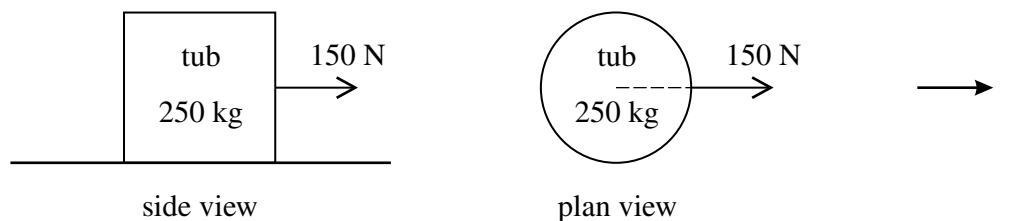
- (ii) Use calculus to find expressions in terms of  $t$  for the velocity and for the acceleration of P in the interval  $0 \leq t \leq 3$ . **[3]**
- (iii) At what times does P have a speed of  $4 \text{ m s}^{-1}$  in the interval  $0 \leq t \leq 3$ ? **[2]**

In the time interval  $3 \leq t \leq 4$ , P has a constant acceleration of  $32 \text{ m s}^{-2}$ . There is no sudden change in velocity when  $t = 3$ .

- (iv) Find an expression in terms of  $t$  for the displacement of P in the interval  $3 \leq t \leq 4$ . **[5]**

- 8 A cylindrical tub of mass 250 kg is on a horizontal floor. Resistance to its motion other than that due to friction is negligible.

The first attempt to move the tub is by pulling it with a force of 150 N in the  $\mathbf{i}$  direction, as shown in Fig. 8.1.



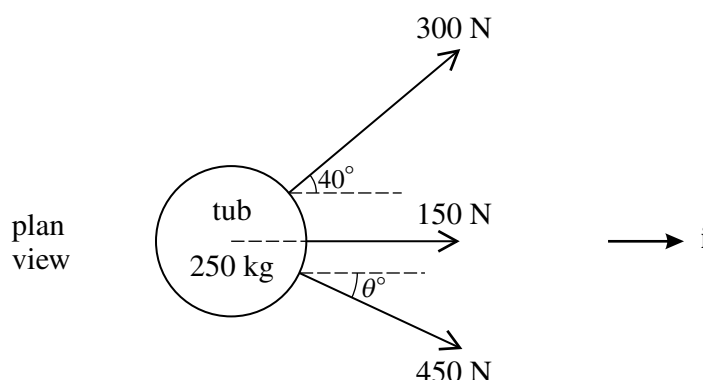
**Fig. 8.1**

- (i) Calculate the acceleration of the tub if friction is ignored. [2]

In fact, there is friction and the tub does not move.

- (ii) Write down the magnitude and direction of the frictional force opposing the pull. [2]

Two more forces are now added to the 150 N force in a second attempt to move the tub, as shown in Fig. 8.2.



**Fig. 8.2**

Angle  $\theta$  is acute and chosen so that the resultant of the three forces is in the  $\mathbf{i}$  direction.

- (iii) Determine the value of  $\theta$  and the resultant of the three forces. [6]

With this resultant force, the tub moves with constant acceleration and travels 1 metre from rest in 2 seconds.

- (iv) Show that the magnitude of the friction acting on the tub is 661 N, correct to 3 significant figures. [5]

When the speed of the tub is  $1.8 \text{ m s}^{-1}$ , it comes to a part of the floor where the friction on the tub is 200 N greater. The pulling forces stay the same.

- (v) Find the velocity of the tub when it has moved a further 1.65 m. [5]

**BLANK PAGE**

**BLANK PAGE**

**Copyright Information**

OCR is committed to seeking permission to reproduce all third-party content that it uses in its assessment materials. OCR has attempted to identify and contact all copyright holders whose work is used in this paper. To avoid the issue of disclosure of answer-related information to candidates, all copyright acknowledgements are reproduced in the OCR Copyright Acknowledgements Booklet. This is produced for each series of examinations, is given to all schools that receive assessment material and is freely available to download from our public website ([www.ocr.org.uk](http://www.ocr.org.uk)) after the live examination series.

If OCR has unwittingly failed to correctly acknowledge or clear any third-party content in this assessment material, OCR will be happy to correct its mistake at the earliest possible opportunity.

For queries or further information please contact the Copyright Team, First Floor, 9 Hills Road, Cambridge CB2 1GE.

OCR is part of the Cambridge Assessment Group; Cambridge Assessment is the brand name of University of Cambridge Local Examinations Syndicate (UCLES), which is itself a department of the University of Cambridge.





# ADVANCED SUBSIDIARY GCE MATHEMATICS (MEI)

Mechanics 1

# 4761

## PRINTED ANSWER BOOK

Candidates answer on this Printed Answer Book

### OCR Supplied Materials:

- Question Paper 4761 (inserted)
- MEI Examination Formulae and Tables (MF2)

### Other Materials Required:

- Scientific or graphical calculator

**Tuesday 15 June 2010  
Morning**

**Duration:** 1 hour 30 minutes



Candidate Forename		Candidate Surname	
-----------------------	--	----------------------	--

Centre Number						Candidate Number				
---------------	--	--	--	--	--	------------------	--	--	--	--

### INSTRUCTIONS TO CANDIDATES

These instructions are the same on the Printed Answer Book and the Question Paper.

- Write your name clearly in capital letters, your Centre Number and Candidate Number in the spaces provided on the Printed Answer Book.
- **The questions are on the inserted Question Paper.**
- **Write your answer to each question in the space provided in the Printed Answer Book.** Additional paper may be used if necessary but you must clearly show your Candidate Number, Centre Number and question number(s).
- Use black ink. Pencil may be used for graphs and diagrams only.
- Read each question carefully and make sure that you know what you have to do before starting your answer.
- Answer **all** the questions.
- Do **not** write in the bar codes.
- You are permitted to use a graphical calculator in this paper.
- Final answers should be given to a degree of accuracy appropriate to the context.
- The acceleration due to gravity is denoted by  $g \text{ m s}^{-2}$ . Unless otherwise instructed, when a numerical value is needed, use  $g = 9.8$ .

### INFORMATION FOR CANDIDATES

This information is the same on the Printed Answer Book and the Question Paper.

- The number of marks is given in brackets [ ] at the end of each question or part question on the Question Paper.
- You are advised that an answer may receive **no marks** unless you show sufficient detail of the working to indicate that a correct method is being used.
- The total number of marks for this paper is **72**.
- The Printed Answer Book consists of **12** pages. The Question Paper consists of **8** pages. Any blank pages are indicated.

**Section A (36 marks)**

<b>1</b>	
<b>2 (i)</b>	
<b>2 (ii)</b>	

<b>3 (i)</b>	
<b>3 (ii)</b>	

<b>4 (i)</b>	<div data-bbox="365 318 523 398" style="border: 1px solid black; width: 80px; height: 36px; margin-left: 100px;"></div> <div data-bbox="598 338 671 371" style="margin-left: 100px;">box P</div> <div data-bbox="392 633 496 689" style="border: 1px solid black; width: 65px; height: 25px; margin-left: 100px;"></div> <div data-bbox="598 640 678 674" style="margin-left: 100px;">box Q</div>											
<b>4 (ii)</b>	<table border="1" style="width: 100%;"><tr><td style="height: 20px;"></td></tr><tr><td style="height: 20px;"></td></tr><tr><td style="height: 20px;"></td></tr><tr><td style="height: 20px;"></td></tr><tr><td style="height: 20px;"></td></tr><tr><td style="height: 20px;"></td></tr><tr><td style="height: 20px;"></td></tr><tr><td style="height: 20px;"></td></tr><tr><td style="height: 20px;"></td></tr><tr><td style="height: 20px;"></td></tr><tr><td style="height: 20px;"></td></tr></table>											
<b>4 (iii)</b>	<table border="1" style="width: 100%;"><tr><td style="height: 20px;"></td></tr><tr><td style="height: 20px;"></td></tr><tr><td style="height: 20px;"></td></tr><tr><td style="height: 20px;"></td></tr><tr><td style="height: 20px;"></td></tr><tr><td style="height: 20px;"></td></tr><tr><td style="height: 20px;"></td></tr><tr><td style="height: 20px;"></td></tr><tr><td style="height: 20px;"></td></tr><tr><td style="height: 20px;"></td></tr></table>											

<b>5 (i)</b>	
<b>5 (ii)</b>	

<b>6 (i)</b>	
<b>6 (ii)</b>	

**Section B (36 marks)**

<b>7 (i) (A)</b>	
<b>7 (i) (B)</b>	
<b>7 (i) (C)</b>	
<b>7 (i) (D)</b>	

<b>7 (ii)</b>	
	<b>7 (iii)</b>



[illegible]

<b>8 (i)</b>	
<b>8 (ii)</b>	
<b>8 (iii)</b>	

<b>8 (iii)</b>	<b>(continued)</b>
<b>8 (iv)</b>	

<b>8 (v)</b>	

**Copyright Information**

OCR is committed to seeking permission to reproduce all third-party content that it uses in its assessment materials. OCR has attempted to identify and contact all copyright holders whose work is used in this paper. To avoid the issue of disclosure of answer-related information to candidates, all copyright acknowledgements are reproduced in the OCR Copyright Acknowledgements Booklet. This is produced for each series of examinations, is given to all schools that receive assessment material and is freely available to download from our public website ([www.ocr.org.uk](http://www.ocr.org.uk)) after the live examination series.

If OCR has unwittingly failed to correctly acknowledge or clear any third-party content in this assessment material, OCR will be happy to correct its mistake at the earliest possible opportunity.

For queries or further information please contact the Copyright Team, First Floor, 9 Hills Road, Cambridge CB2 1GE.

OCR is part of the Cambridge Assessment Group; Cambridge Assessment is the brand name of University of Cambridge Local Examinations Syndicate (UCLES), which is itself a department of the University of Cambridge.