

**Friday 18 May 2012 – Morning**

**AS GCE MATHEMATICS (MEI)**

**4752** Concepts for Advanced Mathematics (C2)

**QUESTION PAPER**

Candidates answer on the Printed Answer Book.

**OCR supplied materials:**

- Printed Answer Book 4752
- MEI Examination Formulae and Tables (MF2)

**Other materials required:**

- Scientific or graphical calculator

**Duration:** 1 hour 30 minutes



**MODIFIED LANGUAGE**

**INSTRUCTIONS TO CANDIDATES**

These instructions are the same on the Printed Answer Book and the Question Paper.

- The Question Paper will be found in the centre of the Printed Answer Book.
- Write your name, centre number and candidate number in the spaces provided on the Printed Answer Book. Please write clearly and in capital letters.
- **Write your answer to each question in the space provided in the Printed Answer Book.** Additional paper may be used if necessary but you must clearly show your candidate number, centre number and question number(s).
- Use black ink. HB pencil may be used for graphs and diagrams only.
- Read each question carefully. Make sure you know what you have to do before starting your answer.
- Answer **all** the questions.
- Do **not** write in the bar codes.
- You are permitted to use a scientific or graphical calculator in this paper.
- Final answers should be given to a degree of accuracy appropriate to the context.

**INFORMATION FOR CANDIDATES**

This information is the same on the Printed Answer Book and the Question Paper.

- The number of marks is given in brackets [ ] at the end of each question or part question on the Question Paper.
- You are advised that an answer may receive **no marks** unless you show sufficient detail of the working to indicate that a correct method is being used.
- The total number of marks for this paper is **72**.
- The Printed Answer Book consists of **12** pages. The Question Paper consists of **8** pages. Any blank pages are indicated.

**INSTRUCTION TO EXAMS OFFICER/INVIGILATOR**

- Do not send this Question Paper for marking; it should be retained in the centre or recycled. Please contact OCR Copyright should you wish to re-use this document.

## Section A (36 marks)

- 1 Find  $\frac{dy}{dx}$  when  $y = \sqrt{x} + \frac{3}{x}$ . [3]

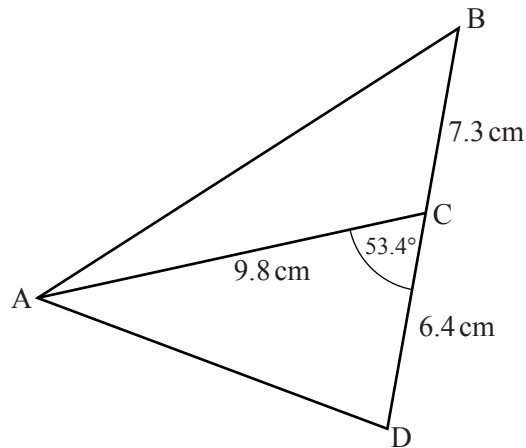
- 2 Find the second and third terms in the sequence given by

$$u_1 = 5,$$

$$u_{n+1} = u_n + 3.$$

Find also the sum of the first 50 terms of this sequence. [4]

3



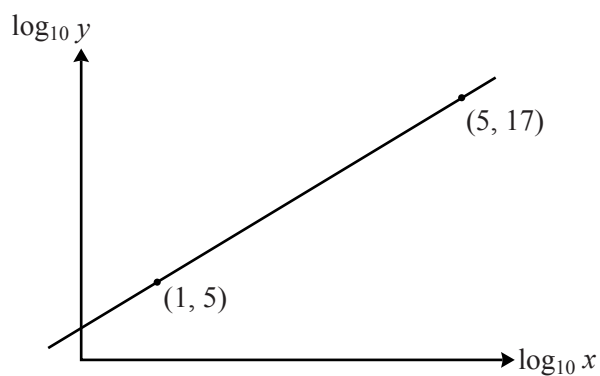
Not to scale

Fig. 3

In Fig. 3, BCD is a straight line.  $AC = 9.8$  cm,  $BC = 7.3$  cm and  $CD = 6.4$  cm; angle  $ACD = 53.4^\circ$ .

- (i) Calculate the length AD. [3]
- (ii) Calculate the area of triangle ABC. [2]
- 4 The point P (6, 3) lies on the curve  $y = f(x)$ . State the coordinates of the image of P after the transformation which maps  $y = f(x)$  onto
- (i)  $y = 3f(x)$ , [2]
- (ii)  $y = f(4x)$ . [2]
- 5 A sector of a circle has angle 1.6 radians and area  $45 \text{ cm}^2$ . Find the radius and perimeter of the sector. [5]

- 6 Fig. 6 shows the relationship between  $\log_{10} x$  and  $\log_{10} y$ .



**Fig. 6**

Find  $y$  in terms of  $x$ .

**[5]**

- 7 The gradient of a curve is given by  $\frac{dy}{dx} = 6x^{\frac{1}{2}} - 5$ . Find the equation of the curve given that it also passes through the point  $(4, 20)$ . **[5]**
- 8 Solve the equation  $\sin 2\theta = 0.7$  for values of  $\theta$  between 0 and  $2\pi$ . Give your answers in radians correct to 3 significant figures. **[5]**

## Section B (36 marks)

- 9 A farmer digs ditches for flood relief. He experiments with different cross-sections. Assume that the surface of the ground is horizontal.

(i)

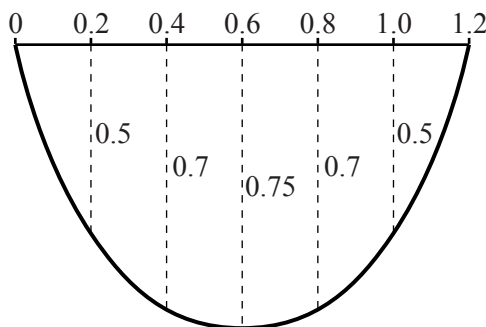


Fig. 9.1

Fig. 9.1 shows the cross-section of one ditch, with measurements in metres. The width of the ditch is 1.2 m and Fig. 9.1 shows the depth every 0.2 m across the ditch.

Use the trapezium rule with six intervals to estimate the area of cross-section. Hence estimate the volume of water that can be contained in a 50-metre length of this ditch. [5]

- (ii) Another ditch is 0.9 m wide, with cross-section as shown in Fig. 9.2.

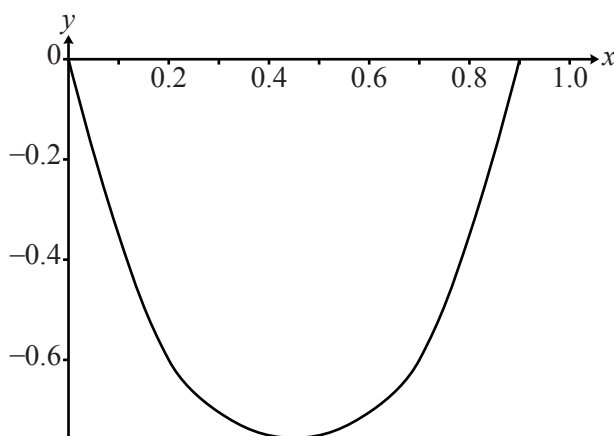


Fig. 9.2

The curve of the ditch may be modelled closely by  $y = 3.8x^4 - 6.8x^3 + 7.7x^2 - 4.2x$  with  $x$ - and  $y$ -axes as shown in Fig. 9.2.

- (A) The actual ditch is 0.6 m deep when  $x = 0.2$ . Calculate the difference between the depth given by the model and the true depth for this value of  $x$ . [2]
- (B) Find  $\int (3.8x^4 - 6.8x^3 + 7.7x^2 - 4.2x) dx$ . Hence estimate the volume of water that can be contained in a 50-metre length of this ditch. [5]

- 10 (i) Use calculus to find, correct to 1 decimal place, the coordinates of the turning points of the curve  $y = x^3 - 5x$ . [You need not determine the nature of the turning points.] [4]

- (ii) Find the coordinates of the points where the curve  $y = x^3 - 5x$  meets the axes. Sketch the curve. [4]

- (iii) Find the equation of the tangent to the curve  $y = x^3 - 5x$  at the point  $(1, -4)$ . Show that, where this tangent meets the curve again, the  $x$ -coordinate satisfies the equation

$$x^3 - 3x + 2 = 0.$$

Hence find the  $x$ -coordinate of the point where this tangent meets the curve again. [6]

- 11 A geometric progression has first term  $a$  and common ratio  $r$ . The second term is 6 and the sum to infinity is 25.

- (i) Write down two equations in  $a$  and  $r$ . Show that one possible value of  $a$  is 10 and find the other possible value of  $a$ . Write down the corresponding values of  $r$ . [7]

- (ii) Show that the ratio of the  $n$ th terms of the two geometric progressions found in part (i) can be written as  $2^{n-2} : 3^{n-2}$ . [3]

**BLANK PAGE**

**BLANK PAGE**

**Copyright Information**

OCR is committed to seeking permission to reproduce all third-party content that it uses in its assessment materials. OCR has attempted to identify and contact all copyright holders whose work is used in this paper. To avoid the issue of disclosure of answer-related information to candidates, all copyright acknowledgements are reproduced in the OCR Copyright Acknowledgements Booklet. This is produced for each series of examinations and is freely available to download from our public website ([www.ocr.org.uk](http://www.ocr.org.uk)) after the live examination series. If OCR has unwittingly failed to correctly acknowledge or clear any third-party content in this assessment material, OCR will be happy to correct its mistake at the earliest possible opportunity.

For queries or further information please contact the Copyright Team, First Floor, 9 Hills Road, Cambridge CB2 1GE.

OCR is part of the Cambridge Assessment Group; Cambridge Assessment is the brand name of University of Cambridge Local Examinations Syndicate (UCLES), which is itself a department of the University of Cambridge.