

Thursday 13 June 2013 – Morning

**GCSE GATEWAY SCIENCE
CHEMISTRY B**

B742/01 Chemistry modules C4 C5 C6 (Foundation Tier)

Candidates answer on the Question Paper.
A calculator may be used for this paper.

OCR supplied materials:
None

Other materials required:

- Pencil
- Ruler (cm/mm)

Duration: 1 hour 30 minutes

MODIFIED LANGUAGE



Candidate forename		Candidate surname	
Centre number		Candidate number	

INSTRUCTIONS TO CANDIDATES

- Write your name, centre number and candidate number in the boxes above. Please write clearly and in capital letters.
- Use black ink. HB pencil may be used for graphs and diagrams only.
- Answer **all** the questions.
- Read each question carefully. Make sure you know what you have to do before starting your answer.
- Write your answer to each question in the space provided. Additional paper may be used if necessary but you must clearly show your candidate number, centre number and question number(s).
- Do **not** write in the bar codes.

INFORMATION FOR CANDIDATES

- Your quality of written communication is assessed in questions marked with a pencil (✎).
- The Periodic Table can be found on the back page.
- The number of marks is given in brackets [] at the end of each question or part question.
- The total number of marks for this paper is **85**.
- This document consists of **32** pages. Any blank pages are indicated.

Answer **all** the questions.

SECTION A – Module C4

- 1 The table shows the electronic structures of the atoms of some elements.

Element	Symbol	Electronic structure
helium	He	2
oxygen	O	2.6
neon	Ne	2.8
magnesium	Mg	2.8.2
chlorine	Cl	2.8.7
calcium	Ca	2.8.8.2

- (a) How many **electrons** are there in one atom of chlorine?

..... [1]

- (b) What is the **atomic number** of magnesium?

..... [1]

- (c) Write down the symbols for two elements in the same **group** of the periodic table.

Choose from the table above.

..... and [1]

- (d) Write down the symbols for two elements in the same **period** of the periodic table.

Choose from the table above.

..... and [1]

[Total: 4]

- 2 In 1808, a scientist named Dalton published his atomic theory.

Dalton thought that:

- elements were made up of atoms
- atoms could **not** be split into simpler particles.

About a century later, a scientist called Rutherford published another atomic theory.

Rutherford thought that:

- atoms had a positively charged nucleus
- electrons orbited the nucleus.

- (a) Why is it important that scientists publish their theories?

.....
.....
..... [2]

- (b) Write about one **difference** between Dalton's atomic theory and Rutherford's atomic theory.

.....
..... [1]

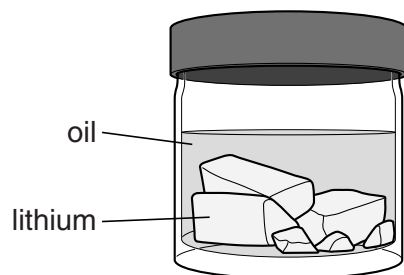
- (c) What is the electrical charge on an electron?

..... [1]

[Total: 4]

3 Lithium, Li, is in Group 1 of the Periodic Table.

(a) Lithium is stored under oil in a sealed bottle.



Explain why lithium is stored under oil.

.....

.....

..... [2]



Caesium, Cs, is another element in Group 1.

Predict, including a word equation, how the reaction of **caesium** with water compares with the reaction of **lithium** with water.

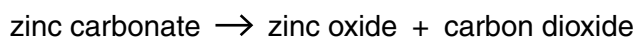


The quality of written communication will be assessed in your answer to this question.

..... [6]

[Total: 8]

- 4 Oskar investigates the thermal decomposition of zinc carbonate.




He heats 4.0 g of solid zinc carbonate for 30 minutes in a hot oven.

He lets the solid cool down and then measures its mass.

He repeats the experiment four more times.

Each time he uses a different oven temperature.

Oskar makes a prediction.



Look at Oskar's results.

Oven temperature in °C	200	300	400	500	600
Mass of zinc carbonate at start in g	4.00	4.00	4.00	4.00	4.00
Mass of solid after heating in g	4.00	3.42	2.65	2.59	2.59

- (a) Do Oskar's results support his prediction?

Explain your answer.

.....

 [2]

- (b) Oskar wants to check that carbon dioxide is made during the reaction.

What is the chemical test for carbon dioxide?

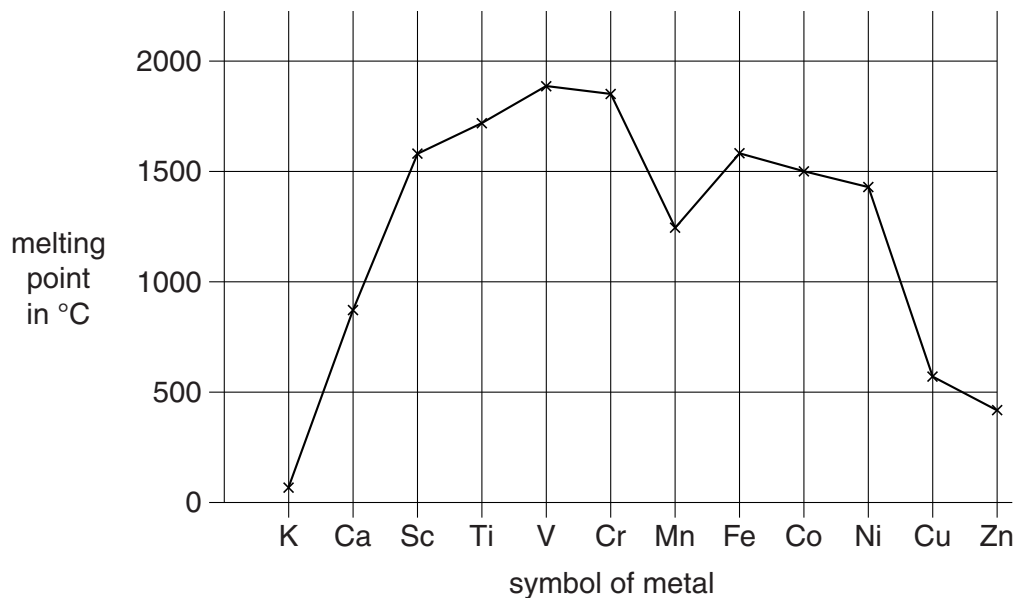
.....

 [2]

[Total: 4]

5 Most metals have high melting points.

Look at the graph. It shows the melting points of some metals.



(a) Write the **symbol** of a metal that can be used to make a container to melt iron.

Explain your answer.

.....

 [2]

(b) Write the **symbol** of the metal which has the **weakest** metallic bonds.

..... [1]

(c) One property of metals is that they often have high melting points.

Write about **other** properties of metals.

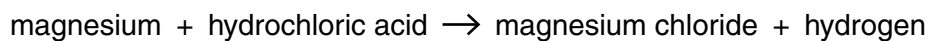
.....

 [2]

[Total: 5]

SECTION B – Module C5

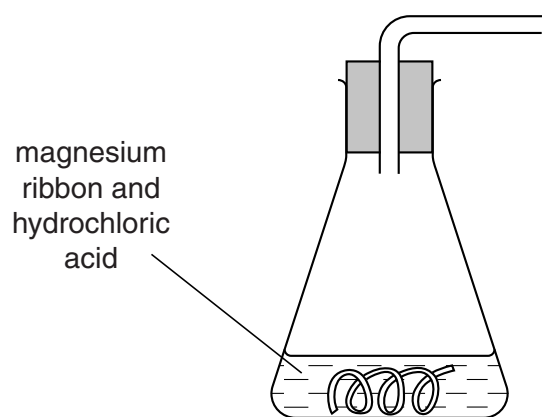
- 6 Trevor and Julie investigate the reaction between magnesium and hydrochloric acid at 20 °C.



- (a) Hydrogen gas is given off in the reaction.

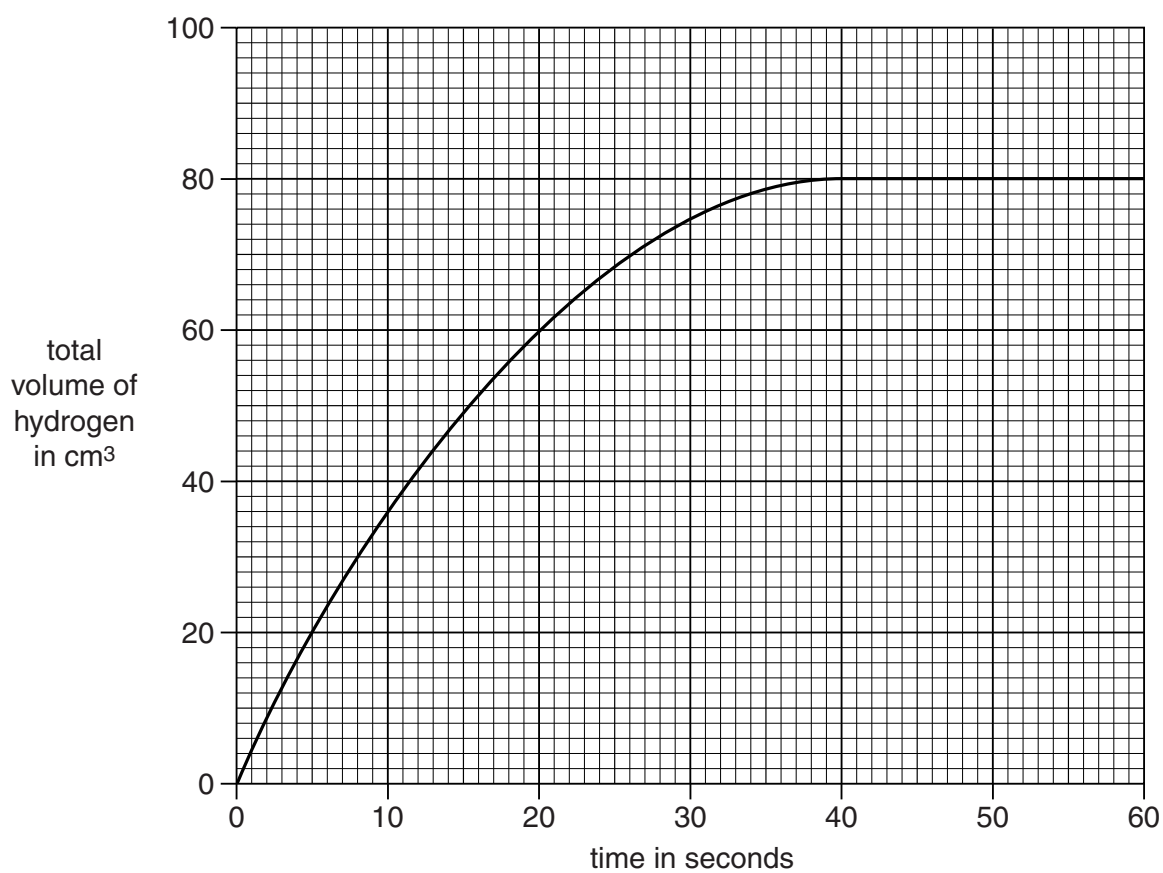
Look at the diagram. It shows **part** of the apparatus they use.

Complete the diagram to show how Trevor and Julie can **collect** and **measure** the volume of hydrogen made.



[2]

(b) Look at the graph. It shows their results.



(i) How long does it take for the reaction to stop?

answer seconds

[1]

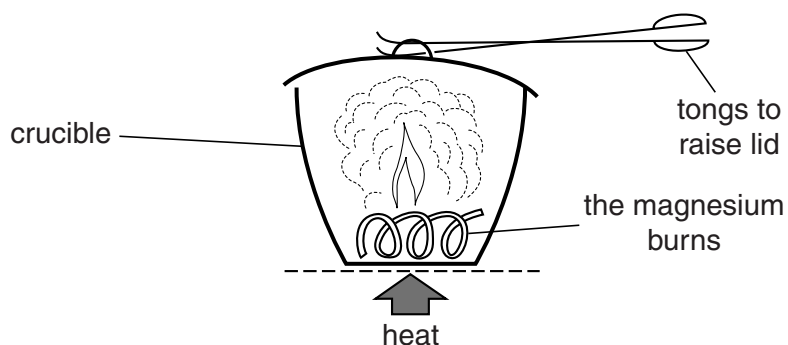
(ii) Why does the reaction stop?

..... [1]

[Total: 4]

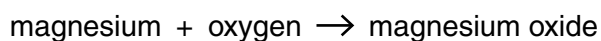
7 Nick reacts magnesium with oxygen.

He heats the magnesium in a crucible.



The magnesium reacts with oxygen in the air.

Magnesium oxide is made.



Nick does the experiment four times with different masses of magnesium.

Look at the table of his results.

Mass of magnesium in g	Mass of oxygen used in g	Mass of magnesium oxide made in g
0.10	0.07	0.17
0.20	0.14	0.34
0.30	0.21
0.40	0.68

(a) Complete the table.

[2]

(b) How much magnesium would Nick need to make 1.7 g of magnesium oxide?

Explain how you worked out your answer.

.....

.....

..... [2]

- (c) Calculate the molar mass of magnesium oxide, MgO .

The relative atomic mass of Mg is 24 and of O is 16.

answer g/mol

[1]

[Total: 5]

8 This question is about acid-base titrations.

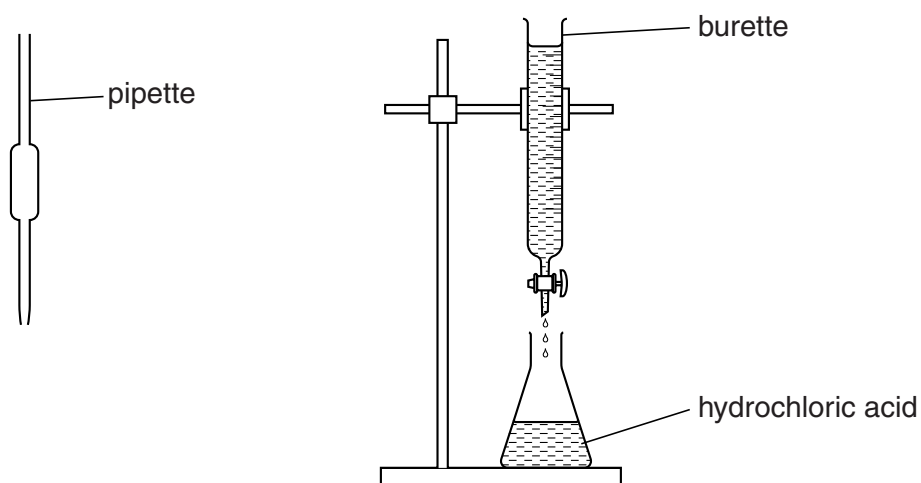
(a) Complete the table to show the colours of acid-base indicators.

Indicator	Colour in	
	Acid	Alkali
litmus	red	blue
phenolphthalein	colourless

[1]

(b) Brian neutralises dilute hydrochloric acid with sodium hydroxide solution.

Look at the apparatus he uses to do a titration.



He uses the pipette to measure 25.0 cm^3 of hydrochloric acid into the flask.

Describe how Brian completes the titration.

.....

.....

.....

.....

..... [3]

- (c) Brian does three more titrations.

Look at his results.

Titration number	1	2	3	4
Volume of sodium hydroxide added in cm ³	22.9	22.1	22.3	22.2

- (i) Calculate the mean (average) volume of sodium hydroxide solution added for titrations **2**, **3** and **4**.

mean volume of sodium hydroxide solution added = cm³ [1]

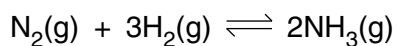
- (ii) Titration **1** was not included in the calculation of the mean volume of sodium hydroxide added.

Suggest why.

..... [1]

[Total: 6]

- 9 Ammonia is made from nitrogen and hydrogen in a **reversible** reaction, which reaches an **equilibrium**.



Look at **Table 1**.

It shows the percentage of ammonia in the equilibrium mixture at 450 °C and different **pressures**.

Pressure in atmospheres	Percentage (%) of ammonia at 450 °C
1	0.2
50	9.5
100	16.2
200	25.3

Table 1

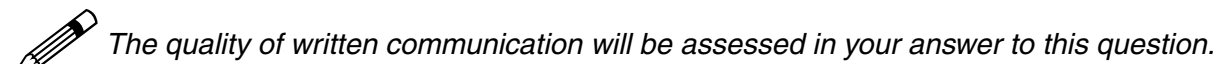
Look at **Table 2**.

It shows the percentage of ammonia in the equilibrium mixture at 300 atmospheres and different **temperatures**.

Temperature in °C	Percentage (%) of ammonia at 300 atmospheres
400	50
450	35
500	25
550	17

Table 2

How does changing the pressure and temperature affect the position of equilibrium?



..... [6]

© OCR 2013

Turn over

10 Look at the table.

It shows information about the contents of 3 foods.

It also shows the Guideline Daily Amounts (GDA) for an adult.

Food contents	Small pizza	Chicken curry	Fish in cheese sauce	GDA for an adult
Energy in calories	396	384	200	2000
Protein in g	16.9	41.4	22.8	45
Carbohydrate in g	51.3	11.0	2.9	230
Fat in g	13.7	19.2	10.8	70
Sodium in g	0.7	0.9	0.4	2.3

(a) Look at the information for the chicken curry.

What percentage of the GDA for **fat** is in the chicken curry?

answer %

[2]

(b) A scientist writes a summary about the contents of food.

The contents of food

- 1 Too much energy content causes obesity.
- 2 Proteins are needed for growth and repair.
- 3 Carbohydrates provide energy but eating too much causes obesity.
- 4 Fats can be stored as body fat and can cause heart disease.
- 5 Too much sodium can cause heart disease.

Which of the 3 foods in the table is the most healthy?

Use the summary and the information in the table to help explain your answer.

.....

.....

.....

..... [2]

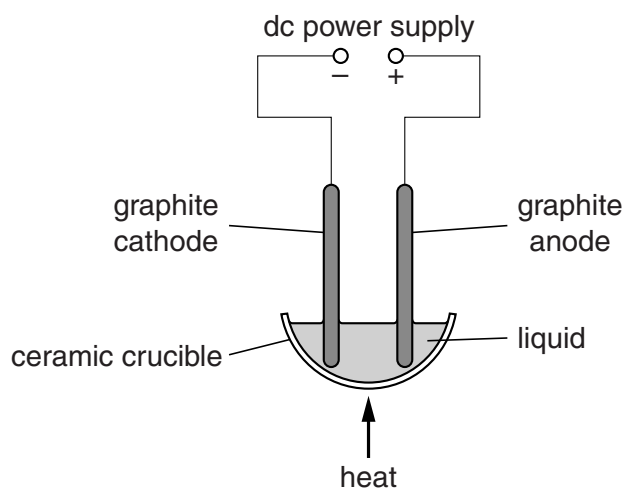
[Total: 4]

SECTION C – Module C6

- 11 (a) Joel's teacher investigates the electrolysis of four liquids.

The first liquid he uses is melted sodium chloride.

Look at the apparatus he uses.



The table shows the products made.

Liquid	Product at cathode	Product at anode
lead bromide	lead	bromine
lead iodide	lead	iodine
sodium chloride	sodium
potassium iodide	iodine

- (i) Complete the table. [2]
- (ii) Sodium chloride contains sodium ions, Na^+ , and chloride ions, Cl^- .

Solid sodium chloride does **not** conduct electricity, but **melted** sodium chloride **does** conduct electricity.

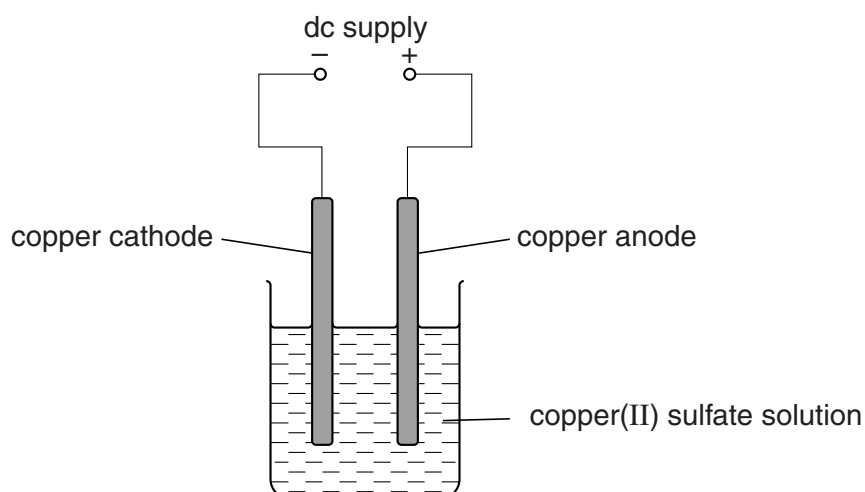
Explain why.

.....

.....

..... [2]

(b) Joel passes an electric current through **copper(II) sulfate solution**.



Joel does four experiments.

Joel changes either the **time** or the **current**.

Copper is made at the cathode.

He measures how much copper is made in each experiment.

Experiment	Current in amps	Time in minutes	Mass of copper made in g
1	0.15	5	0.20
2	0.30	5	0.40
3	0.15	10	0.40
4	0.60	10	1.60

Joel concludes that the amount of copper made is **proportional** to **both** the current **and** to the time.

Show how the results support this conclusion.

.....

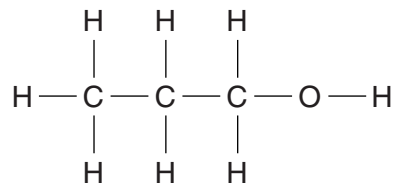
.....

..... [2]

[Total: 6]

12 Propanol and ethanol are alcohols.

(a) Look at the displayed formula of propanol.



Propanol is **not** a hydrocarbon.

Explain why.

.....
 [1]

(b) Ethanol can be made from ethene.

Look at the word equation.



Write down the name of this type of reaction.

Choose from the list.

displacement

electrolysis

hydration

galvanising

answer [1]



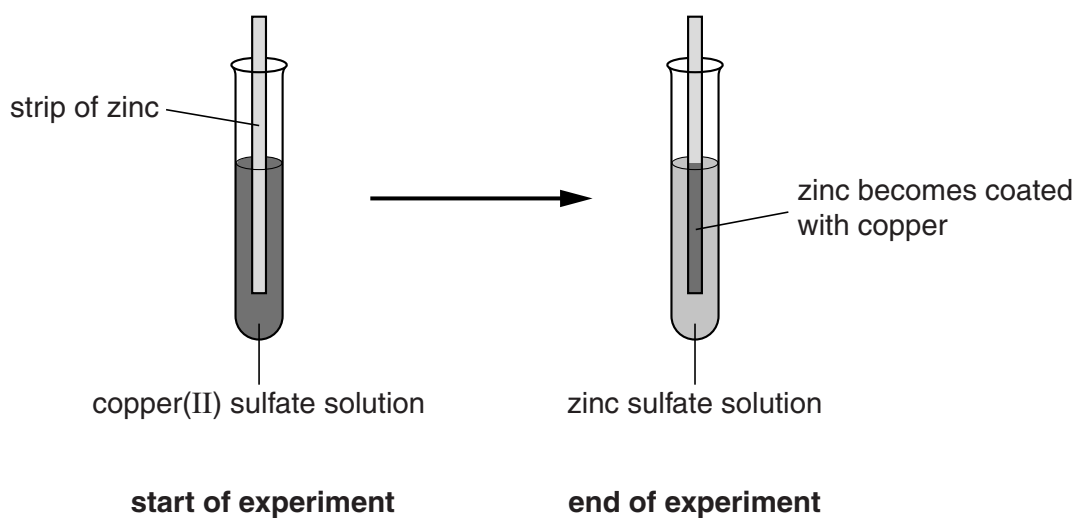
The quality of written communication will be assessed in your answer to this question.

..... [6]

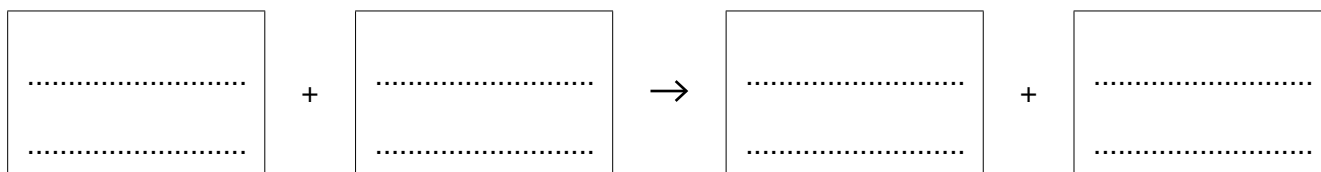
[Total: 8]

13 Jill investigates the reactivity of some metals.

Look at the diagram. It shows what happens when she puts a strip of zinc into copper(II) sulfate solution.



(a) Write the **word** equation for the reaction between zinc and copper(II) sulfate solution.



[1]

- (b) Jill repeats the experiment with other metals and solutions.

Look at her table of results.

Solution used	Metal being added			
	Iron	Copper	Magnesium	Zinc
Iron(II) sulfate		X	✓	✓
Copper(II) sulfate	✓		✓	✓
Magnesium sulfate	X	X		X
Zinc sulfate	X	X	✓	

X = no reaction

✓ = metal reacts

Write down the **four** metals, copper, iron, magnesium and zinc, in order of reactivity.

Use the table of results to help you. The first metal has been completed for you.

most reactive metal magnesium

.....

.....

least reactive metal

[1]

- (c) Jill finds out that copper reacts with silver nitrate solution.

Predict what will happen if Jill puts a strip of **copper** into a solution of **silver nitrate**.

Explain your answer.

.....

.....

..... [2]

[Total: 4]

14 This question is about hard and soft water.

(a) Jean investigates which ions cause hardness in water.

She has four different water samples, **A**, **B**, **C** and **D**.

She shakes 10 cm³ of each water sample with 0.5 cm³ of soap solution.

Water sample	Ions present in water sample	Reaction with soap solution
A	Na ⁺ and Cl ⁻	no scum, lots of lather
B	Ca ²⁺ and Cl ⁻	lots of scum, no lather
C	K ⁺ and NO ₃ ⁻	no scum, lots of lather
D	Mg ²⁺ and NO ₃ ⁻	some scum, little lather

(i) Which sample of water is the **hardest**?

Choose from **A**, **B**, **C** or **D**.

..... [1]

(ii) The results show that Cl⁻ does **not** cause water to be hard.

Explain why.

.....
 [1]

(b) Jean investigates different types of water softeners.

Write about different ways hard water can be softened.

.....

 [2]

[Total: 4]

- 15 Chlorofluorocarbons, CFCs, were used in the 1970s.

Scientists found evidence that CFCs cause holes in the ozone layer.

This allows more ultraviolet light to reach the surface of the Earth.

- (a) Describe some of the medical problems caused by the increasing levels of ultraviolet light.

.....
.....
..... [2]

- (b) The use of chlorofluorocarbons such as CCl_3F has now been banned in the UK.

Hydrofluorocarbons such as C_2HF_5 are now being used instead.

Explain which formula, CCl_3F or C_2HF_5 , contains the **most** atoms.

.....
..... [1]

[Total: 3]

SECTION D

- 16** Scientists are concerned about the pollution of both the air and water.

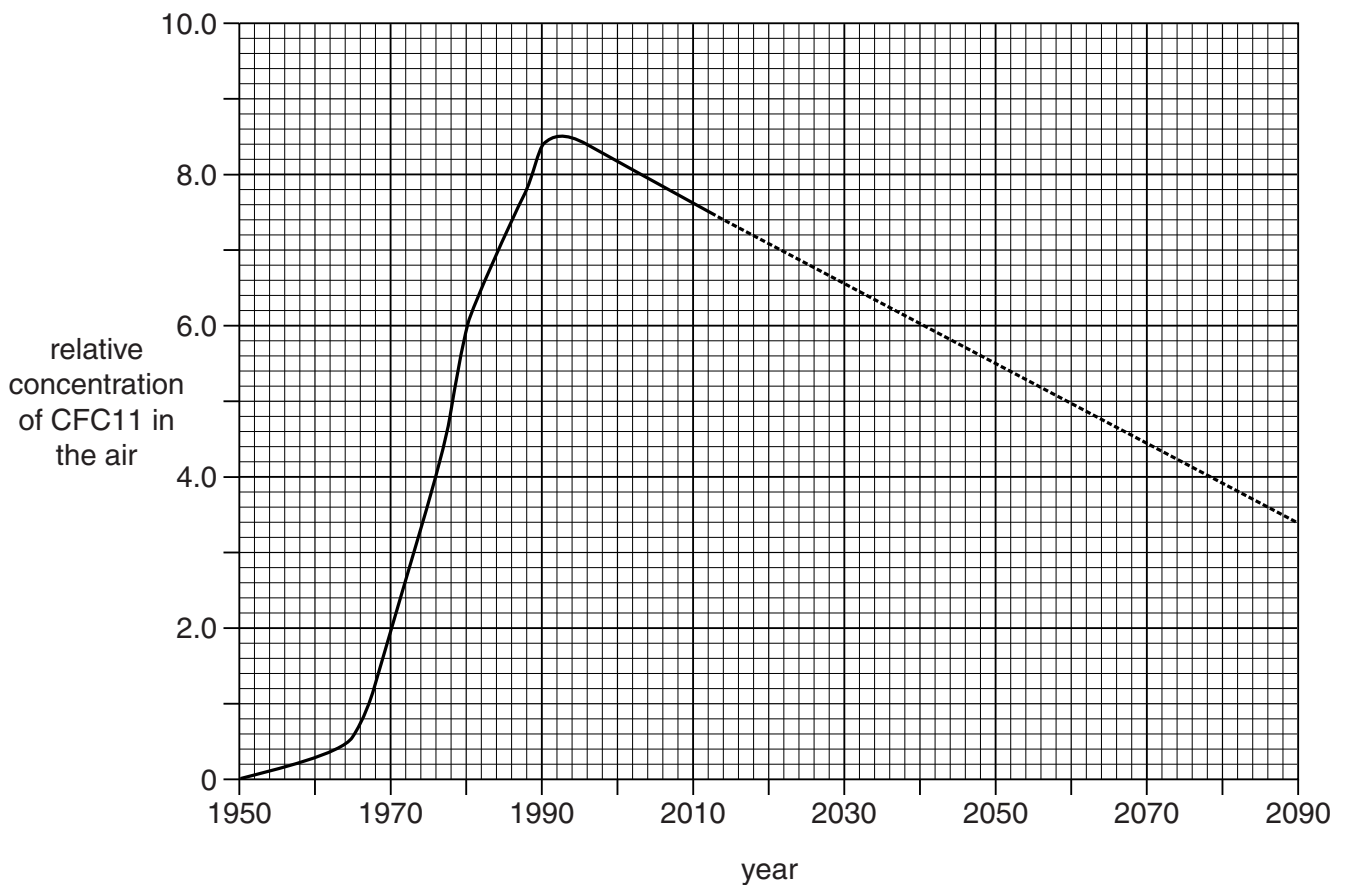
Chlorofluorocarbons, CFCs, are pollutants found in the air.

CFC11 is a chlorofluorocarbon.

Look at the graph.

It shows how the concentration of CFC11 in the air has changed between 1950 and 2013.

The dotted line shows how it may change up to 2090.



- (a)** Describe how the concentration of CFC11 has changed from 1950 until 2013.

.....

.....

..... [2]

- (b) Many countries signed an international agreement to ban the use of CFCs.

Use the graph to suggest in which year the ban first started.

Explain your answer.

.....
.....
..... [2]

- (c) CFC11 dissolves in rainwater.

Some rainwater collects underground.

Once underground, the concentration of CFC11 in the water does not change.

In 2013, a scientist analyses some underground rainwater.

She finds that when this rainwater fell the concentration in the air was 2.0 units.

Use the graph to decide how many years this rainwater has been underground.

.....
..... [2]

- (d) Look at the graph.

Estimate the year when the concentration of CFC11 will drop to 50% of the 2003 value.

.....
..... [2]

(e) CFC12 is another chlorofluorocarbon.

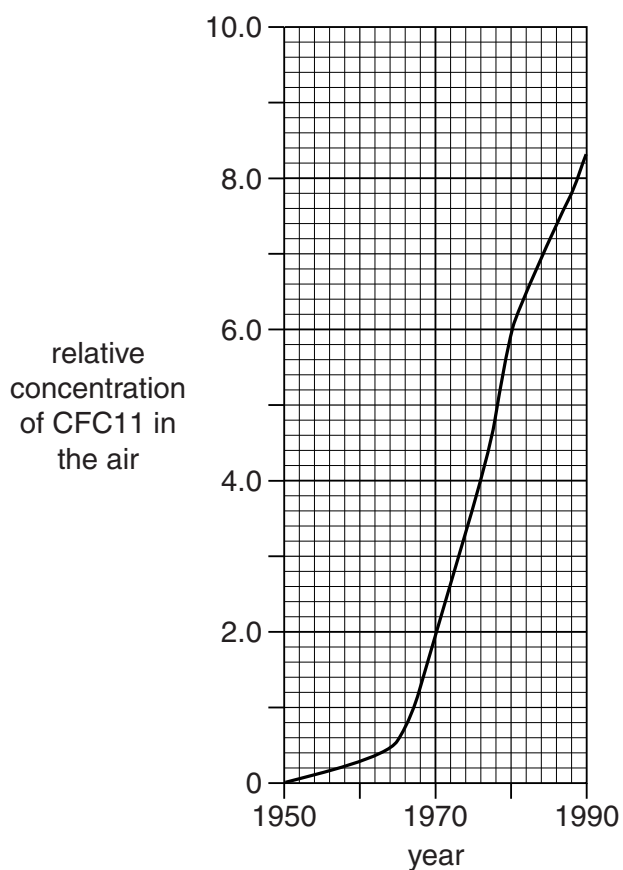
Look at the table.

It shows how the concentration of **CFC12** in the air has changed between 1950 and 1990.

Year	Relative concentration of CFC12 in the air
1950	0
1960	0.1
1970	1.2
1980	4.0
1990	4.3

Look at this graph.

It shows how the concentration of **CFC11** in the air has changed between 1950 and 1990.



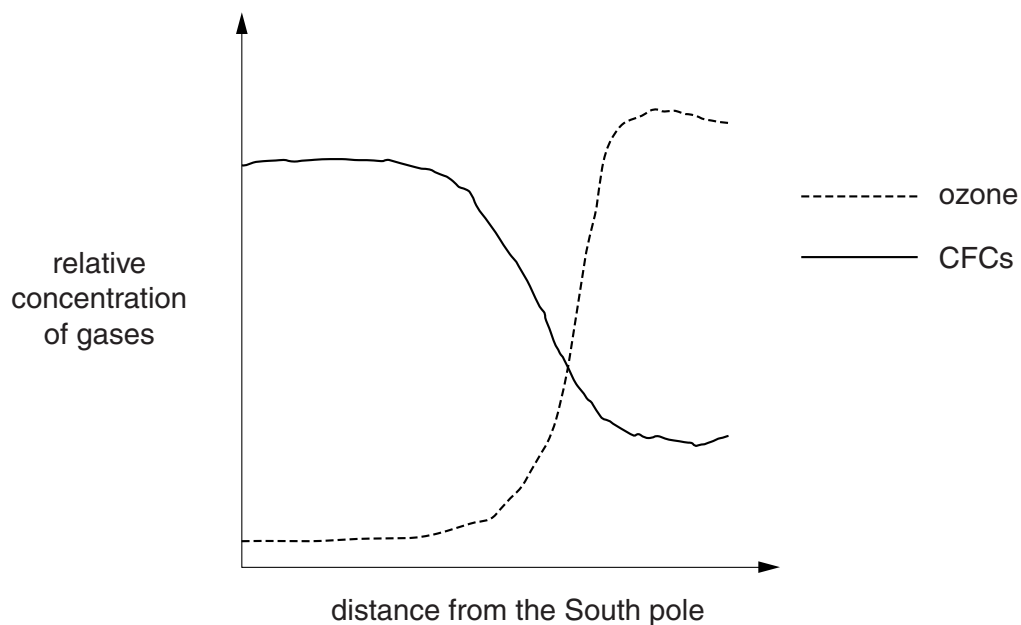
How does the concentration of CFC12 compare with that of CFC11?

..... [1]

- (f) Scientists think that CFCs cause ozone depletion.

Look at the graph.

It shows how the ozone concentration and CFCs concentration change with increasing distance from the South Pole.



How does the information in the graph support the idea that CFCs cause ozone depletion?

.....

..... [1]

[Total: 10]

END OF QUESTION PAPER

30
BLANK PAGE

PLEASE DO NOT WRITE ON THIS PAGE

PLEASE DO NOT WRITE ON THIS PAGE



Copyright Information

OCR is committed to seeking permission to reproduce all third-party content that it uses in its assessment materials. OCR has attempted to identify and contact all copyright holders whose work is used in this paper. To avoid the issue of disclosure of answer-related information to candidates, all copyright acknowledgements are reproduced in the OCR Copyright Acknowledgements Booklet. This is produced for each series of examinations and is freely available to download from our public website (www.ocr.org.uk) after the live examination series.

If OCR has unwittingly failed to correctly acknowledge or clear any third-party content in this assessment material, OCR will be happy to correct its mistake at the earliest possible opportunity.

For queries or further information please contact the Copyright Team, First Floor, 9 Hills Road, Cambridge CB2 1GE.

OCR is part of the Cambridge Assessment Group; Cambridge Assessment is the brand name of University of Cambridge Local Examinations Syndicate (UCLES), which is itself a department of the University of Cambridge.

© OCR 2013

*The lanthanoids (atomic numbers 58-71) and the actinoids (atomic numbers 90-103) have been omitted.

The relative atomic masses of copper and chlorine have not been rounded to the nearest whole number.