



Oxford Cambridge and RSA

**Monday 3 June 2019 – Afternoon****GCSE (9–1) Economics****J205/02 National and International Economics****Time allowed: 1 hour 30 minutes****You may use:**

- a scientific or graphical calculator

Please write clearly in black ink. **Do not write in the barcodes.**

Centre number

--	--	--	--	--

Candidate number

--	--	--	--

First name(s)

---

Last name

---

**INSTRUCTIONS**

- Use black ink.
- Answer **all** the questions.
- Write your answer to each question in the space provided. If additional space is required, use the lined page(s) at the end of this booklet. The question number(s) must be clearly shown.

**INFORMATION**

- The total mark for this paper is **80**.
- The marks for each question are shown in brackets [ ].
- Quality of extended response will be assessed in questions marked with an asterisk (\*).
- This document consists of **24** pages.

## 2

## SECTION A

Answer **all** the questions in this section.

**Write your answer for each question in the box provided.**

**1** Which of the following is usually seen as a benefit of economic growth?

- A** People migrate towards the large cities
- B** Pollution levels are stabilised
- C** The government receives greater tax revenues
- D** The price level is likely to rise

Your answer

**[1]**

**2** A government increases income tax on higher income groups. Which of the following is a benefit of this policy?

- A** It affects incentives to work
- B** It encourages household savings
- C** It makes income distribution more even
- D** It reduces the reliance on benefits

Your answer

**[1]**

**3** An economy has a current account deficit of £10 billion. Its national output is £200 billion. What is the deficit as a percentage of national output?

- A** 5%
- B** 10%
- C** 20%
- D** 50%

Your answer

**[1]**

3

4 Which of the following has been a driving factor of globalisation?

- A Better communications
- B Greater environmental damage
- C Higher taxation on imports
- D Increased transport costs

Your answer

☐

[1]

5 The government wishes to correct a problem of a negative externality. Its **best** policy is to

- A lower income taxes on consumers
- B raise income taxes on consumers
- C subsidise the producer of the externality
- D tax the producer of the externality

Your answer

☐

[1]

6 During 2018, a country experienced a rise in economic growth. Which of the following changes in the country may have had this effect?

- A A decrease in the literacy rate
- B A fall in the level of labour productivity
- C An improvement in the quality of capital goods
- D An increase in the rate of inflation

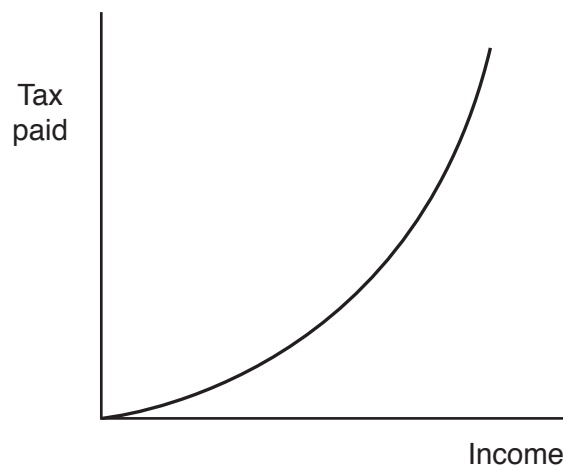
Your answer

☐

[1]

4

- 7 The diagram shows the relationship between income and tax paid.



This is an example of a

- A capital gains tax
- B progressive tax
- C tax on imports
- D value added tax

Your answer

☐

[1]

- 8 During production of a good, a firm releases a harmful gas into the atmosphere. This is **best** described as

- A a lack of government regulation
- B a negative externality
- C an input of the primary sector
- D an output of the secondary sector

Your answer

☐

[1]

5

- 9 Which of the following will help to create a balance of payments surplus on the UK current account?
- A A UK government purchase of American aircraft
  - B A subsidy to UK producers of exported goods
  - C An increase in UK government tax revenue
  - D An increase in UK government investment

Your answer

☐

[1]

- 10 Which of the following is **most** likely to be a benefit of globalisation to producers in developed countries?
- A A fall in unemployment
  - B Higher environmental standards
  - C Increased competition
  - D Lower wage rates

Your answer

☐

[1]

- 11 Interest rates fall. Which of the following is **most** likely to fall as a result?
- A Firms' investment
  - B Household savings
  - C Overall employment
  - D Gross domestic product

Your answer

☐

[1]

12

	Earnings per hour (£)	Value of savings (£)
Ann	20	4000
Barry	25	3000
Charles	30	2000
Dawn	40	1000

The table shows the financial position of four people. Which of them has the greatest wealth?

- A Ann
- B Barry
- C Charles
- D Dawn

Your answer

[1]

13 Which statement **best** describes a current account surplus?

- A Revenue from the export of goods and services exceeds the country's spending on imports
- B Revenue from all taxes and other government revenue exceeds government expenditure
- C Sum of all incomes in the country exceeds the total value added of all goods and services
- D Sum of export revenue and the inflow of income and transfers exceeds the outflow on imports, income and transfers

Your answer

[1]

- 14** The table shows the UK's total tax revenue in £ billion GBP.

Year	UK Total Tax Revenue in £ billion GBP
2012–13	473.8
2013–14	493.6
2014–15	515.3
2015–16	533.7
2016–17	569.3
2017–18	594.3

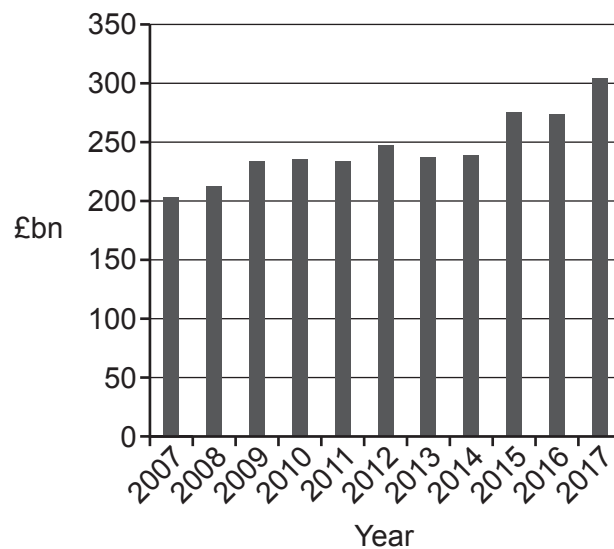
In which year did the UK's total tax revenue increase the most?

- A** 2014–2015  
**B** 2015–2016  
**C** 2016–2017  
**D** 2017–2018

Your answer

[1]

- 15** The chart shows the revenue for the UK government from indirect taxes from 2007 to 2017.



In how many years was the indirect tax revenue between £200bn and £250bn?

- A** 7  
**B** 8  
**C** 9  
**D** 10

Your answer

[1]

8

- 16 The government brings in new legislation to ban the use of sugar in sweets and soft drinks. What is the **main** opportunity cost to the government of enforcing this ban? The money spent on
- A enforcement could have been spent on other activities
  - B government provision of sweets and soft drinks
  - C providing information about the danger of too much sugar
  - D regulating the imports of foreign-made products

Your answer

☐

[1]

- 17 As a result of globalisation, a less developed country has specialised in copper mining. Which of the following effects would have an impact on the environmental sustainability of the country?
- A Greater competition from other countries
  - B Increased unemployment in other industries
  - C Overuse of scarce resources
  - D Reduction in choice for consumers

Your answer

☐

[1]

- 18 The UK has a current account deficit. Which of the following is **most** likely to lead to this continuing in the future?
- A Falling domestic demand
  - B Greater capital imports
  - C Higher overseas investment
  - D Lower productivity

Your answer

☐

[1]



19 Economic growth is measured by

- A  $\frac{\text{Change in GDP}}{\text{Change in population}}$
- B  $\frac{\text{Change in GDP}}{\text{Previous GDP}} \times 100$
- C New GDP – Previous GDP
- D  $\frac{\text{Total GDP}}{\text{Previous GDP}} \times 100$

Your answer

☐

[1]

20 Which statement about a government's balanced budget is correct?

- A Expenditure on exports equals expenditure on imports
- B Tax revenue comes equally from direct and indirect taxes
- C Tax revenue is equal to government spending
- D Total value added of all products produced equals total income

Your answer

☐

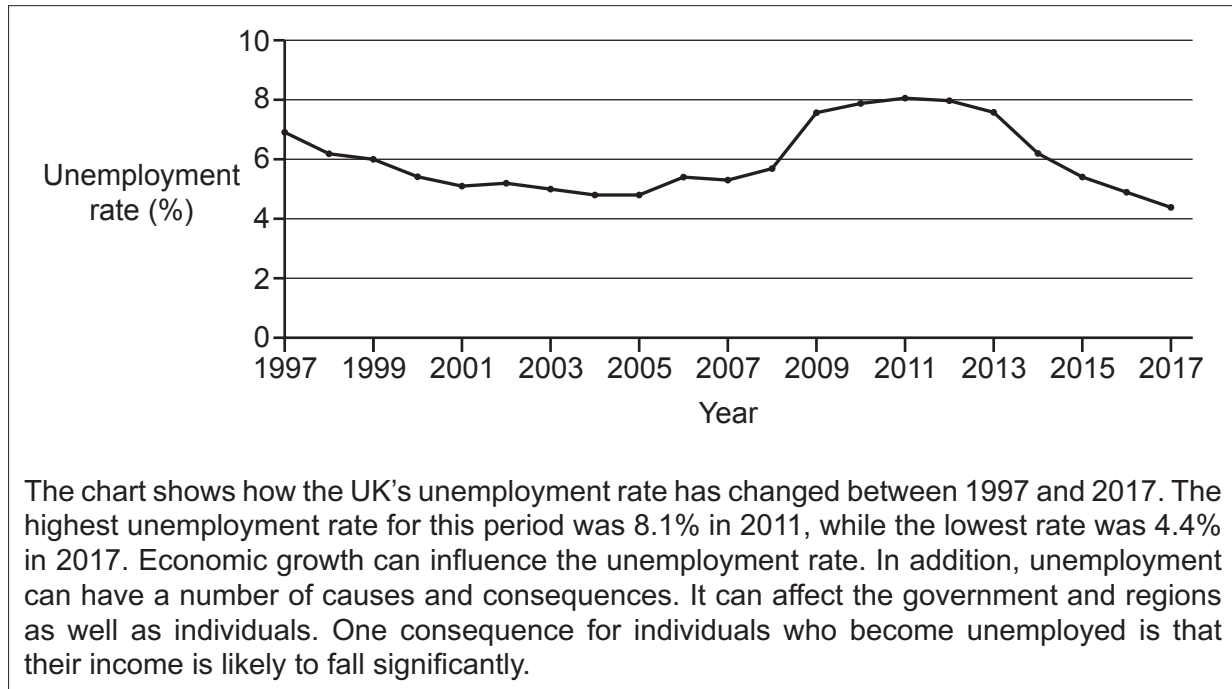
[1]

10

## SECTION B

Answer **all** the questions in this section.

21



**Extract 1: The UK unemployment rate 1997–2017**

- (a) Explain, with reference to **Extract 1**, how economic growth may have influenced the change in unemployment between 2011 and 2017.

.....

.....

.....

..... [2]

- (b) Explain **one** type of unemployment.

.....

.....

.....

..... [2]

- [6]

12

- (d) (i) State what is meant by 'the unemployment rate'.

.....

.....

.....

..... [2]

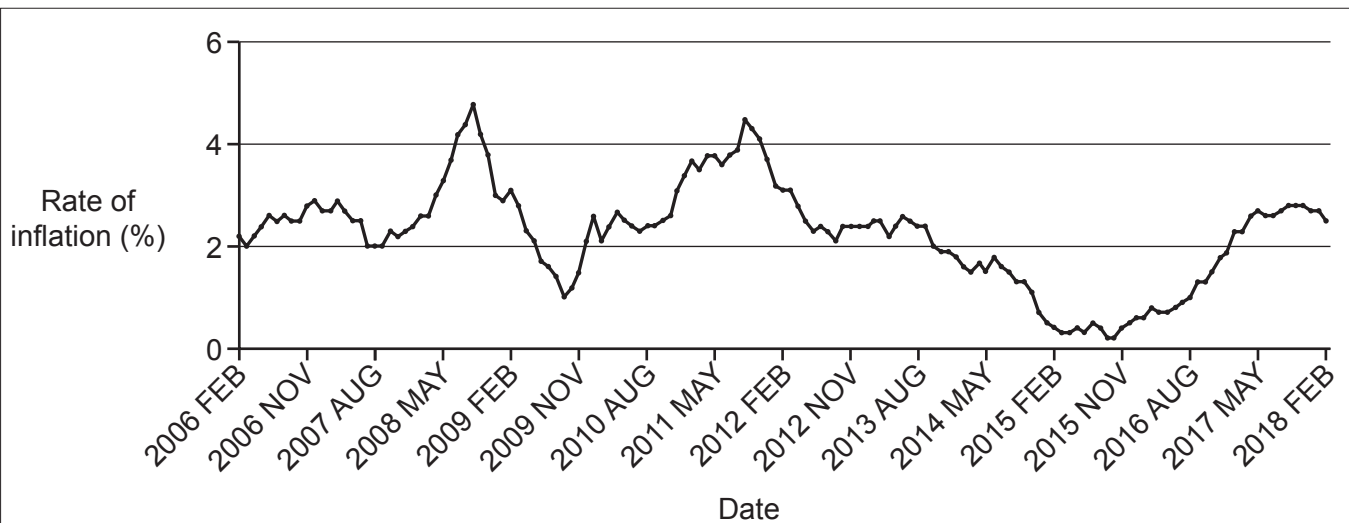
- (ii) A country has a working population of 35 million and 2 million are unemployed. Calculate the unemployment rate. Show your working.

Answer ..... [2]

**(iii)\*** Evaluate the consequences of unemployment for individuals.

Use the information given in **Extract 1** on page 10 and your own knowledge.

..... [6]



The chart shows the UK rate of inflation as measured by the Consumer Prices Index (CPI) between 2006 and 2018. The rate of inflation has varied between a high of 4.8% in Sept 2008 and a low of 0.2% in Sept 2015. Inflation affects various groups in the economy including producers, consumers and savers. The government has an objective of price stability and sets a target rate of inflation of 2% per year. It has various policies which it can use to try to achieve this target, including supply side policies, such as education and training and reducing direct taxes on workers and firms. Supply side policies may, however, have costs as well as benefits. Cuts in direct taxes, for example, may not only encourage more people to work but could also lead to rising inflation.

### Extract 2: UK Rate of Inflation 2006–2018

- (a) Explain, using the chart in **Extract 2**, what happened to the price level between August 2013 and February 2015.

.....

.....

.....

..... [2]

- (b) Explain, with reference to the chart in **Extract 2**, how the real value of savings would have been affected by inflation.

.....

.....

.....

..... [2]

**(c)** Analyse how inflation may affect producers.

[6]

(d) (i) State what is meant by 'price stability'.

.....

.....

.....

..... [2]

(ii) Explain how the supply side policy of education and training may help to achieve price stability.

.....

.....

.....

..... [2]



(iii)\* Evaluate the costs of using supply side policies to achieve price stability.

Use the information given in **Extract 2** on page 14 and your own knowledge.

[6]

The UK's exchange rate is determined by the forces of supply and demand. The exchange rate measures the price of the UK's currency, the pound (£), in terms of another currency. The table below shows the value of the pound (£) in terms of euros (€) for 2008 to 2017. (The figure given is the average for that year.)

Year	Euros (€) to £1
2008	1.26
2009	1.12
2010	1.16
2011	1.15
2012	1.23
2013	1.18
2014	1.24
2015	1.37
2016	1.22
2017	1.14

The euro is the currency used by many European countries including France, Germany, Italy and Spain. Changes in the exchange rate will have effects on exports and imports and the economy in general. Consumers in the UK may be affected by movements in the exchange rate in a number of ways; for example, goods which they buy from abroad may change in price.

### Extract 3: The Pound (£) to Euro (€) exchange rate 2008–2017

- (a) Calculate the change in the amount of euros you get to the pound (£) between 2009 and 2015. Show your working.

Answer ..... [2]

- (b) A UK firm earned €5700 by exporting goods to France in 2017. Calculate, using **Extract 3**, the firm's income in pounds (£). Show your working.

Answer ..... [2]

- (c)** Using a diagram, analyse how a rise in the supply of pounds may have changed the exchange rate against the euro between 2015 and 2017.

..... [6]

(d) (i) State what is meant by 'imports'.

.....

.....

.....

..... [2]

(ii) Explain how a rise in imports may affect employment in the UK.

.....

.....

.....

..... [2]

- (iii)\* Evaluate whether the change in the exchange rate between 2015 and 2017 would benefit consumers in the UK.

Use the information given in **Extract 3** on page 18 and your own knowledge.

..... [6]

**END OF QUESTION PAPER**



[illegible]

[illegible]

**OCR**  
Oxford Cambridge and RSA

### Copyright Information

OCR is committed to seeking permission to reproduce all third-party content that it uses in its assessment materials. OCR has attempted to identify and contact all copyright holders whose work is used in this paper. To avoid the issue of disclosure of answer-related information to candidates, all copyright acknowledgements are reproduced in the OCR Copyright Acknowledgements Booklet. This is produced for each series of examinations and is freely available to download from our public website ([www.ocr.org.uk](http://www.ocr.org.uk)) after the live examination series.

If OCR has unwittingly failed to correctly acknowledge or clear any third-party content in this assessment material, OCR will be happy to correct its mistake at the earliest possible opportunity.

For queries or further information please contact The OCR Copyright Team, The Triangle Building, Shaftesbury Road, Cambridge CB2 8EA.

OCR is part of the Cambridge Assessment Group; Cambridge Assessment is the brand name of University of Cambridge Local Examinations Syndicate (UCLES), which is itself a department of the University of Cambridge.