

**OCR**

Oxford Cambridge and RSA

**Tuesday 9 June 2015 – Morning****GCSE HOME ECONOMICS****Child Development****B013/01** Principles of Child Development


Candidates answer on the Question Paper.

**OCR supplied materials:**

None

**Other materials required:**

None

**Duration:** 1 hour 30 minutes

Candidate forename		Candidate surname	
-----------------------	--	----------------------	--

Centre number						Candidate number				
---------------	--	--	--	--	--	------------------	--	--	--	--

**INSTRUCTIONS TO CANDIDATES**

- Write your name, centre number and candidate number in the boxes above. Please write clearly and in capital letters.
- Use black ink. HB pencil may be used for graphs and diagrams only.
- Answer **all** the questions.
- Read each question carefully. Make sure you know what you have to do before starting your answer.
- Write your answer to each question in the space provided. If additional space is required, you should use the lined pages at the end of this booklet. The question number(s) must be clearly shown.
- Do **not** write in the bar codes.

**INFORMATION FOR CANDIDATES**

- The number of marks is given in brackets [ ] at the end of each question or part question.
- The total number of marks for this paper is **80**.
- Your quality of written communication is assessed in the question marked with an asterisk (\*).
- This document consists of **16** pages. Any blank pages are indicated.

1 Toys help a child's development.

(a) Look at the list below.

Emotional	Intellectual	Creative
Physical	<del>Social</del>	Imaginative

Choose **one** different type of development for each of the following toys.

Use each word only once. The first one has been done for you.

	Toy	Type of development
	Snap card game	Social
	Soft toy	
	Book	
	Slide	
	Dressing up clothes	
	Paints	

[5]

3

(b) State what is meant by the following terms.

(i) Cognitive skills

..... [1]

(ii) A concept

..... [1]

(iii) Self-esteem

..... [1]

(iv) Siblings

..... [1]

(c) Temper tantrums are expressions of children's feelings.

(i) Give **three** reasons why a young child may have a temper tantrum.

1 .....

.....

2 .....

.....

3 .....

.....

[3]

(ii) Identify **three** ways a parent/carer should deal with a temper tantrum in a young child.

1 .....

.....

2 .....

.....

3 .....

.....

[3]

[Total: 15]

2 A family is a basic unit of society.

(a) Describe **three** different types of family structure.

- 1 .....
- .....
- .....
- 2 .....
- .....
- .....
- 3 .....
- .....
- .....
- [6]

(b) The safety of children is one responsibility of a family.

(i) Give **two** ways a parent/carer could help prevent a child from choking or suffocating.

- 1 .....
- 2 .....
- [2]

(ii) State **two** safety rules for storing medicines in the home.

- 1 .....
- 2 .....
- [2]

- (c) Accident statistics show the types and numbers of accidents that happen.

The table below shows the number of accidents to children under five years of age.

Accident	Number of accidents	Percentage
Falls	230 000	48
Struck by an object	111 000	23
Poisoning	68 000	15
Thermal/burns	31 000	6
Cuts	26 000	5
Bites and stings	12 000	3

- (i) Identify the most common accident to children.

..... [1]

- (ii) What percentage of accidents are recorded as bites and stings?


..... [1]

- (iii) What number of accidents are recorded as cuts?

..... [1]

- (d) All toys sold in the U.K. have to be tested for safety.

- (i) Identify the safety label below.



..... [1]

- (ii) Give **one** other safety label that can be found on toys.

..... [1]

[Total: 15]

**3\*** Different types of day care provision are available for children under five years old.

- Describe the different types of day care provision available for children.
- Explain why parents/carers may use day care provision for their child.

**[15]**

.....

.....

.....

.....

.....

.....

.....

.....

.....

.....

.....

.....

.....

.....

.....

.....

.....

.....

.....




.....

.....

[illegible]

4 Parents/carers need to be well prepared for a new baby.

(a) Complete the table below with the approximate age a baby could begin to use each item of equipment.

	Approximate age
Baby bouncer 	(i) .....
High chair 	(ii) .....
Moses basket 	(iii) .....

[3]



(b) Explain **four** points to consider when buying a high chair.

- 1 .....
- .....
- .....
- 2 .....
- .....
- .....
- 3 .....
- .....
- .....
- 4 .....
- .....
- .....
- [8]

(c) All babies need clothing.

(i) What name is given to the first set of clothes for a new born baby?

..... [1]

(ii) Give **three** advantages of using disposable nappies.

- 1 .....
- 2 .....
- 3 .....
- [3]

10

(d) A doctor will examine a baby the day after it is born.

State **four** checks the doctor will carry out on the baby.

1 .....

2 .....

3 .....

4 .....

[4]

(e) What term refers to the first few weeks following the birth of a baby?

..... [1]

[Total: 20]

5 (a) Children can be vaccinated to help prevent some diseases.

(i) State the **three** diseases the DTaP vaccine helps to prevent.

- 1 .....
- 2 .....
- 3 ..... [3]

(ii) Give **two** other diseases children are usually vaccinated against before school age.

- 1 .....
- 2 ..... [2]

(iii) What is an "oral vaccine"?

..... [1]

(b) Below is a list of terms for the ways infectious diseases are spread.

Ingestion      Droplet      Contact

Complete the table below to match each example to the correct term.

Example	Term
Holding hands	
Eating a sandwich	
Sneezing	

[3]

12

(c) Children need a balanced diet to remain healthy.

(i) State why a child's diet should provide the following nutrients.

Calcium .....

.....

Protein .....

.....

[2]

(ii) Identify **two** good sources of animal protein.

1 .....

2 .....

[2]

(iii) Identify **two** good sources of vegetable protein.

1 .....

2 .....

[2]

[Total: 15]

END OF QUESTION PAPER



This image shows a full page of primary-ruled paper. It features a vertical solid line on the left side, creating a narrow margin. The rest of the page is filled with horizontal dashed lines, providing a guide for letter height and placement. There are no markings or text on the page.

This image shows a blank sheet of white paper designed for handwriting practice. It features a solid vertical line on the left side, creating a narrow margin. The rest of the page is filled with evenly spaced horizontal dashed lines, providing a guide for letter height and placement. There are no other markings, text, or illustrations on the page.

[illegible]

### Copyright Information

If OCR has unwittingly failed to correctly acknowledge or clear any third-party content in this assessment material, OCR will be happy to correct its mistake at the earliest possible opportunity.

OCR is part of the Cambridge Assessment Group; Cambridge Assessment is the brand name of University of Cambridge Local Examinations Syndicate (UCLES), which is itself a department of the University of Cambridge.