

OXFORD CAMBRIDGE AND RSA EXAMINATIONS
GCSE (9–1)
J560/04
MATHEMATICS

Paper 4 (Higher Tier)
THURSDAY 25 MAY 2017:
Morning

TIME ALLOWED: 1 hour 30 minutes
plus your additional time allowance
MODIFIED ENLARGED 24pt

First name						Last name					
Centre number						Candidate number					

YOU MAY USE:

A scientific or graphical calculator
Geometrical instruments
Tracing paper

READ INSTRUCTIONS OVERLEAF



INSTRUCTIONS

Use black ink. You may use an HB pencil for graphs and diagrams.

Complete the boxes on the first page with your name, centre number and candidate number.

Answer ALL the questions.

Read each question carefully before you start to write your answer.

Where appropriate, your answers should be supported with working. Marks may be given for a correct method even if the answer is incorrect.

Write your answer to each question in the space provided.

Additional paper may be used if required but you must clearly show your candidate number, centre number and question number(s).

INFORMATION

The total mark for this paper is 100.

The marks for each question are shown in brackets [].

Use the π button on your calculator or take π to be 3.142 unless the question says otherwise.

Answer ALL the questions.

1 Calculate.

(a) $\sqrt{\frac{4.8^2 + 3.6^2}{4}}$

(a) _____ [2]

(b) $\frac{1}{(2 \times 10^4) + (5 \times 10^3)}$

(b) _____ [2]

- 2 The length, L , of a steel rod is 8.3 m, correct to 1 decimal place.

Complete the error interval for length L .

$$\underline{\hspace{2cm}} \leq L < \underline{\hspace{2cm}} \quad [2]$$

3 (a) Write 504 as the product of its prime factors.

(a) _____ [3]

(b) Find the lowest common multiple (LCM) of 180 and 504.

(b) _____ [2]

- 4 Find the value of s when $u = 12$, $a = 10$ and $t = 4$.

$$s = ut + \frac{1}{2}at^2$$

_____ [2]

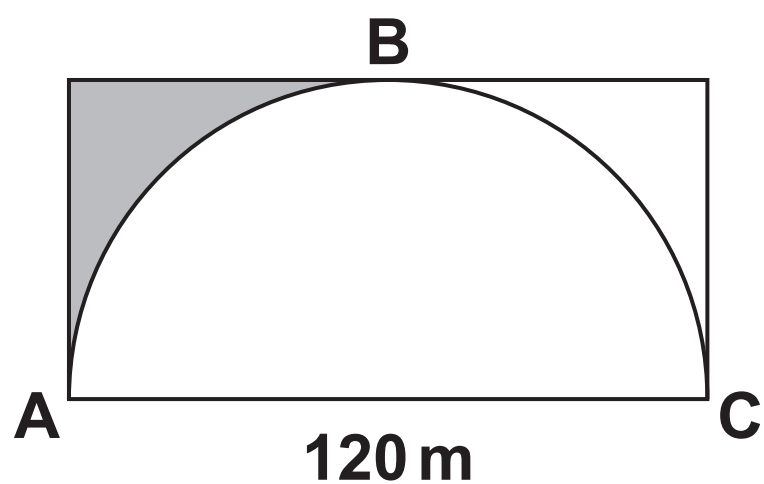
- 5 Mo's tyre pressure gauge shows a reading which is 12% higher than the actual pressure.

What is the actual pressure when Mo's gauge shows 38.64?

_____ [3]

- 6 The diagram shows a semi-circle inside a rectangle of length 120 m.
The semi-circle touches the rectangle at A, B and C.

NOT TO SCALE

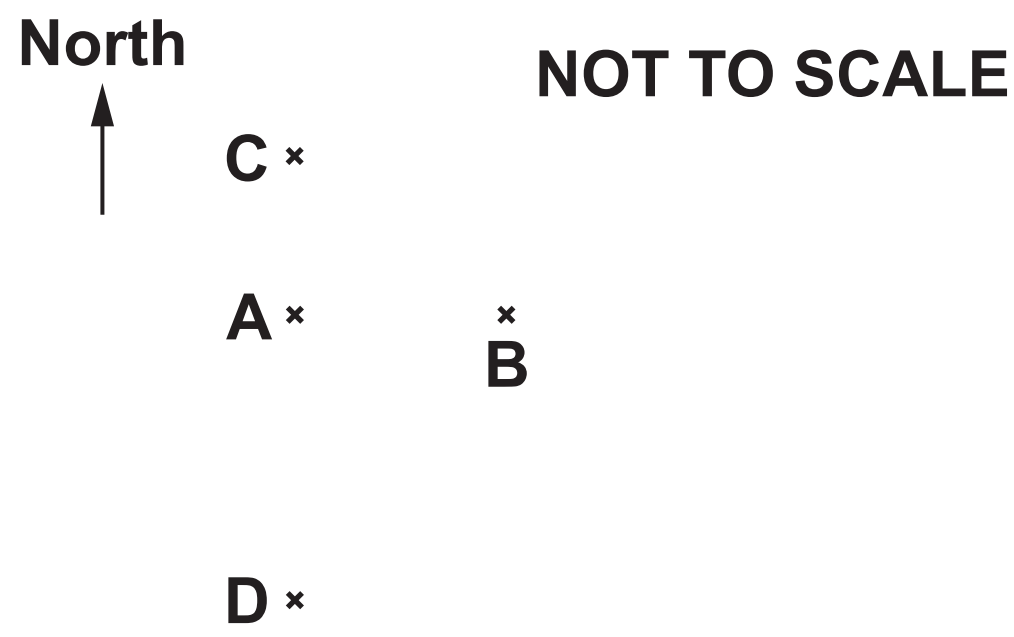


Calculate the PERIMETER of the shaded region.
Give your answer correct to 3 significant figures.

_____ m [5]

7 A, B, C and D are four towns.

B is 25 kilometres due East of A.
C is 25 kilometres due North of A.
D is 45 kilometres due South of A.



(a) Work out the bearing of B from C.

(a) _____° [2]

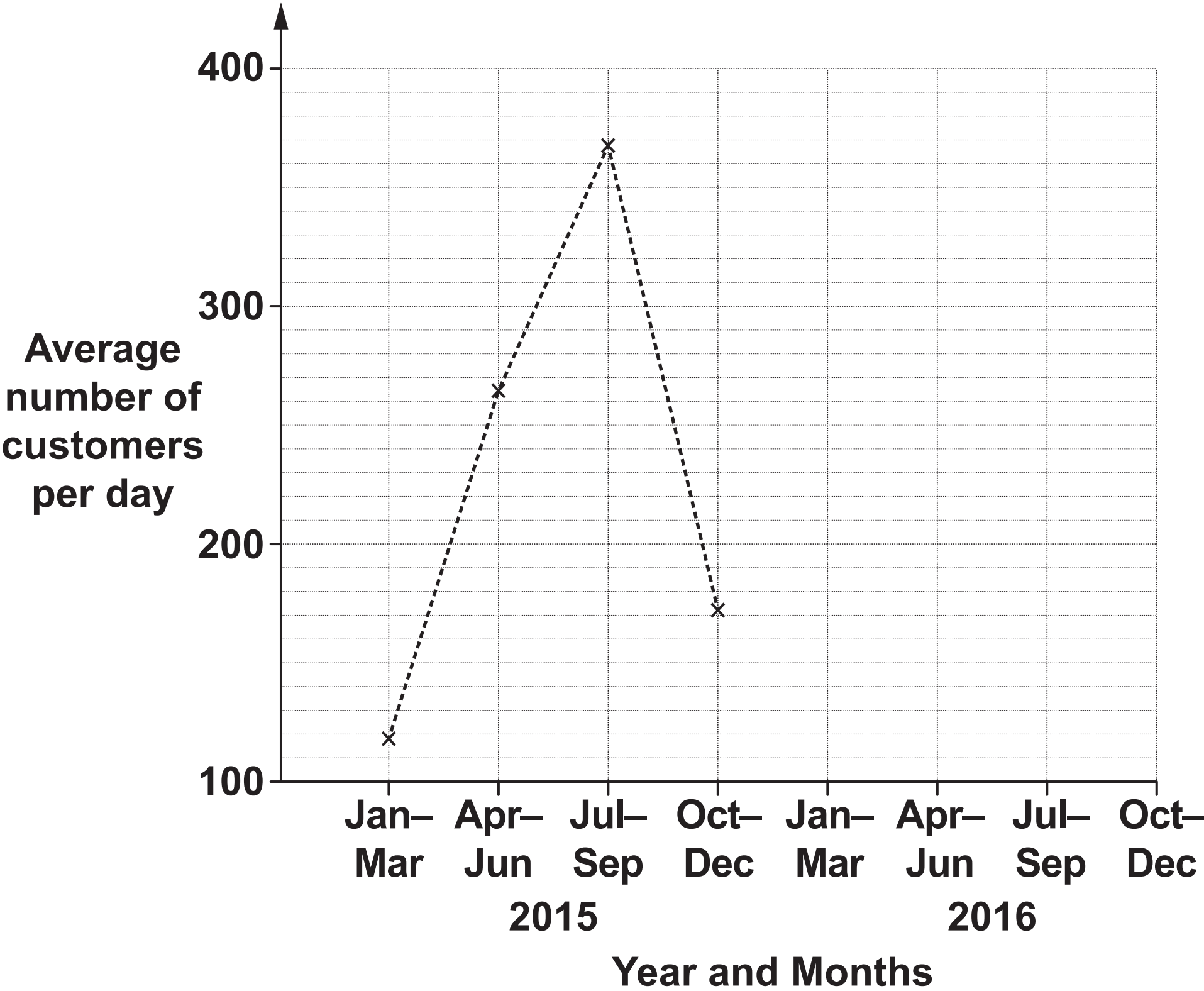
(b) Calculate the bearing of D from B.

(b) _____° [4]

8 The table shows the average number of customers per day entering a shop.

	2015				2016			
Months	Jan-Mar	Apr-Jun	July-Sep	Oct-Dec	Jan-Mar	Apr-Jun	July-Sep	Oct-Dec
Average number of customers per day	119	264	368	172	130	304	381	192

(a) Complete the time series graph below. [2]



(b) Make two different comments comparing the number of customers entering the shop in 2015 and 2016.

Comment 1 _____

Comment 2 _____

[2]

9 Each week Dan drives two routes, route X and route Y.

**One week he drives route X three times and route Y twice.
He drives a total of 134 miles that week.**

**Another week he drives route X twice and route Y five times.
He drives a total of 203 miles that week.**

(a) Find the length of each route.

(a) route X = _____ miles

route Y = _____ miles [5]

**(b) State an assumption that has been made in answering
part (a).**

_____ [1]

- 10 On 1st November 2015 there were 4200 trees planted in a wood.
On 1st November 2016, only 3948 of these trees were still alive.**

It is assumed that the number of trees still alive is given by

$$N = ar^t$$

where N is the number of trees still alive t years after 1st November 2015.

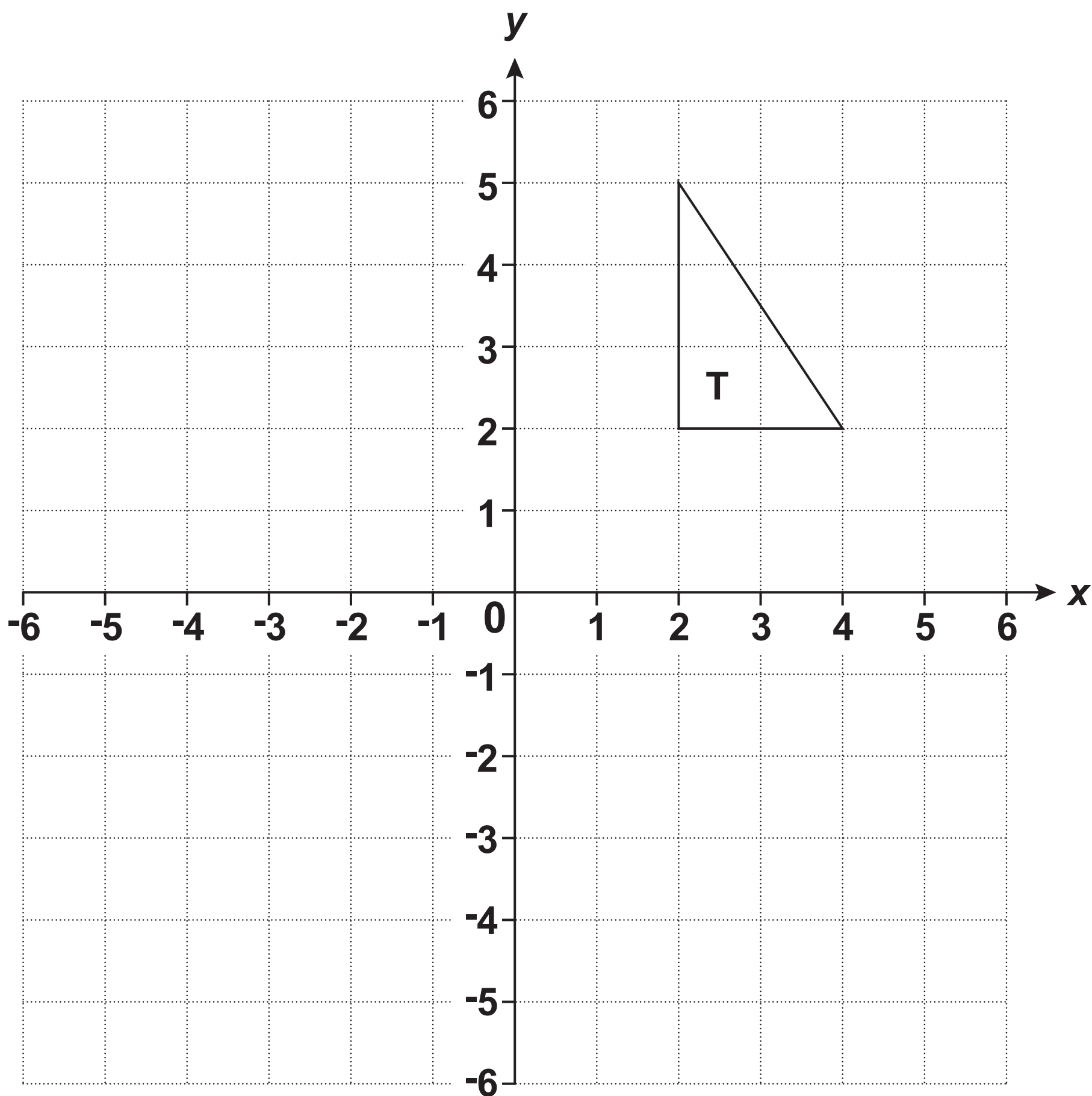
(a) Write down the value of a .

(a) _____ [1]

(b) Show that r is 0.94. [2]

(c) Show that on 1st November 2030 the number of trees still alive is predicted to have decreased by over 60% compared with 1st November 2015. [3]

11 Triangle T is drawn on a coordinate grid.



(a) Translate triangle T using the vector $\begin{pmatrix} -3 \\ 1 \end{pmatrix}$. [2]

(b) Describe fully the SINGLE transformation that represents the following.

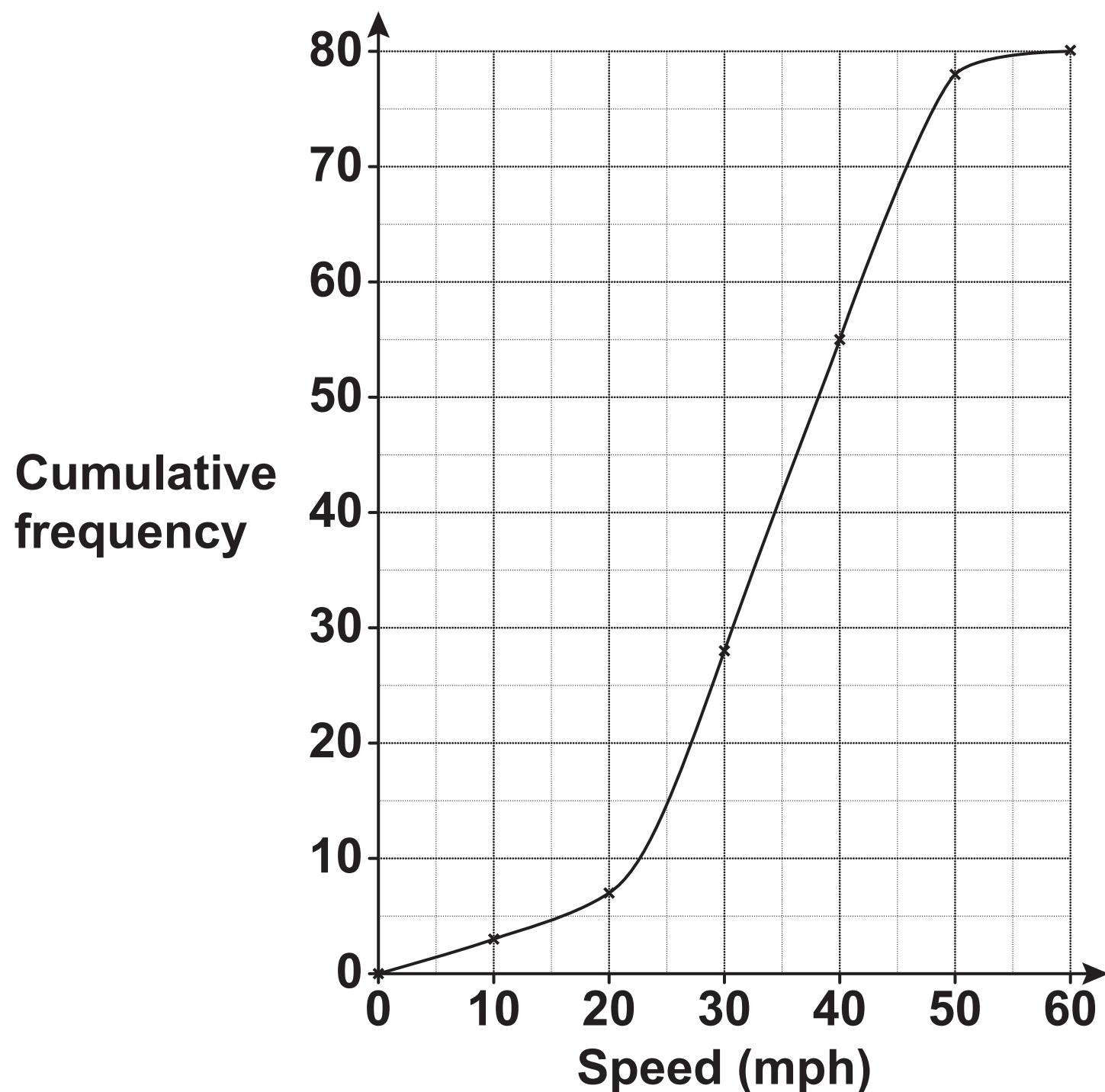
- (i) A rotation with centre $(0, 0)$ of 180° followed by a rotation with centre $(0, 0)$ of 90° clockwise.**

[2]

- (ii) A reflection in the x -axis followed by a reflection in the y -axis.**

[3]

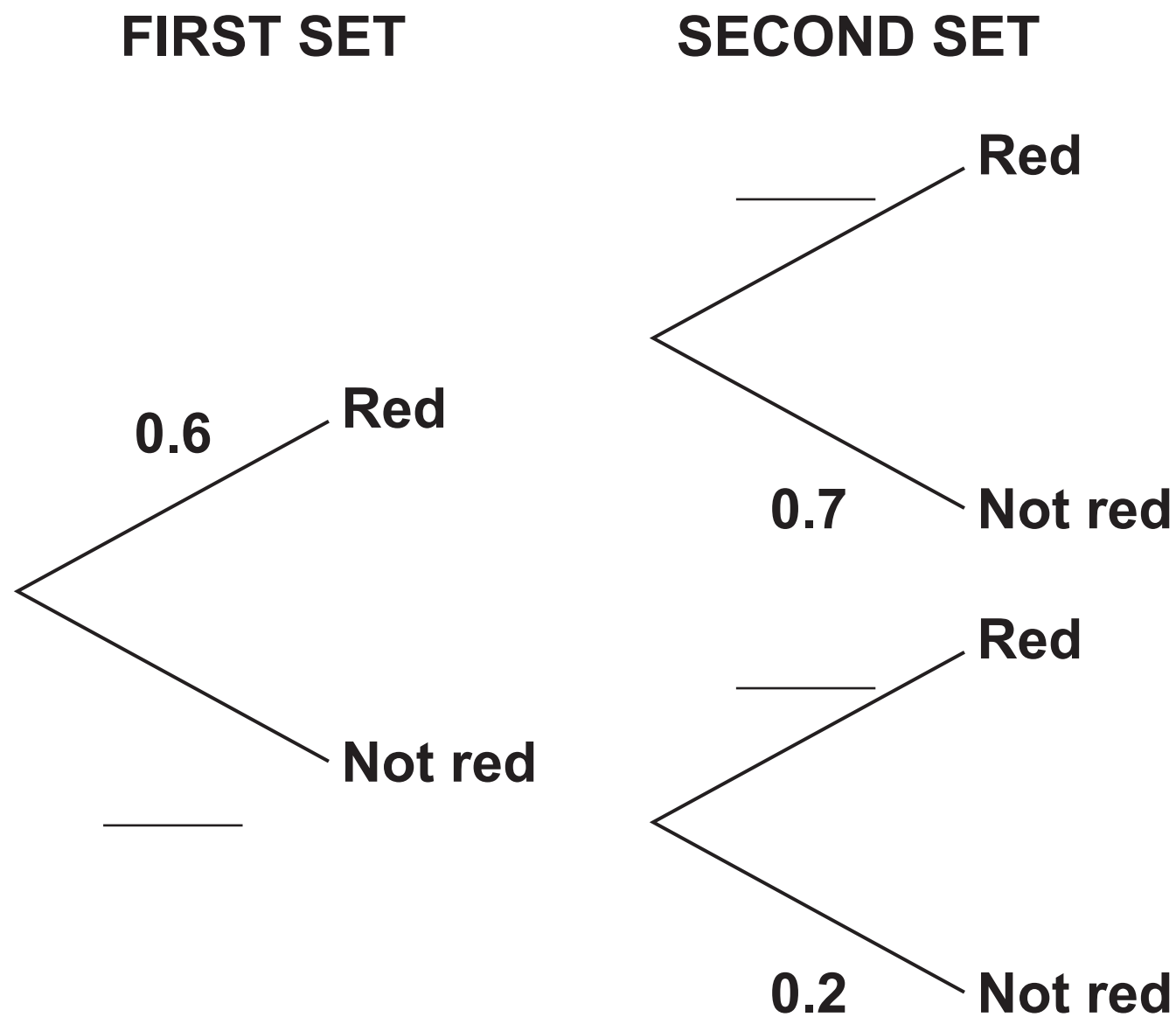
- 12** The cumulative frequency graph shows the speeds, in miles per hour (mph), of vehicles passing a 40 mph speed limit sign on a road.



A speed camera will be installed if more than 30% of vehicles go over the speed limit of 40 mph.

Use information from the graph to decide if a speed camera should be installed. [4]

- 13 Rashid drives his car along a road passing through two sets of traffic lights.
The tree diagram shows the probabilities of the lights being RED when he reaches them.



(a) Complete the tree diagram. [1]

(b) Write down the probability that the first set is NOT RED.

(b) _____ [1]

(c) Given that the first set is RED, write down the probability that the second set is NOT RED.

(c) _____ [1]

(d) Work out the probability that both sets are NOT RED.

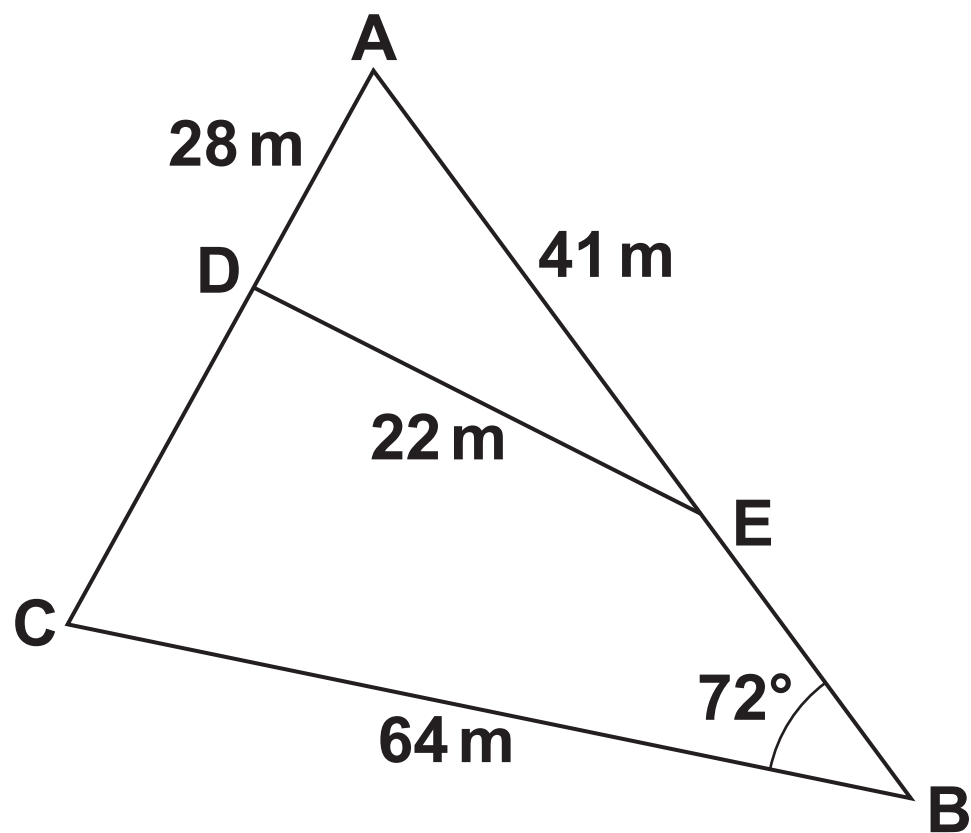
(d) _____ [2]

(e) Work out the probability that at least one set is NOT RED.

(e) _____ [3]

- 14 The diagram shows triangle ABC with D on AC and E on AB. DE is a straight line.

NOT TO SCALE

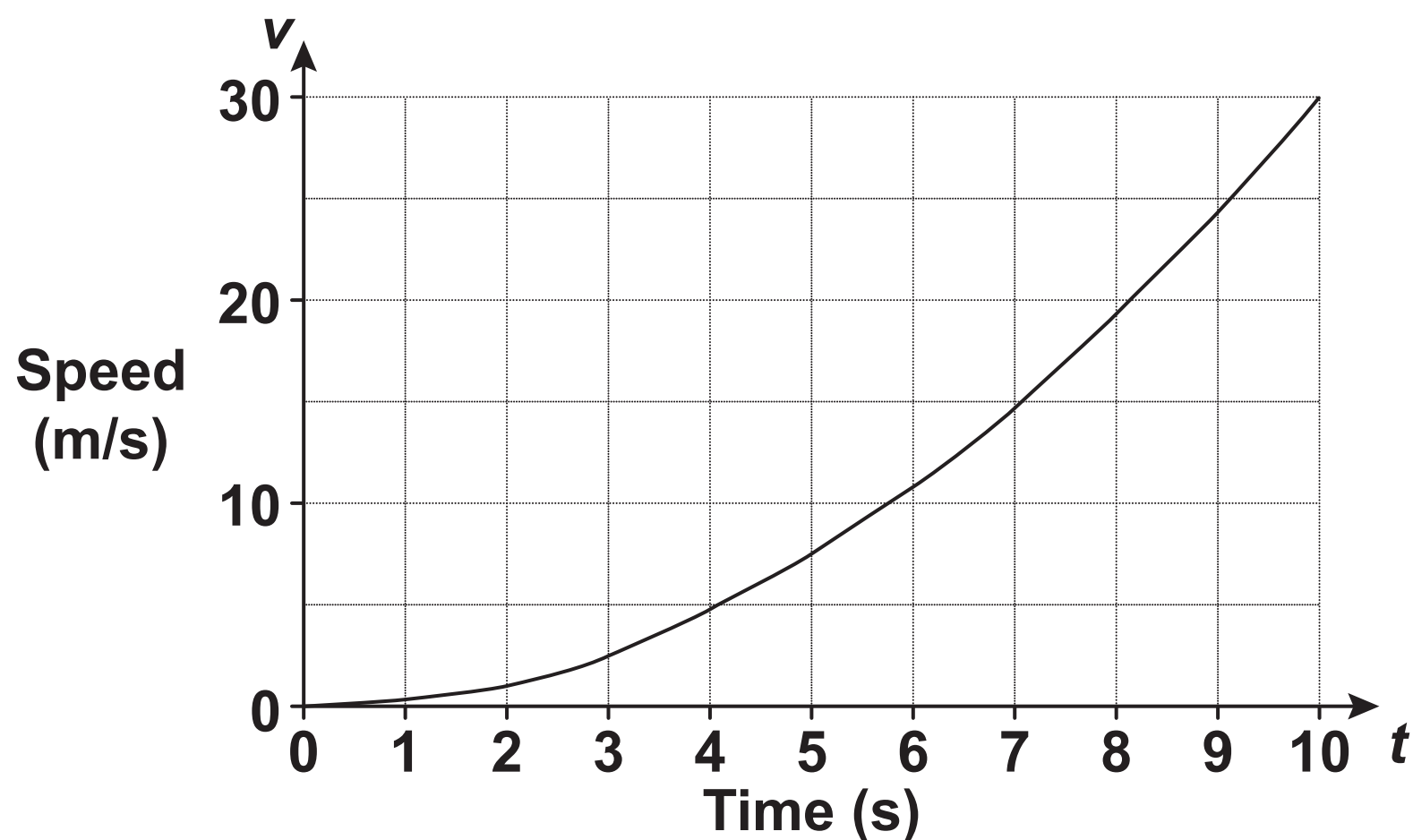


AD = 28 m, AE = 41 m, DE = 22 m and BC = 64 m.

Calculate the length CD.

_____ m [6]

- 15 The graph shows the speed, v metres per second (m/s), of a car at time t seconds.



- (a) Find the speed of the car at $t = 7$.

(a) _____ m/s [1]

- (b) It is claimed that the car has accelerated from 0 to 60 miles per hour in the first 10 seconds.

Does the graph support this claim? Show your reasoning.
Use 1 mile = 1.6 kilometres. [5]

(c) Use the graph to estimate the acceleration at $t = 7$.

(c) _____ m/s² [3]

(d) The speed of this car is directly proportional to the square of the time.

Find a formula linking v and t .

(d) _____ [3]

(e) Georgina says that the graph shows that the speed of the car will continue to increase after 10 seconds.

Make one comment to show that this statement is incorrect.

_____ **[1]**

16 Write $x^2 - 10x + 16$ in the form $(x + a)^2 + b$.

_____ **[3]**

17 Describe fully the graph which has the equation $x^2 + y^2 = 9$.

_____ **[2]**

18 (a) Solve by factorisation.

$$2x^2 + 5x - 12 = 0$$

(a) $x =$ _____ or $x =$ _____ [3]

**(b) Solve this equation.
Give each value correct to 2 decimal places.**

$$3x^2 + 2x - 3 = 0$$

(b) $x =$ _____ or $x =$ _____ [3]

19 (a) Here are the first four terms of a sequence.

$$\frac{1}{2}$$

$$\frac{4}{3}$$

$$\frac{9}{4}$$

$$\frac{16}{5}$$

Find the n th term of this sequence.

(a) _____ [2]

(b) Here are the first four terms of a quadratic sequence, the n th term of this quadratic sequence is $an^2 + bn + c$.

2

12

28

50

Find the values of a , b and c .

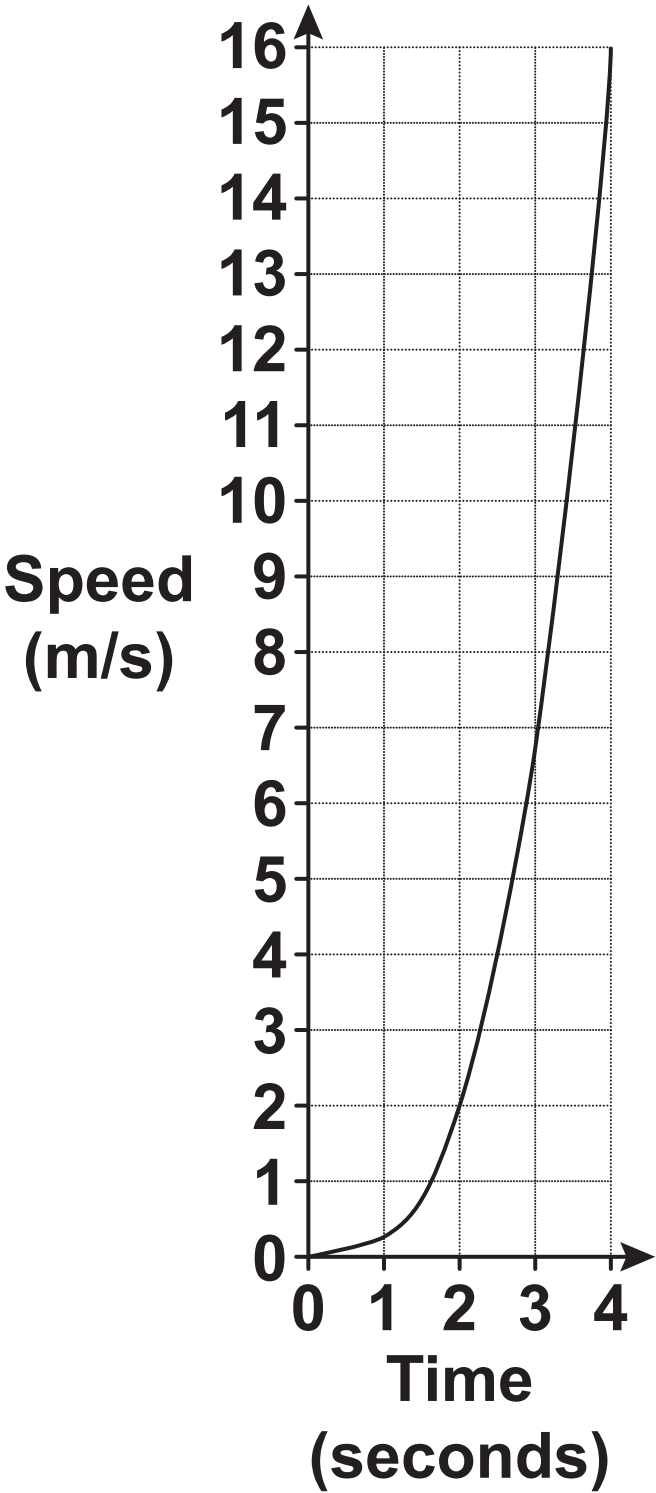
(b) $a =$ _____

$b =$ _____

$c =$ _____

[4]

20 The graph shows the speed, in metres per second, of a particle over the first four seconds of motion.



Use the graph to estimate the distance travelled by the particle in the four seconds.

_____ metres [2]

END OF QUESTION PAPER

Copyright Information

OCR is committed to seeking permission to reproduce all third-party content that it uses in its assessment materials. OCR has attempted to identify and contact all copyright holders whose work is used in this paper. To avoid the issue of disclosure of answer-related information to candidates, all copyright acknowledgements are reproduced in the OCR Copyright Acknowledgements Booklet. This is produced for each series of examinations and is freely available to download from our public website (www.ocr.org.uk) after the live examination series.

If OCR has unwittingly failed to correctly acknowledge or clear any third-party content in this assessment material, OCR will be happy to correct its mistake at the earliest possible opportunity.

For queries or further information please contact the Copyright Team, First Floor, 9 Hills Road, Cambridge CB2 1GE.

OCR is part of the Cambridge Assessment Group; Cambridge Assessment is the brand name of University of Cambridge Local Examinations Syndicate (UCLES), which is itself a department of the University of Cambridge.