



Oxford Cambridge and RSA

F

# GCSE (9–1) Combined Science (Chemistry) A (Gateway Science)

**J250/03** Paper 3, C1–C3 and CS7 (PAGs C1–C5)  
(Foundation Tier)

**Thursday 17 May 2018 – Morning**

**Time allowed: 1 hour 10 minutes**



**You must have:**

- a ruler (cm/mm)
- the Data Sheet (for GCSE Combined Science A (Chemistry) inserted)

**You may use:**

- a scientific or graphical calculator
- an HB pencil



First name

Last name

Centre  
numberCandidate  
number

## INSTRUCTIONS

- The Data Sheet will be found inside this document.
- Use black ink. You may use an HB pencil for graphs and diagrams.
- Complete the boxes above with your name, centre number and candidate number.
- Answer **all** the questions.
- Write your answer to each question in the space provided. If additional space is required, use the lined page(s) at the end of this booklet. The question number(s) must be clearly shown.
- Do **not** write in the barcodes.

## INFORMATION

- The total mark for this paper is **60**.
- The marks for each question are shown in brackets [ ].
- Quality of extended responses will be assessed in questions marked with an asterisk (\*).
- This document consists of **24** pages.

**2**  
**SECTION A**

Answer **all** the questions.

You should spend a maximum of 20 minutes on this section.

- 1** A student wants to make solid ammonium sulfate from the solution of ammonium sulfate.

What should the student do first?

- A** Distil the solution.
- B** Evaporate the solution.
- C** Filter the solution.
- D** Use chromatography.

Your answer

[1]

- 2** A metal carbonate reacts with an acid.

What products are made?

- A** Salt and carbon dioxide
- B** Salt and water
- C** Salt, carbon dioxide and water
- D** Salt, hydrogen and carbon dioxide

Your answer

[1]

- 3** Ethanoic acid is a **weak** acid.

What is the pH of ethanoic acid?

- A** 1
- B** 5
- C** 7
- D** 12

Your answer

[1]

3

- 4 A student wants to re-crystallise a solute from a solution.

What type of apparatus should she use?

- A An evaporating dish, wire gauze, tripod and Bunsen burner
- B A filter funnel, filter paper and conical flask
- C A round-bottomed flask connected to a condenser
- D A separating funnel

Your answer

[1]

- 5 What is the chemical formula for sodium chloride?

- A  $\text{Na}_2\text{Cl}$
- B  $\text{NaCl}$
- C  $\text{NaCl}_2$
- D  $\text{Na}_2\text{Cl}_3$

Your answer

[1]

- 6 In 1808 John Dalton published his theory about matter.

Which of Dalton's ideas is now known to be **incorrect**?

- A A chemical reaction is a rearrangement of atoms.
- B All matter consists of atoms.
- C Atoms cannot be subdivided.
- D When elements react, their atoms combine in simple, whole-number ratios.

Your answer

[1]

4

- 7 An element has a **relative atomic mass** of 19.0.

Find this element on the Periodic Table.

How many protons does this element contain?

- A 9
- B 10
- C 19
- D 28

Your answer

[1]

- 8 An atom is the smallest particle of an element.

What is the approximate size of a single atom?

- A  $0.0001 \times 10^{-6} \text{ m}$
- B  $0.0001 \times 10^{-10} \text{ m}$
- C  $0.01 \times 10^{-10} \text{ m}$
- D  $0.1 \times 10^{-12} \text{ m}$

Your answer

[1]

- 9 Graphite is used in pencils.

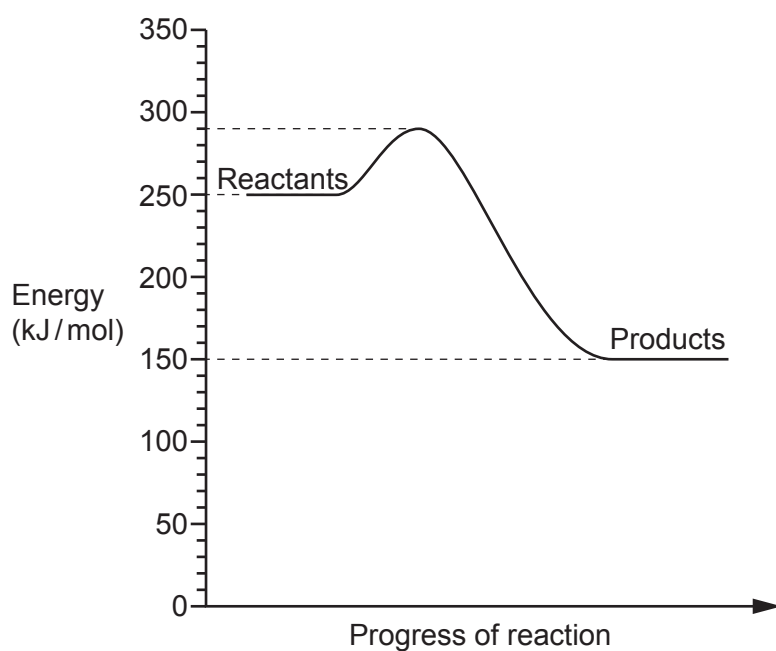
Why can graphite make marks on paper?

- A All the bonds in graphite are weak.
- B Atoms in graphite are in layers.
- C Forces between layers in graphite are strong.
- D Every atom in graphite is strongly bonded to four others.

Your answer

[1]

10 The diagram shows a reaction profile.



What is the energy change of the reaction?

- A +40 kJ/mol
- B -100 kJ/mol
- C +140 kJ/mol
- D -140 kJ/mol

Your answer

[1]

6

## SECTION B

Answer **all** the questions.

11 Look at the pictures of some common laboratory equipment.



7

- (a) A student wants to **accurately** measure the melting point of ice.

Describe an experiment that she could do.

You may draw a **labelled** diagram to help your answer.

Use some of the equipment from the pictures on page 6.

.....

.....

.....

.....

.....

.....

.....

..... [2]

- (b) Suggest **one** thing the student could do to improve the experiment.

.....

..... [1]

12 (a) This question is about atomic structure.

(i) What is meant by **relative atomic mass**?

.....  
 ..... [1]

(ii) What **two** things can you work out from the **atomic number** of an element?

1 .....  
 2 ..... [2]

(b) Look at the table about the particles in an atom.

Particle	Relative Charge	Relative Mass
Proton	+1	.....
Neutron	.....	1
Electron	.....	Almost 0

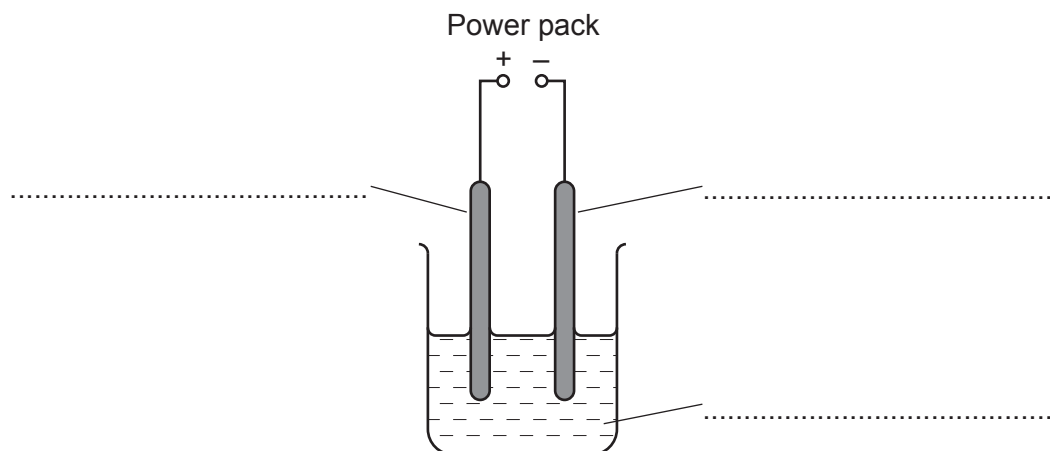
Complete the table.

[3]



13 (a) Look at the diagram of an electrolysis experiment.

(i) Complete the labels on the diagram.



[2]

(ii) Sodium chloride is an **ionic** compound.

Sodium chloride

- Will **not** conduct electricity when it is solid
- Will conduct electricity when it is dissolved in water.

Explain why.

.....

.....

..... [2]

(b) A scientist electrolyses three different compounds.

Complete the table below to show what products will be formed.

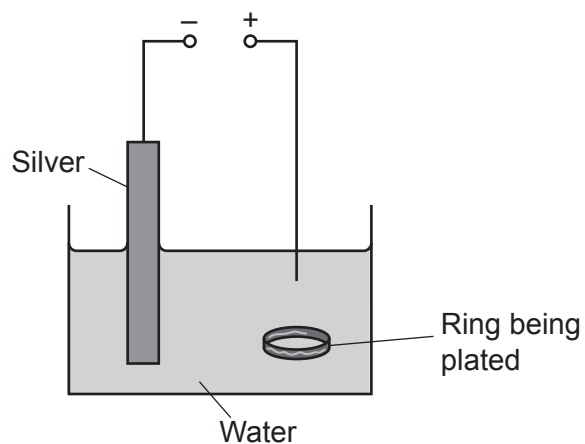
Compound	Product formed at negative electrode	Product formed at positive electrode
Molten $\text{PbBr}_2$	Lead	.....
A solution of $\text{KBr}$	Hydrogen	.....
A solution of $\text{CuCl}_2$	Copper	.....

[3]

10

(c) Electrolysis can also be used to **electroplate** one metal onto another.

Look at the diagram of this experiment.



The experiment shown in this diagram will **not** work.

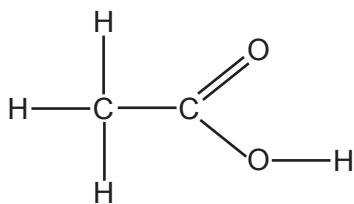
Suggest **two** things that must be changed to make the experiment work.

.....

.....

..... [2]

14 Look at the molecule below:



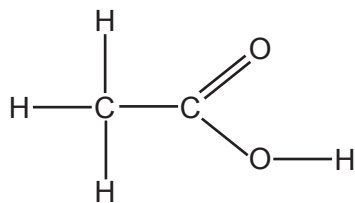
(a) Write down the **empirical formula** for this molecule.

..... [1]

(b) Calculate the **relative formula mass**,  $M_r$ , for this molecule.

Answer = ..... [1]

(c) The displayed formula for the molecule does not show the exact length of the bonds.



Write down **two** other limitations of the displayed formula.

.....  
 .....  
 .....  
 .....  
 ..... [2]

12

15 This question is about electronic structure and bonding.

(a) The electronic structure of phosphorus is 2.8.5.

Use these **three numbers** to explain the **position** of phosphorus in the Periodic Table.

.....

.....

.....

..... [2]

(b) Phosphorus bonds with hydrogen to form the toxic gas phosphine,  $\text{PH}_3$ .

Draw a 'dot and cross' diagram to show the **covalent** bonding in  $\text{PH}_3$ .

[2]

13

**BLANK PAGE**

**PLEASE DO NOT WRITE ON THIS PAGE**

16 Sodium hydroxide reacts with hydrochloric acid.

Sodium chloride and water are made.

(a) Write a **word** equation for this reaction.

..... [1]

(b) A student adds  $5\text{ cm}^3$  of hydrochloric acid (HCl) to  $55\text{ cm}^3$  of sodium hydroxide (NaOH).

He measures the highest temperature reached during the reaction.

He also measures the pH at the end of the reaction.

He repeats this experiment three times and works out the mean temperature.

He then repeats the experiment with different volumes of hydrochloric acid and sodium hydroxide.

Look at his results.

Experiment	Volume of HCl ( $\text{cm}^3$ )	Volume of NaOH ( $\text{cm}^3$ )	Highest temperature reached during reaction ( $^{\circ}\text{C}$ )				pH at the end of the reaction
			1	2	3	Mean	
<b>A</b>	10	50	29.3	30.6	30.7	30.2	12.0
<b>B</b>	20	40	34.5	35.3	35.2	35.0	7.8
<b>C</b>	30	30	37.3	37.6	36.7	37.2	7.0
<b>D</b>	40	20	34.3	35.5	34.6		6.3

(i) Calculate the mean temperature for experiment **D**.

Answer = ..... $^{\circ}\text{C}$  [1]

(ii) Describe the pattern of the highest temperature reached for experiments **A** to **C**.

.....  
 ..... [1]

(iii) Describe the pattern of pH at the end of the reaction for experiments **A** to **D**.

.....  
 .....  
 ..... [1]

15

(iv) How could the student measure the pH?

.....  
..... [1]

(c) What conclusion can you draw from the student's experiments?

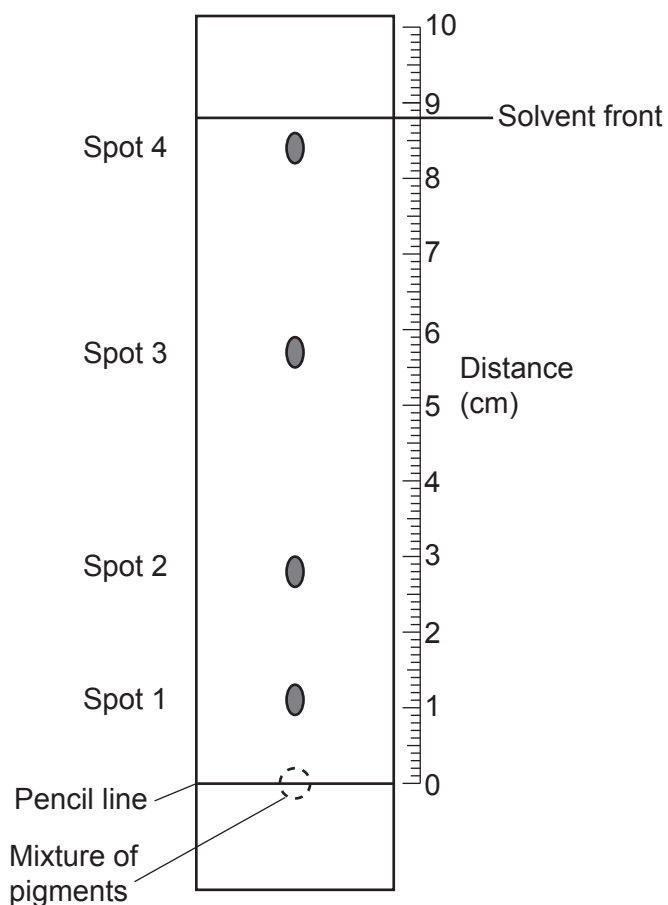
.....  
..... [1]

16

17\* A student wants to find out which pigments are in a plant.

She does a chromatography experiment on a sample from the plant.

Look at her results.



Distance to <b>spot 1</b>	= 1.1 cm
Distance to <b>spot 2</b>	= 2.8 cm
Distance to <b>spot 3</b>	= 5.7 cm
Distance to <b>spot 4</b>	= 8.4 cm

The  $R_f$  values for some pigments are shown in the table.

Pigment	$R_f$ value
A	0.95
B	0.45
C	0.32
D	0.25
E	0.15

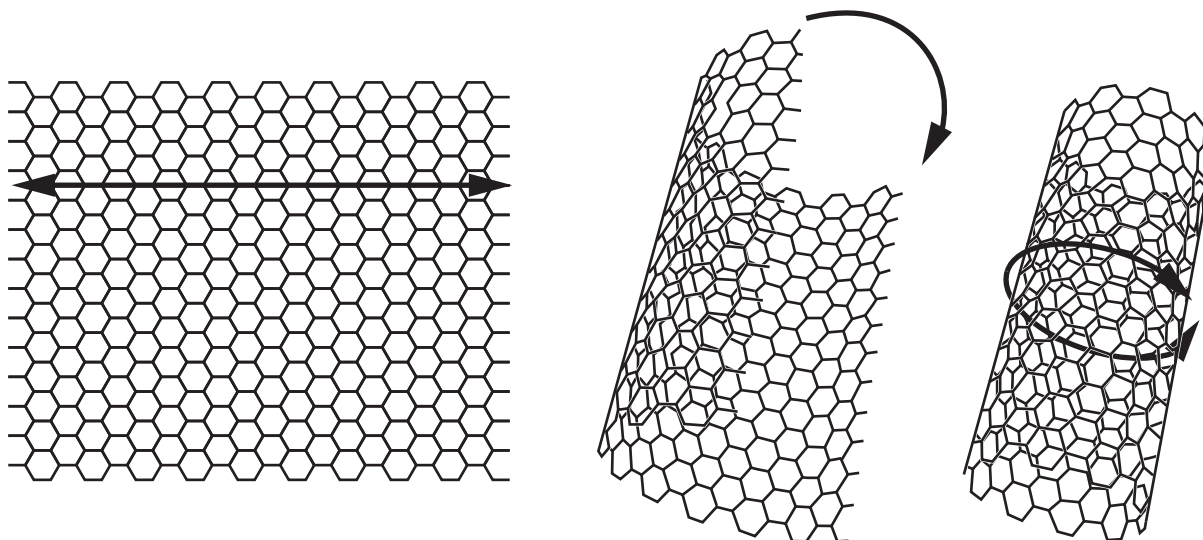


Describe and explain which pigments are in the sample from the plant and suggest why further analysis of the plant pigments is needed.

..... [6

**18** Carbon nanotubes are a new material.

The diagrams show how a graphene sheet can form a nanotube.



**(a)** Nanotubes are more than 100 times stronger than iron.

Explain why nanotubes are so strong. Use ideas about bonding.

.....

.....

.....

.....

..... [2]

**(b)** Carbon is a non-metal.

Carbon nanotubes conduct electricity.

Explain why carbon nanotubes conduct electricity.

.....

.....

..... [2]

- (c) Carbon nanotubes and iron have very similar electrical conductivities.

Look at some other properties of carbon nanotubes and iron.

Material	Density (g/cm <sup>3</sup> )	Melting point (°C)
Carbon nanotubes	1.6	3500
Iron	7.9	1538

- (i) Calculate how many times more dense iron is than carbon nanotubes.

Answer = ..... [2]

- (ii) Explain why iron is more dense than carbon nanotubes.

.....  
 .....  
 ..... [1]

- (iii) Suggest a reason why carbon nanotubes have a higher melting point than iron.

.....  
 ..... [1]

19 The table shows some common ions.

Negative ions		Positive ions	
Nitrate	$\text{NO}_3^-$	Aluminium	$\text{Al}^{3+}$
Oxide	$\text{O}^{2-}$	Magnesium	$\text{Mg}^{2+}$

(a) Write the formula for **aluminium oxide**.

..... [1]

(b) A teacher wrote the formula for magnesium nitrate as:



A student says that the formula is incorrect.

Who is right? Explain your answer.

.....  
 ..... [1]

(c) Aluminium sulfide reacts with dilute hydrochloric acid.

(i) Balance the equation for this reaction.



(ii) The table shows the melting point and boiling point of  $\text{H}_2\text{S}$ .

Melting point	$-85.5^\circ\text{C}$
Boiling point	$-60.7^\circ\text{C}$

What state does  $\text{H}_2\text{S}$  exist in at room temperature?

..... [1]

**END OF QUESTION PAPER**





This image shows a blank sheet of white paper designed for handwriting practice. It features a solid vertical line on the left side, creating a narrow margin. The rest of the page is filled with horizontal dashed lines, providing guides for letter height and placement. There are no other markings, text, or illustrations on the page.

This image shows a blank sheet of white paper designed for writing. It features a series of evenly spaced horizontal blue lines across its entire width. A single vertical blue line runs down the left side, creating a narrow margin. The paper is otherwise completely empty, with no text or markings.

**OCR**  
Oxford Cambridge and RSA

### Copyright Information

OCR is committed to seeking permission to reproduce all third-party content that it uses in its assessment materials. OCR has attempted to identify and contact all copyright holders whose work is used in this paper. To avoid the issue of disclosure of answer-related information to candidates, all copyright acknowledgements are reproduced in the OCR Copyright Acknowledgements Booklet. This is produced for each series of examinations and is freely available to download from our public website ([www.ocr.org.uk](http://www.ocr.org.uk)) after the live examination series.

If OCR has unwittingly failed to correctly acknowledge or clear any third-party content in this assessment material, OCR will be happy to correct its mistake at the earliest possible opportunity.

For queries or further information please contact the Copyright Team, First Floor, 9 Hills Road, Cambridge CB2 1GE.

OCR is part of the Cambridge Assessment Group; Cambridge Assessment is the brand name of University of Cambridge Local Examinations Syndicate (UCLES), which is itself a department of the University of Cambridge.