



**GCSE (9–1)**

**F**

**Combined Science B (Twenty First Century  
Science)**

**J260/02:** Chemistry (Foundation Tier)

General Certificate of Secondary Education

**Mark Scheme for June 2019**

OCR (Oxford Cambridge and RSA) is a leading UK awarding body, providing a wide range of qualifications to meet the needs of candidates of all ages and abilities. OCR qualifications include AS/A Levels, Diplomas, GCSEs, Cambridge Nationals, Cambridge Technicals, Functional Skills, Key Skills, Entry Level qualifications, NVQs and vocational qualifications in areas such as IT, business, languages, teaching/training, administration and secretarial skills.

It is also responsible for developing new specifications to meet national requirements and the needs of students and teachers. OCR is a not-for-profit organisation; any surplus made is invested back into the establishment to help towards the development of qualifications and support, which keep pace with the changing needs of today's society.















This mark scheme is published as an aid to teachers and students, to indicate the requirements of the examination. It shows the basis on which marks were awarded by examiners. It does not indicate the details of the discussions which took place at an examiners' meeting before marking commenced.

All examiners are instructed that alternative correct answers and unexpected approaches in candidates' scripts must be given marks that fairly reflect the relevant knowledge and skills demonstrated.

Mark schemes should be read in conjunction with the published question papers and the report on the examination.

© OCR 2019

Annotations available in RM Assessor

Annotation	Meaning
	Correct response
	Incorrect response
	Omission mark
	Benefit of doubt given
	Contradiction
	Rounding error
	Error in number of significant figures
	Error carried forward
	Level 1
	Level 2
	Level 3
	Benefit of doubt not given
	Noted but no credit given
	Ignore

Abbreviations, annotations and conventions used in the detailed Mark Scheme (to include abbreviations and subject-specific conventions).

<b>Annotation</b>	<b>Meaning</b>
<b>/</b>	alternative and acceptable answers for the same marking point
<b>✓</b>	Separates marking points
<b>DO NOT ALLOW</b>	Answers which are not worthy of credit
<b>IGNORE</b>	Statements which are irrelevant
<b>ALLOW</b>	Answers that can be accepted
<b>( )</b>	Words which are not essential to gain credit
<b>—</b>	Underlined words must be present in answer to score a mark
<b>ECF</b>	Error carried forward
<b>AW</b>	Alternative wording
<b>ORA</b>	Or reverse argument

**Subject-specific Marking Instructions****INTRODUCTION**

Your first task as an Examiner is to become thoroughly familiar with the material on which the examination depends. This material includes:

- the specification, especially the assessment objectives
- the question paper
- the mark scheme.

You should ensure that you have copies of these materials.

You should ensure also that you are familiar with the administrative procedures related to the marking process. These are set out in the OCR booklet **Instructions for Examiners**. If you are examining for the first time, please read carefully **Appendix 5 Introduction to Script Marking: Notes for New Examiners**.

Please ask for help or guidance whenever you need it. Your first point of contact is your Team Leader.

The breakdown of Assessment Objectives for GCSE (9-1) in Combined Science B:

	<b>Assessment Objective</b>
<b>AO1</b>	<b>Demonstrate knowledge and understanding of scientific ideas and scientific techniques and procedures.</b>
AO1.1	Demonstrate knowledge and understanding of scientific ideas.
AO1.2	Demonstrate knowledge and understanding of scientific techniques and procedures.
<b>AO2</b>	<b>Apply knowledge and understanding of scientific ideas and scientific enquiry, techniques and procedures.</b>
AO2.1	Apply knowledge and understanding of scientific ideas.
AO2.2	Apply knowledge and understanding of scientific enquiry, techniques and procedures.
<b>AO3</b>	<b>Analyse information and ideas to interpret and evaluate, make judgements and draw conclusions and develop and improve experimental procedures.</b>
<b>AO3.1</b>	Analyse information and ideas to interpret and evaluate.
AO3.1a	Analyse information and ideas to interpret.
AO3.1b	Analyse information and ideas to evaluate.
<b>AO3.2</b>	Analyse information and ideas to make judgements and draw conclusions.
AO3.2a	Analyse information and ideas to make judgements.
AO3.2b	Analyse information and ideas to draw conclusions.
<b>AO3.3</b>	Analyse information and ideas to develop and improve experimental procedures.
AO3.3a	Analyse information and ideas to develop experimental procedures.
AO3.3b	Analyse information and ideas to improve experimental procedures.

Question			Answer			Marks	AO element	Guidance
1	(a)			True	False	2	1.1	4 correct = two marks 3 or 2 correct = one mark 1 or 0 correct = zero marks
			They all have 2 electrons in their first shell.	✓				
			They all have 1 electron in their outer shell.	✓				
			They all have the same number of electrons		✓			
			They all have the same number of electron shells		✓			
	(b)		They have a small number of electrons in their outer shell.	✓		2	1.1	
			They do not contain electrons.					
			They lose electrons easily.	✓				
			They form covalent bonds by gaining electrons.					
	(c)	(i)	Faster fizzing down the group/potassium catches fire ✓ more reactive down the group ✓			2	3.1a	IGNORE references to energy  ALLOW 'potassium is most reactive / lithium is least reactive'
		(ii)	<div style="display: flex; align-items: center;"> <div style="border: 1px solid black; padding: 2px; margin-right: 10px;">Fizzing</div> <div style="margin-right: 10px;"> <div style="border: 1px solid black; padding: 2px;">hydrogen</div> <div style="border: 1px solid black; padding: 2px;">oxygen</div> <div style="border: 1px solid black; padding: 2px;">water</div> </div> <div style="margin-right: 10px;">✓</div> </div> <div style="display: flex; align-items: center; margin-top: 10px;"> <div style="border: 1px solid black; padding: 2px; margin-right: 10px;">Indicator ..</div> <div style="margin-right: 10px;"> <div style="border: 1px solid black; padding: 2px;">hydroxide ions</div> </div> <div style="margin-right: 10px;">✓</div> </div>			2	1.2	DO NOT ALLOW if more than one line drawn from a box on the left hand side.

Question			Answer	Marks	AO element	Guidance						
2	(a)		heat ✓ increases ✓ water ✓ evaporate ✓	3	1.1	4 correct = three marks 3 correct = two marks 2 correct = one mark 1 or 0 correct = zero marks						
	(b)	(i)	<table border="1"><tr><td>(B)</td><td>F</td><td>A</td><td>C</td><td>D</td><td>(E)</td></tr></table> F before A ✓ A before C ✓ C before D ✓	(B)	F	A	C	D	(E)	3	2.2	
(B)	F	A	C	D	(E)							
		(ii)	heat until crystallisation point/partially evaporate water ✓  leave to cool/ leave to crystallise/leave until crystals form ✓	2	3.3a	<b>ALLOW</b> heat more gently/ heat slowly/leave to stand on a window ledge/leave to stand overnight/ use a smaller flame.  <b>DO NOT ALLOW</b> heat to dryness.						
		(iii)	8.4(g) ✓	1	2.1							
		(iv)	<b>FIRST CHECK THE ANSWER ON ANSWER LINE</b> <b>If answer = 84 award 2 marks</b>  (8.4 ÷ 10) × 100 ✓ 84 ✓	2	2.2	<b>ALLOW ECF</b> from 2(b)(iii)						

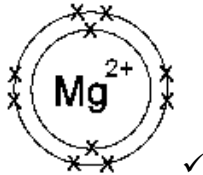
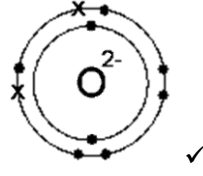


Question			Answer	Marks	AO element	Guidance
3	(a)		Steel (iron alloy) <b>AND</b> aluminium (alloy) ✓	1	1.1	Answers can be in either order
	(b)		composite ✓	1	1.1	
	(c)		<b>FIRST CHECK THE ANSWER ON ANSWER LINE</b> <b>If answer = 1.5 (g/cm<sup>3</sup>) award 2 marks</b>  (12.0 ÷ 8.0) ✓ = 1.5 (g/cm <sup>3</sup> ) ✓	2	2.2	

Question	Answer	Marks	AO element	Guidance
(d)*	<p>Please refer to the marking instructions on page 5 of this mark scheme for guidance on how to mark this question.</p> <p><b>Level 3 (5–6 marks)</b>            Gives an advantage <b>AND</b> disadvantage for steel and aluminium <b>AND</b>            Chooses graphite as the most suitable material to use with a reasoned explanation.</p> <p><i>There is a well-developed line of reasoning which is clear and logically structured. The information presented is relevant and substantiated.</i></p> <p><b>Level 2 (3–4 marks)</b>            Gives an advantage <b>AND</b> disadvantage of two of the materials <b>AND</b> chooses graphite as the most suitable material to use.  <b>OR</b>            Comments on <b>all</b> the materials <b>AND</b> chooses graphite as the most suitable material to use.</p> <p><i>There is a line of reasoning presented with some structure. The information presented is relevant and supported by some evidence.</i></p> <p><b>Level 1 (1–2 marks)</b>            Gives an advantage <b>AND</b> disadvantage of one of the materials.  <b>OR</b>            Comments on most of the materials.  <b>OR</b>            Chooses graphite with a simple reason</p> <p><i>There is an attempt at a logical structure with a line of reasoning. The information is in the most part relevant.</i></p> <p><b>0 marks</b>  <i>No response or no response worthy of credit.</i></p>	6	5x3.1b 1x3.2a	<p><b>AO3.1b – Analyse information and ideas to evaluate data to identify which material is the most suitable.</b></p> <p><b>Advantages</b></p> <ul style="list-style-type: none"> <li>• steel is the stiffest</li> <li>• steel is second strongest</li> <li>• aluminium less dense than steel</li> <li>• graphite is strongest</li> <li>• graphite is less dense</li> <li>• graphite is less stiff than steel</li> </ul> <p><b>Disadvantages</b></p> <ul style="list-style-type: none"> <li>• aluminium least stiff</li> <li>• steel is heavy</li> <li>• aluminium heavier than graphite</li> </ul> <p>Uses data from the table to support their answer.</p> <p><b>AO3.2a – Analyse information and ideas to make a judgement and choose the most suitable material.</b></p> <ul style="list-style-type: none"> <li>• Chooses graphite, supported by reasoning identified above</li> </ul> <p><b>IGNORE</b> references to PVC</p>

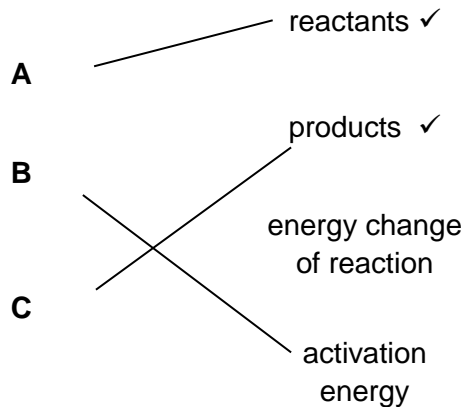
Question			Answer	Marks	AO element	Guidance
4	(a)		magnesium chloride ✓ Mg <b>AND</b> H <sub>2</sub> ✓ Correctly balances the equation ie 2(HCl) ✓	3	2.2	<b>ALLOW</b> correct multiples. <b>DO NOT ALLOW ECF</b> - Marking point 3 is dependent upon correct formulae in marking point 2
	(b)		gas syringe ✓	1	1.2	
	(c)	(i)	No reaction is happening. <input type="checkbox"/> The reaction is at its fastest <input checked="" type="checkbox"/> The reaction is speeding up. <input type="checkbox"/> The reaction is at constant rate <input type="checkbox"/>	1	1.2	
		(ii)	The reaction has stopped. <input checked="" type="checkbox"/> The reaction is at its fastest. <input type="checkbox"/> The reaction is getting faster. <input type="checkbox"/> The reaction is at constant rate. <input type="checkbox"/>	1	2.2	
		(iii)	30 (s) ✓	1	2.2	<b>ALLOW</b> any value from 25 – 30(s)
		(iv)	34(cm <sup>3</sup> ) ✓	1	2.2	

Question			Answer	Marks	AO element	Guidance
5	(a)	(i)	The mass of zinc oxide increases <input type="checkbox"/> The zinc oxide reacts with the air. <input type="checkbox"/> Zinc oxide loses energy. <input type="checkbox"/> Zinc oxide loses oxygen. <input checked="" type="checkbox"/>	1	1.1	
		(ii)	Aluminium is less reactive than zinc. <input type="checkbox"/> Aluminium is more reactive than carbon. <input checked="" type="checkbox"/> Aluminium oxide is very rare. <input type="checkbox"/> Zinc is less reactive than carbon. <input checked="" type="checkbox"/> Zinc oxide melts when it is heated. <input type="checkbox"/>	2	1.1	
	(b)	(i)	liquid ✓	1	1.1	
		(ii)	ions/ <u>charged</u> particles ✓ cannot move <u>in solid</u> / can move when molten/in a liquid ✓	2	1.1	IGNORE reference to free electrons
		(iii)	<div style="display: flex; align-items: center;"> <div style="margin-right: 20px;">             negative <input type="checkbox"/> </div> <div> <input type="text" value="aluminium"/> ✓  <input type="text" value="aluminium oxide"/>  <input type="text" value="water"/>  <input type="text" value="hydrogen"/> ✓  <input type="text" value="oxygen"/> </div> </div> <div style="margin-top: 10px;"> <div style="display: flex; align-items: center;"> <div style="margin-right: 20px;">             positive <input type="checkbox"/> </div> <div> <input type="text" value="hydrogen"/> ✓  <input type="text" value="oxygen"/> </div> </div> </div>	2	2.1	<b>ALLOW one mark</b> for 'aluminium' and 'oxygen' identified as correct products. <b>DO NOT ALLOW</b> if more than one line drawn from a box on the left hand side.

Question			Answer	Marks	AO element	Guidance															
6	(a)		<table><thead><tr><th></th><th>True</th><th>False</th></tr></thead><tbody><tr><td>Most of the mass of the atom is in the nucleus</td><td>✓</td><td></td></tr><tr><td>Neutrons have a positive charge</td><td></td><td>✓</td></tr><tr><td>The nucleus has an overall positive charge.</td><td>✓</td><td></td></tr><tr><td>The nucleus takes up most of the space of the atom</td><td></td><td>✓</td></tr></tbody></table>		True	False	Most of the mass of the atom is in the nucleus	✓		Neutrons have a positive charge		✓	The nucleus has an overall positive charge.	✓		The nucleus takes up most of the space of the atom		✓	3	1.1	4 correct = three marks 3 correct = two marks 2 or 1 correct = one mark
	True	False																			
Most of the mass of the atom is in the nucleus	✓																				
Neutrons have a positive charge		✓																			
The nucleus has an overall positive charge.	✓																				
The nucleus takes up most of the space of the atom		✓																			
	(b)		protons 38 <b>AND</b> electrons 38 ✓ neutrons 50 ✓	2	2.1 2.2																
	(c)	(i)	Magnesium ion drawn as 2.8  e.g. ✓ Oxygen ion drawn as 2.8  e.g. ✓	2	2.1																
		(ii)	Charge on Magnesium ion = +2 ✓ Charge on Oxygen ion = -2✓	2	2.1																

Question			Answer	Marks	AO element	Guidance															
7	(a)		165.4 (Rubidium Bromide) ✓ CaBr <sub>2</sub> (Calcium Bromide)✓ 247.4 (Strontium Bromide) ✓	3	2.2 1.1 2.2																
	(b)		<table><tr><td></td><td>True</td><td>False</td></tr><tr><td>Bonds between metal ions and bromide ions are strong</td><td>✓</td><td></td></tr><tr><td>Metal bromides have covalent bonds.</td><td></td><td>✓</td></tr><tr><td>When metal bromides melt they lose electrons.</td><td></td><td>✓</td></tr><tr><td>It takes a lot of energy to separate the ions</td><td>✓</td><td></td></tr></table>		True	False	Bonds between metal ions and bromide ions are strong	✓		Metal bromides have covalent bonds.		✓	When metal bromides melt they lose electrons.		✓	It takes a lot of energy to separate the ions	✓		2	1.1	4 correct = two marks 3 or 2 correct = one mark 1 or 0 correct = zero marks
	True	False																			
Bonds between metal ions and bromide ions are strong	✓																				
Metal bromides have covalent bonds.		✓																			
When metal bromides melt they lose electrons.		✓																			
It takes a lot of energy to separate the ions	✓																				

Question			Answer	Marks	AO element	Guidance
8	(a)	(i)	<p>The enzyme is a catalyst. <input checked="" type="checkbox"/></p> <p>The enzyme changes the concentration of the hydrogen peroxide <input type="checkbox"/></p> <p>The enzyme causes the temperature to increase. <input type="checkbox"/></p> <p>The enzyme provides energy to the reaction <input type="checkbox"/></p>	1	1.1	
		(ii)	<p>Particles closer together / more particles in same volume / particles more crowded ✓</p> <p>Collisions more frequent / more chance of successful collisions ✓</p>	2	1.1	<b>ALLOW</b> molecules for particles
	(b)	(i)	<p>pH meter /pH probe ✓</p> <p>Read off numbers/scale ✓</p> <p><b>OR</b></p> <p>universal indicator ✓</p> <p>Check colour/pH <u>chart</u> ✓</p>	2	1.2	
		(ii)	<p><b>Any two from:</b></p> <p>Enzyme denatured/stops working at pH greater than 6 ✓</p> <p>enzymes have an optimum pH / work best at pH 6 ✓</p> <p>No longer catalyst / activation energy increased / works less well when not at optimum pH. ✓</p>	2	1.2	

Question			Answer	Marks	AO element	Guidance
9	(a)		limewater ✓ goes cloudy /milky ✓	2	1.2	<b>ALLOW</b> white precipitate
	(b)		carbon monoxide formed ✓  poisonous /toxic✓	2	1.1	<b>ALLOW</b> correct formula <b>ALLOW</b> carbon particulates/soot <b>IGNORE</b> harmful/dangerous <b>ALLOW</b> lung cancer/asthma linked to C particulates (Marking point 2 dependant on Marking point1)
	(c)	(i)		2	2.1	3 correct = two marks 2 correct = one mark 1 or 0 correct = zero mark <b>DO NOT ALLOW</b> if more than one line drawn from a letter on the left hand side.
		(ii)	more than ✓ given out ✓ exothermic ✓	2	2.2	3 correct = two marks 2 correct = one mark 1 or 0 correct = zero marks
	(d)		<p>More charcoal particles have enough energy to react</p> <p>The activation energy decreases.</p> <p>The burning firelighter takes energy from the charcoal</p> <p>The charcoal particles increase in energy</p> <p>The reaction becomes more exothermic.</p> <div style="display: flex; align-items: center;"> <div style="border: 1px solid black; width: 20px; height: 20px; margin-right: 5px;"></div> <div style="border: 1px solid black; width: 20px; height: 20px; margin-right: 5px;"></div> <div style="border: 1px solid black; width: 20px; height: 20px; margin-right: 5px;"></div> <div style="border: 1px solid black; width: 20px; height: 20px; margin-right: 5px;"></div> </div>	2	1.1    2.1	

Question			Answer	Marks	AO element	Guidance															
10	(a)	(i)	Empirical Formulae = C <sub>3</sub> H <sub>8</sub> AND C <sub>2</sub> H <sub>5</sub> ✓ Molecular Formula = C <sub>6</sub> H <sub>14</sub> ✓ Structural Formula = <div><div><div>H</div><div>H</div><div>H</div><div>H</div><div>H</div><div>H</div></div><div><div> </div><div> </div><div> </div><div> </div><div> </div><div> </div></div><div>H-C-C-C-C-C-C-H</div><div><div> </div><div> </div><div> </div><div> </div><div> </div><div> </div></div><div>H</div><div>H</div><div>H</div><div>H</div><div>H</div><div>H</div></div> ✓	3	2.2	All bonds must be shown															
		(ii)	<table><tr><td></td><td>True</td><td>False</td></tr><tr><td>It shows the simplest ratio of atoms in a molecule.</td><td></td><td>✓</td></tr><tr><td>It shows how many atoms are in a molecule.</td><td>✓</td><td></td></tr><tr><td>It shows how the atoms in a molecule are arranged.</td><td>✓</td><td></td></tr><tr><td>It shows the molecule in 3D.</td><td></td><td>✓</td></tr></table>		True	False	It shows the simplest ratio of atoms in a molecule.		✓	It shows how many atoms are in a molecule.	✓		It shows how the atoms in a molecule are arranged.	✓		It shows the molecule in 3D.		✓	2	1.1	4 correct = two marks 3 or 2 correct = one mark 1 or 0 correct = zero marks
	True	False																			
It shows the simplest ratio of atoms in a molecule.		✓																			
It shows how many atoms are in a molecule.	✓																				
It shows how the atoms in a molecule are arranged.	✓																				
It shows the molecule in 3D.		✓																			
	(b)	(i)	60 to 100°C ✓ (actual value 69°C)	1	3.2b																
		(ii)	The values go up and down ✓	1	3.2a	<b>ALLOW</b> fluctuate/ not regular/not flowing in a steady correlation/no trend <b>IGNORE</b> does not change/does not vary															
		(iii)	Liquid ✓ Above melting point AND below boiling point ✓	2	3.2b	<b>ALLOW</b> between melting point and boiling point <b>IGNORE</b> melting point and boiling point quoted without reference to above/below/between etc															



Question			Answer	Marks	AO element	Guidance
		(iv)	<b>Any two from:</b> Boiling points increase as number of carbons increases/Molecules get bigger ✓ Intermolecular forces get stronger/more intermolecular forces ✓ More energy needed to separate the molecules ✓	2	2.1	<b>IGNORE</b> boiling points increase down the table  <b>IGNORE</b> bonds if not clear that bonds are intermolecular <b>DO NOT ALLOW</b> stronger intermolecular forces if between atoms/elements <b>ALLOW</b> more energy to break intermolecular forces <b>DO NOT ALLOW</b> more energy to break it down.

Question			Answer	Marks	AO element	Guidance
11	(a)	(i)	<p>Their diameters are between 1 to 100nm</p> <div style="display: flex; align-items: center;"> <div style="border: 1px solid black; width: 20px; height: 20px; margin-right: 5px;"></div> <div style="border: 1px solid black; width: 20px; height: 20px; margin-right: 5px; text-align: center;">✓</div> <div style="border: 1px solid black; width: 20px; height: 20px; margin-right: 5px;"></div> <div style="border: 1px solid black; width: 20px; height: 20px;"></div> </div>	1	1.1	
		(ii)	<p>Bonds between carbon atoms are strong.</p> <p>Lots of bonds must be broken to break the tube.</p> <div style="display: flex; align-items: center;"> <div style="border: 1px solid black; width: 20px; height: 20px; margin-right: 5px; text-align: center;">✓</div> <div style="border: 1px solid black; width: 20px; height: 20px; margin-right: 5px; text-align: center;">✓</div> <div style="border: 1px solid black; width: 20px; height: 20px; margin-right: 5px;"></div> <div style="border: 1px solid black; width: 20px; height: 20px; margin-right: 5px;"></div> <div style="border: 1px solid black; width: 20px; height: 20px;"></div> </div>	2	1.1	
		(iii)	<p><b>FIRST CHECK THE ANSWER ON ANSWER LINE</b></p> <p><b>If answer = 2500(mm) award 3 marks</b></p> <p>2nm = <math>2 \times 10^{-6}</math> mm ✓</p> <p>0.001 ÷ <math>2 \times 10^{-6}</math> = 500 ✓</p> <p>500 x 5 = 2500(mm) ✓</p>	3	<p>1.2</p> <p>2.2x2</p>	
	(b)		<p><b>Benefit</b></p> <p>get to where it's needed / less harm to rest of body</p> <p><b>Risk</b></p> <p>possible side effects/ long term effects not known</p>	2	2.1	<p><b>ALLOW</b> keeps medicine in one place/non-invasive method/more effective/smaller doses needed/acts as a vector (for the drug)</p> <p><b>ALLOW</b> not enough research/body may reject it/get lost inside the body</p> <p><b>IGNORE</b> references to infection/named side effects/new science/expensive</p>

**OCR (Oxford Cambridge and RSA Examinations)**  
**The Triangle Building**  
**Shaftesbury Road**  
**Cambridge**  
**CB2 8EA**

**OCR Customer Contact Centre**

**Education and Learning**

Telephone: 01223 553998

Facsimile: 01223 552627

Email: [general.qualifications@ocr.org.uk](mailto:general.qualifications@ocr.org.uk)

[www.ocr.org.uk](http://www.ocr.org.uk)

For staff training purposes and as part of our quality assurance programme your call may be recorded or monitored

**Oxford Cambridge and RSA Examinations**  
**is a Company Limited by Guarantee**  
**Registered in England**  
**Registered Office; The Triangle Building, Shaftesbury Road, Cambridge, CB2 8EA**  
**Registered Company Number: 3484466**  
**OCR is an exempt Charity**

**OCR (Oxford Cambridge and RSA Examinations)**  
**Head office**  
**Telephone: 01223 552552**  
**Facsimile: 01223 552553**

© OCR 2019

