

Write your name here	
Surname	Other names
Pearson Edexcel International GCSE	Centre Number
	Candidate Number
<b>English Language A</b>	
<b>Paper 2</b>	
Friday 17 January 2014 – Morning <b>Time: 1 hour 30 minutes</b>	Paper Reference <b>4EA0/02</b>
<b>You do not need any other materials.</b>	Total Marks

### Instructions

- Use **black** ink or ball-point pen.
- **Fill in the boxes** at the top of this page with your name, centre number and candidate number.
- Answer Question 1 and **ONE** writing task from Question 2.
- Answer the questions in the spaces provided  
– *there may be more space than you need.*

### Information

- The total mark for this paper is 30.
- The marks for **each** question are shown in brackets  
– *use this as a guide as to how much time to spend on each question.*
- The quality of your written communication will be assessed in your response to Question 2  
– *you should take particular care on this question with your spelling, punctuation and grammar, as well as the clarity of expression.*
- Copies of the Edexcel Anthology for International GCSE and Certificate in English Language and Literature may **not** be brought into the examination.
- Dictionaries may **not** be used in this examination.

### Advice

- Read each question carefully before you start to answer it.
- Check your answers if you have time at the end.

Turn over ►

P43198A

©2014 Pearson Education Ltd.

1/1/1/1



PEARSON

### Question 1: Reading

You should spend about 45 minutes on this question

Remind yourself of *Electricity Comes to Cocoa Bottom* from the Edexcel Anthology for International GCSE and Certificate in English Language and Literature and then answer Question 1 which is printed on Page 3.

#### Electricity Comes to Cocoa Bottom

Then all the children of Cocoa Bottom  
went to see Mr. Samuel's electric lights.  
They camped on the grass bank outside his house,  
their lamps filled with oil,  
waiting for sunset, 5  
watching the sky turn yellow, orange.

Grannie Patterson across the road  
peeped through the crack in her porch door.  
The cable was drawn like a pencil line across the sun.  
The fireflies waited in the shadows, 10  
their lanterns off.

The kling-klings\* swooped in from the hills,  
congregating in the orange trees.  
A breeze coming home from sea held its breath;  
bamboo lining the dirt road stopped its swaying, 15  
and evening came as soft as chiffon curtains:  
Closing. Closing.

Light!  
Mr. Samuel smiling on the verandah –  
a silhouette against the yellow shimmer behind him – 20  
and there arising such a gasp,  
such a fluttering of wings,  
tweet-a-whit,  
such a swaying, swaying.

Light! Marvellous light! 25  
And then the breeze rose up from above the trees,  
swelling and swelling into a wind  
such that the long grass bent forward  
stretching across the bank like so many bowed heads.  
And a voice in the wind whispered: 30  
Is there one among us to record this moment?  
But there was none –

no one (except for a few warm rocks  
hidden among mongoose ferns) even heard a sound.  
Already the children of Cocoa Bottom 35  
had lit their lamps for the dark journey home,  
and it was too late –  
the moment had passed.

Marcia Douglas

*Kling-klings\**: birds



1 How does the writer try to bring out the importance of the coming of electricity in *Electricity Comes to Cocoa Bottom*?

In your answer you should write about:

- how the people in the poem are presented
- how nature reacts to the event
- how the event itself is described
- the use of language.

You should refer closely to the text to support your answer. You may use **brief** quotations.

(15)





A large rectangular area containing a grid of small squares. The grid is composed of solid lines forming a fine grid, with a dotted line running horizontally through the middle of each row. This layout is typical for handwriting practice or technical drawing.



Handwriting practice grid with 20 rows of primary-ruled lines (top solid, middle dashed, bottom solid) and a vertical margin line on the right. The grid is enclosed in a rounded rectangular border.

Vertical margin lines on the right side of the page, consisting of a solid top line, a dashed middle line, and a solid bottom line.





A large rectangular area containing a grid of small squares. The grid is composed of solid lines forming a fine grid, with a dotted line running horizontally through the middle of each row. This layout is typical for handwriting practice or technical drawing.



Handwriting practice grid with 20 rows. Each row consists of a solid top line, a dashed midline, and a solid bottom line. The grid is contained within a rounded rectangular border.

Handwriting practice lines on the right margin, consisting of a solid top line, a dashed midline, and a solid bottom line, extending vertically down the page.



Grid area for writing answers.

**(Total for Question 1 = 15 marks)**





**Question 2: Writing**

**You should spend about 45 minutes on this question.**

**2** Write on **one** of the following:

**EITHER**

(a) 'Young people spend too much time on the internet and watching television.'

Write the text of a talk to an audience of teenagers, in which you give your views on this subject.

(15)

**OR**

(b) Your head teacher or principal has asked for students' views on how your school or college could be improved.

Write a letter persuading the head teacher or principal to accept your ideas.

(15)

**OR**

(c) Write a story with the title 'The Fall'.

(15)


**(Total for Question 2 = 15 marks)**

**Indicate which question you are answering by marking a cross in the box ☒.  
If you change your mind, put a line through the box ☒ and then indicate your new question with a cross ☒.**

Chosen question number:    **Question 2(a)** ☒            **Question 2(b)** ☒  
   **Question 2(c)** ☒

Grid area for writing answers to questions 2(a), 2(b), and 2(c).






Handwriting practice grid with 20 rows of dotted lines and a grid pattern.

Handwriting practice lines on the right margin.






Handwriting practice grid with 20 rows of dotted lines and a grid pattern.

Handwriting practice lines on the right margin.





Handwriting practice grid with dotted lines and a grid pattern.

**(Total for Question 2 = 15 marks)**

**TOTAL FOR PAPER = 30 MARKS**



**BLANK PAGE**

